

*Proud sponsors of drawing the foul,*

*protecting the paint,*

*diving into the stands,*

(and hopefully another banner up above).




**Banknorth**

Official Bank of the Boston Celtics

Member FDIC. TD Banknorth is a trade name of TD Bank, N.A.



2008-2009 BOSTON CELTICS MEDIA GUIDE



# 2008-09 MEDIA GUIDE







**WEEL 850 AM**  
**BOSTON CELTICS**  
**BASKETBALL**



**THE BIG THREE ARE BACK!**



**2008-09**  
**SEASON SCHEDULE**

■ HOME ■ AWAY  
 All games are Eastern Standard Time

**OCTOBER / NOVEMBER**

Su	M	T	W	Th	F	Sa
		CLE 8:00			CHI 8:00	NOVEMBER 1 IND 7:00
			HOU 8:30	OKC 8:00		MIL 7:30
DET 6:00	TOR 7:30		ATL 7:30		DEN 8:00	MIL 8:30
		NY 7:30		DET 8:00	MIN 8:00	
TOR 12:30			GS 7:30		PHI 7:30	CHA 7:00

**FEBRUARY**

Su	M	T	W	Th	F	Sa
MIN TBA		PHI 7:00		LAL 8:00	NY 7:30	
SA TBA			NO 8:00	DAL 9:30		
★ ALL-STAR				UT 10:30		
PHX 2:30	DEN 8:00		LAC 10:30		IND 7:30	

**DECEMBER**

Su	M	T	W	Th	F	Sa
	ORL 7:30		IND 7:30		POR 8:00	
IND 6:00				WA 8:00	NO 8:00	
	UT 7:30		ATL 7:00		CHI 7:30	
NY TBA		PHI 7:30		LAL 5:00	GS 10:30	
SAC 8:00		POR 10:00				

**MARCH**

Su	M	T	W	Th	F	Sa
DET TBA			NJ 7:30		CLE 8:00	
ORL TBA			MIA 7:30		MEM 7:30	
MIL 1:00		CHI 8:30	MIA 7:00		SA 8:30	MEM 8:00
	LAC 7:30		ORL 8:00		ATL 7:30	
OKC 7:00						

**JANUARY**

Su	M	T	W	Th	F	Sa
					WA 7:30	
NY 6:00		CHA 7:00	HOU 7:30		CLE 8:00	
TOR 12:30	TOR 7:30		NJ 7:30		NJ 1:00	
	PHX 8:00		MIA 7:30	ORL 8:00		
DAL TBA			SAC 7:30		DET 7:00	

**APRIL**

Su	M	T	W	Th	F	Sa
			CHA 7:30		ATL 7:30	
			NJ 7:30		MIA 7:30	
CLE 3:30		PHI 8:00	WA 8:00			

Boston Celtics Broadcast Partners:





# 2008-09 BOSTON CELTICS MEDIA GUIDE



**Editors:** Jeff Twiss, Brian Olive and Heather Walker

**Design & Layout:** Keith Sliney

**Printing & Production:** WordTech Corporation

**Photography:** Brian Babineau, Steve Babineau, NBAE/Getty Images **Cover Photo:** Nathaniel Butler

**Special thanks:** To Katie Clarke, Jay Wessel, Shane Crawford, Amy McDevitt, Sean Pike, Francis Connelly, Russ Tomazic and Tony DeForte for their invaluable help in compiling this publication. We extend our gratitude to Bob Rosen, Chris Thorn and Elias Sports Bureau for their patience and statistical input; to Steve and Brian Babineau of Sports Action Photography and to the staff and management of WordTech Corporation.

All NBA and team insignia depicted in this publication are the property of NBA Properties, Inc. and the respective teams of the NBA and may not be reproduced for commercial purposes without the prior written consent of NBA Properties, Inc. All photographs are NBAE/Getty Images unless otherwise noted. The information contained in this publication was compiled by the Boston Celtics and is provided as a courtesy to our fans and the press and may be used only for personal or editorial purposes. Any commercial use of this information is prohibited without the prior written consent of the Boston Celtics.



# INTRODUCING THE RITE AID AUTOMATED COURTESY REFILL<sup>SM</sup> PROGRAM.

This free Rite Care pharmacy service automatically refills your prescriptions a few days before they run out. We'll even give you a reminder call when your medication is ready to be picked up. And when your last prescribed refill is coming up, we can work with your physician to help get it renewed for you.

Enrollment in Courtesy Refills is free and easy,  
and most prescriptions qualify.\*  
Ask your pharmacist to sign you up today.

**LIFE CAN BE CHAOTIC. SO MAKE YOUR REFILLS AUTOMATIC.**

Rite Aid Automated Courtesy Refills,  
another service for your family's wellness from 

\*Prescriptions are ineligible for the Rite Aid Automated Courtesy Refill Program if 1) purchased through mail-order; 2) fail to meet permissible refill parameters; 3) are paid for by any of the following programs: Medicare Part B, Worker's Compensation, Georgia Medicaid, Massachusetts Medicaid and New York Medicaid; or 4) are a controlled or regulated medication that requires a new prescription for every fill.



**ADMINISTRATION**

Staff Directory .....	6
Executive Committee .....	8
Board of Directors .....	12
Basketball Operations Staff.....	14
Front Office Staff .....	26
Game Entertainment .....	31

**PLAYERS**

2008-2009 Roster .....	33
Biographies and Statistics.....	34

**FACILITIES**

Sports Authority Training Center .....	74
TD Banknorth Garden.....	75

**MEDIA**

Media Information .....	80
Broadcast Partners .....	83
Announcers.....	84
Traveling Media .....	87

**COMMUNITY**

NBA Cares .....	90
Celtics Programs.....	91

**SEASON**

Daily Results.....	98
Cumulative Statistics .....	100
Highs & Lows .....	102
Miscellaneous Data .....	104
Absences .....	106
High Games.....	107
Transactions .....	108

**TRADITION**

Red Auerbach Bio .....	112
Former Player Stats .....	114
All-Time Numbers .....	174
Draft Choices .....	176
Management/Captains .....	181
Records and Streaks .....	182
Hall of Fame .....	211
All-Star Event Participants .....	212
Individual Awards .....	213
Miscellaneous Stats and Information.....	214

**PLAYOFFS**

World Championship Teams .....	224
Playoff Results.....	225
Overtime Records .....	233
Records vs. Opponents .....	234
Year-By-Year Records.....	235
Playoff Starts .....	236
Top Ten Leaders .....	237
Various Team and Individual Records .....	238

**NBA**

NBA Directory .....	246
NBDL Directory .....	247
NBA Key Dates .....	247
Opponents .....	248
NBA Statistics, 2007-2008 .....	306







ADMINISTRATION



ADMIN

PLAYERS

FACILITIES

MEDIA

COMMUNITY

SEASON

TRADITION

PLAYOFFS

NBA





## CELTICS FRONT OFFICE

Wyc Grousbeck ..... Managing Partner, Governor and Chief Executive Officer  
 Wendy Merritt ..... Executive Assistant

## BASKETBALL OPERATIONS

Brian Adams ..... Video Coordinator  
 Austin Ainge ..... Scout  
 Danny Ainge ..... Executive Director of Basketball Operations & General Manager  
 Michael Aud ..... Basketball Operations Assistant  
 Frank Burke ..... Director of Basketball Administration  
 Bryan D. Doo ..... Strength & Conditioning Coach  
 Kevin Eastman ..... Assistant Coach  
 Darren Erman ..... Coaching Associate  
 Armond Hill ..... Assistant Coach  
 Michael Longabardi ..... Assistant Basketball Coach and Advance Scout Coordinator  
 Annemarie Loflin ..... Assistant to Head Coach  
 Ryan McDonough ..... Director of Player Personnel  
 Leo Papile ..... Assistant Executive Director of Basketball Operations  
 Clifford Ray ..... Assistant Coach  
 Glenn "Doc" Rivers ..... Head Coach  
 Tom Thibodeau ..... Associate Head Coach  
 Dave Wohl ..... Assistant General Manager  
 Jamie Young ..... Advance Scout  
 Mike Zarren ..... Assistant Executive Director of Basketball Operations/Associate Counsel

## TEAM SERVICES

Pete Chrisafideis ..... Home Equipment Personnel  
 John Connor ..... Team Travel & Equipment Manager  
 Phil Lynch ..... Director of Team Security  
 Francis O'Bryant ..... Operations Liaison  
 Frank Randall ..... Locker Room Attendant

## MEDICAL STAFF

Todd Campbell, MSPT ..... Physical Therapist  
 Ed Lacerte, PT, SCS, L/ATC, CSCS ..... Head Athletic Trainer/Physical Therapist  
 Brian McKeon, M.D. .... Chief Medical Officer/Team Physician  
 Vladimir Shulman, Member AMTA ..... Massage Therapist

## HOME GAME STAFF

Brian Babineau ..... Team Photographer  
 Steve Babineau ..... Team Photographer  
 Elaine Burke ..... Computer Game Stats Crew  
 Shane Crawford ..... Statistics Technical Coordinator  
 Royal Doughty ..... Official Scorer  
 Bruce Dove ..... Game Clock Operator  
 Sherri Geller ..... Media Operations Assistant  
 Mark Gyurina ..... Scoreboard/Clock/Shot Clock Operator  
 David Korus ..... Computer Game Stats Crew  
 Bob Myerson ..... Shot Clock Operator  
 Steve Nazzaro ..... Computer Game Stats Coordinator  
 Eddie Palladino ..... Public Address Announcer  
 Matt Rando ..... Computer Game Stats Crew  
 Scott Shore ..... TV/Radio Statistician  
 Mike Swartz ..... Media Operations Coordinator  
 Ted Winston ..... Scoreboard/Clock Operator  
 Miriam Yorks ..... Press Box Coordinator



## BUSINESS OPERATIONS

Laura Bakun	Corporate Partnerships Services Assistant
Susan Barabino	Executive Assistant
Sean Barror	Sr. Vice President of Corporate Partnerships & Business Development
Rob Billings	Risk Management
Damon Blust	Team Mascot
Peter Boccadoro	Digital Media Coordinator
Brian Burnard	Premium Sales Account Executive
Paul Cacciatore	Director of Ticket Services & Operations
Nicholas Cacic	Account Executive
Tessa Caffrey	Director of Corporate Partnerships Services
Craig Cassano	Account Executive
Katie Clarke	Manager of Sales & Marketing Operations
David Cohen	Account Executive
Bob Cousy	Marketing Consultant
Shane Crawford	Information Systems Designer
Ted Dalton	Sr. Director of Corporate Partnerships & Business Development
Jim Davis	Group Sales Manager
Ryan de La Bruere	Account Executive
Peter Fayette	Assistant Office Manager and Staff Accountant
Nicole Federico	Partner Services & Merchandise Manager
Shannon Fox	Corporate Hospitality Account Manager
Rich Gotham	President
Matt Griffin	Sr. Director of Sales and Marketing Operations
Kara Hutchinson	Ticket Operations Coordinator
Duane Johnson	Director of Box Office Operations
Matthew Lane	Account Executive
Vicky Le	Corporate Partnerships Services Coordinator
Tristan Lenhart	Corporate Partnerships Services Coordinator
Patrick Lynch	Operations Director & Senior Accountant
Katie Mahon	Season Ticket & Inside Sales Manager
Steve Markos	Corporate Partnerships Account Manager
Matt Meyersohn	Community Relations Manager and Director of Player Development
Owen Morin	Corporate Partnerships Account Manager
Chris Neil	Community Relations Coordinator
Brian Olive	Media Relations Coordinator
Maureen O'Neill	Premium Sales Manager
Marina Ortega	Dance Team Director
Jillian Paine	Group Sales Account Executive
David Preciado	Account Executive
Michelle Price	Group Sales Account Executive
Tim Rath	Controller
Barbara Reed	Sr. Director of Human Resources & Investor Services
Bill Reissfelder	Sr. Vice President & Chief Financial Officer
Andrew Rice	Staff Accountant/Office Manager
Brian Robertson	Sr. Director of Corporate Partnerships
Siobhan Sanford	Premium Sales Account Executive
Chris Sargent	Group Sales Account Executive
Mackenzie Silverio	Sr. Director of Ticket Sales & Promotions
Keith Sliney	Creative Director
Rebekah Splaine	Community Relations Manager
Peter Stringer	Internet Operations Manager
Sean Sullivan	Director of Game Operations & Events
Shawn Sullivan	Sr. Vice President of Ticket Sales, Marketing & Service
Alyssa Tingle	Sr. Account Services Coordinator
Shannon Tipton	Premium Account Services Manager
Jeff Twiss	Vice President of Media Services/Alumni Relations
Bobby Vines	Premium Sales Account Executive
Heather Walker	Director of Public Relations
Jay Wessel	Vice President of Technology
Jake Wendling	Game Operations Coordinator
JoJo White	Director of Special Projects





## WYCLIFFE "WYC" GROUSBECK

Managing Partner, Governor and Chief Executive Officer

Wycliffe Grousbeck assumed the role of Managing Partner, Governor and Chief Executive Officer of the Boston Celtics on December 31, 2002, after leading a local investment group that purchased the team. Wyc is the NBA Governor of the Celtics, the Chair of the NBA Planning Committee, and is a member of the league's Audit & Compensation Committee and Advisory/Finance Committee.

Wyc named the investment group "Banner 17 LLC" to signify his group's primary goal, returning the Celtics to contention for their 17th World Championship. He was honored to accept the Larry O'Brien Trophy signifying that championship on June 17, 2008, as the Celtics defeated the Lakers by 39 points and became World Champions for the first time in 22 years. On behalf of his partners and Celtics fans everywhere, Wyc dedicated the victory to the franchise patriarch, Red Auerbach.

Prior to purchasing the Celtics with his partners, Wyc served as a General Partner of Highland Capital Partners, co-managing \$1.8 billion in venture capital funds. He led successful investments in medical technology, software and health care services. His earlier career included four years as a venture capital lawyer in Silicon Valley and two years as a manager in a public biotech company.

Wyc holds a bachelor's degree in history from Princeton University (1983), a law degree from the University of Michigan (1986) and an MBA from Stanford Business School where he was a Miller Scholar (1992).

Wyc rowed on an undefeated collegiate crew team that claimed the lightweight rowing national championship in 1983.

Wyc and his wife, Corinne, are dedicated to assisting several New England area charities including Children's Hospital Boston; Perkins School for the Blind; Boston Celtics Shamrock Foundation; National Braille Press, Horizons for Homeless Children; Cradles to Crayons; and Lovelane Special Needs Riding Program.



## H. IRVING GROUSBECK • Managing Partner

H. Irving Grousbeck is a Managing Partner of the Boston Celtics as well as an Executive Committee Member.

Father of Managing Partner & Governor Wyc Grousbeck, Mr. Grousbeck is a Consulting Professor of Management at Stanford University's Graduate School of Business, and co-head of the school's Center for Entrepreneurial Studies. His teaching focuses on an objective means to develop a greater understanding of the issues faced by entrepreneurial companies and individuals. In addition to his professorial duties, Grousbeck co-authored the textbook *New Business Ventures and the Entrepreneur*. From 1981 to 1985, Grousbeck was a lecturer at Harvard University's Graduate School of Business Administration.

Harvard University's Graduate School of Business Administration.

In 1963, Grousbeck co-founded Continental Cablevision and went on to serve as that company's President from 1964 to 1980 and Chairman of the Board from 1980 to 1985. Continental Cablevision was sold to U.S. West Media Group in November 1996.

Grousbeck is a graduate of Amherst College and the Harvard Business School. He was awarded an honorary Doctor of Humane Letters degree by Amherst College in 2000. He is on the board of directors of Asurion, Carillon Assisted Living, Alta Colleges, Pacific Pulmonary Services, and Windriver Environmental, and formerly served as a Trustee of Children's Hospital Boston, Newton-Wellesley Hospital, New England Eye Bank, the Hewlett Foundation, and the Massachusetts Board of Higher Education.



**STEPHEN PAGLIUCA** • Managing Partner

Stephen Pagliuca is a Managing Partner and Executive Committee Member of the Boston Celtics. As a Managing Partner and Chairman of the Basketball Committee, Pagliuca has focused on enhancing the development and improvement of the Celtics basketball operations. Mr. Pagliuca also serves as a member of the NBA Board of Governors.

Pagliuca currently is a Managing Director of Bain Capital. He has helped build Bain Capital into a leading global private equity firm with over \$80 billion capital under management with offices in Boston, New York, Hong Kong, Mumbai, Shanghai, and Tokyo.

Pagliuca received a B.A. from Duke University where he also played freshman basketball, and an M.B.A. from the Harvard Business School.

He is the Chairman of the Boston Celtics Shamrock Foundation, the Chairman of the Massachusetts Society for the Prevention of Cruelty to Children, and serves on the international board of The Right To Play, a worldwide children's development group that utilizes Olympic athletes to promote children's health and safety. He is also former Chairman of the Board of Trinity Advisors at Duke University and is also a trustee of Bain Capital Children's Charity.

Pagliuca has been active in youth basketball from kindergarten to the AAU level. He and his wife, Judy, with their four children are longtime Massachusetts residents.

**THE ABBEY GROUP** • Managing Partner

Robert Epstein is a Managing Partner of the Boston Celtics and represents The Abbey Group on the Celtics Managing Board and Executive Committee. He is a principal at The Abbey Group, a Boston-based real estate management and development company, with his partner and Celtics co-investor David Epstein. The Abbey Group is known in Boston as the developer and owners of many successful real estate properties, including the notable 1.5 million square foot Landmark Center mixed-use development that anchors a prime area between Fenway Park and the Longwood Medical area in Boston, Lafayette Corporate Center, a newly re-developed 650,000 square foot office center in Boston's Downtown Crossing and 45 Province, a 32-story condominium tower, located at the intersection of Beacon Hill and Government Center.

Robert Epstein is currently a partner and Chief Executive Officer of The Abbey Group, overseeing all aspects of the group's operations. His reputation as a knowledgeable and innovative developer led to his appointment to several key advisory committees, including the Massachusetts Convention Center Authority and the Strategic Initiatives Committee of the Massachusetts Industrial Finance Agency, and also serves as a Trustee of Bard College.

The partners of The Abbey Group, Robert and David, individually and corporately, support many of Boston's cultural institutions and serve on several boards including Citi Performing Arts Center, the Huntington Theatre Company, Horizons for Homeless Children, The Rose Art Museum and The Anti-Defamation League.

**Robert Epstein****David Epstein**





### **PAUL EDGERLEY** • Executive Committee Member

Paul Edgerley is a member of the Boston Celtics Executive Committee. As a member of the Executive Committee, he consults on the team's business and financial matters as well as the team's community and charitable activities.

Paul is a Managing Director of Bain Capital. He has helped build Bain Capital into a leading global private equity firm with over \$80 billion capital under management with offices in Boston, New York, Hong Kong, Mumbai, Shanghai, and Tokyo.

Paul received an MBA, with Distinction, from Harvard Business School and is a Certified Public Accountant. He received a B.S. from Kansas State University.

He is currently involved on the boards of several charities including Children's Hospital Trust of Boston, Kansas State University Foundation, Dean Advisory Board Member at Harvard Business School, The Shamrock Foundation, and serves on the US board of The Right to Play. He is also a member of the Board of Directors of Steel Dynamics, Keystone Automotive, Sensata Technologies, MEI Conlux and HD Supply.

He lives in the greater Boston area with his wife, Sandy, and their four children.



### **GLENN HUTCHINS** • Executive Committee Member

Glenn Hutchins is a co-founder of Silver Lake and Co-Chief Executive. He has spent his business career investing in the most rapidly growing and dynamic companies in the U.S. and around the world. Mr. Hutchins is Chairman of the Board of SunGard Corp., and a director of the NASDAQ Stock Market, Inc.

Mr. Hutchins is active in public and charitable service. Mr. Hutchins served President Clinton in both the transition and the White House as a Special Advisor on economic and healthcare policy. Mr. Hutchins is a director of the Harvard Management Company which is responsible for the management of the University's endowment.

Mr. Hutchins is a trustee of the Lawrenceville School, the Brookings Institution and

the New York-Presbyterian Hospital. He is also a member of the Advisory Council of the Hamilton Project, a Director of the Partnership for New York City, and a member of the Investors Advisory Committee on Financial Markets of the Federal Reserve Bank of New York.

Mr. Hutchins holds an A.B. from Harvard College, an M.B.A. from Harvard Business School, and a J.D. from Harvard Law School.



### **JAMES PALLOTTA** • Executive Committee Member

James J. Pallotta is a Vice Chairman of Tudor Investment Corporation and Managing Director of Tudor's U.S. Equity Securities Group. He joined Tudor in August 1993 and has sole responsibility for trading The Raptor Global Funds for U.S. and non-U.S. clients. Pallotta became a shareholder/partner of the Tudor Group affiliated companies in 1995 and was elected the Board of Directors of the Tudor Group in 1996.

Prior to joining Tudor, he has a ten-year career at Essex Investment Management in Boston, MA.

Pallotta received his BBA in finance from the University of Massachusetts in 1979 and his M.B.A. from Northeastern University in 1981. He is heavily involved in efforts for many charities and serves on the boards of several charitable and educational foundations, including as a trustee of the Children's Hospital Trust in Boston and as a board member and Executive Committee member of the Big Brother Association.



**DOMENIC FERRANTE** • Executive Committee Member

Domenic Ferrante is a Managing Director of Bain Capital, a leading alternative asset investment firm based in Boston. He joined Bain Capital in 1993 and was a founder of the firm's equity hedge fund in 1996. Ferrante, along with his partners, manages the \$10 billion Brookside Fund within Bain Capital.

Ferrante received his BA in economics from the University of Michigan in 1988 and his MBA from Harvard Business School in 1993. He is active with numerous non-profit organizations and is a member of the University of Michigan Investment Advisory Committee and on the Board of Trustees of Buckingham, Browne and Nichols School.

He lives in the greater Boston area with his wife, Molly, and their four children.

**JOSEPH LACOB** • Executive Committee Member

Joseph (Joe) Lacob is a Managing Partner of Kleiner Perkins Caufield & Byers, an active venture capital partnership headquartered in the San Francisco Bay Area. Since 1972, the company has invested in over 550 technology companies, including life science and medical technology, which have market valuations exceeding \$420 billion.

Joe has helped start many now public companies such as Align Technology, Orexigen Therapeutics and Nuvasive, Inc. He has also led a number of digital start-ups including AutoTrader.com and CBS Sportsline. Most recently, Joe has focused on energy as part of KPCB's growing initiative in the fields of Greentech and alternative energy, investing in companies in novel hydrocarbon exploration, geothermal energy and solar fuels among others.

Joe received his Bachelor's in Biological Sciences from the University of California at Irvine, his Master's in Public Health from UCLA and his M.B.A. from the Stanford Graduate School of Business.

He is actively involved in industry organizations including the American Heart Association. He is also very involved at Stanford University, serving on advisory boards at the Medical Center, Business School and Athletic Department.

**DR. GARY LOVEMAN** • Executive Committee Member

Gary Loveman is Chairman, Chief Executive Officer and President of Harrah's Entertainment, Inc., the world's largest gaming entertainment company. Harrah's operates 51 casinos on four continents with a brand portfolio that includes Caesar's, Harrah's, Horseshoe, Flamingo, Rio, The World Series of Poker and Total Rewards. In December 2006, Harrah's agreed to go private in a \$29 billion transaction led by private equity firms Texas Pacific Group and Apollo. Loveman has been recognized as the gaming and lodging industry's best CEO by *Institutional Investor* magazine for four consecutive years.

Loveman is the chairman of the American Gaming Association and an outside director of Coach, Inc. and FedEx Corporation. He also sits on the Board of Trustees at Joslin Diabetes Center in Boston, the Trust Board at Children's Hospital Boston and the Visiting Committee of the MIT Department of Economics. He holds a Ph.D. in economics from M.I.T., and a B.A. in economics from Wesleyan University.





# ADMINISTRATION

## BOARD OF DIRECTORS



**David Bonderman**



**James I. Cash, Ph.D.**



**John Connaughton**



**Paul B. Edgerley**



**David Epstein**



**Robert Epstein**



**Domenic Ferrante**



**H. Irving Grousbeck**



**Wyc Grousbeck**



**Robert Haber**



**William W. Helman**



**Glenn H. Hutchins**





**Joseph S. Lacob**



**Jonathan Lavine**



**Stephen R. Lewinstein**



**Dr. Gary Loveman**



**Stephen G. Pagliuca**



**James J. Pallotta**



**Robert White**





**RICH GOTHAM** • Team President

Rich Gotham begins his sixth season with the 17-time World Champion Boston Celtics and his second season as Team President. In this role, he is responsible for all aspects of the Celtics business operations including sales, marketing, customer service, communications, corporate partnerships, business development, community and public relations, game entertainment, broadcast partnerships and arena relations. In addition, he works with Celtics Ownership, Basketball Operations Staff, and the NBA on player transactions, as well as team and league related initiatives. He succeeds Arnold "Red" Auerbach as Celtics Team President.

Rich joined the Celtics in April 2003. Prior to be named team President in April 2007 Rich served as Chief Operating Officer and Executive Vice President of Sales, Marketing and Corporate Development.

Since joining the Celtics, Rich has been recognized for leading the team to new heights off the court. Under his leadership the team has established new records for attendance, ticket sales, sponsorship and merchandise revenue, as well as television ratings. In addition, he successfully led negotiations to extend the Celtics lease to play in the TD Banknorth Garden, and was responsible for moving the Celtics radio broadcasts to WEEI, the nation's top rated sports radio station.



The Celtics are widely recognized as thought leaders in the business of sports and the team's achievements have been chronicled by The Wall Street Journal, The New York Times, Investors Business Daily, Bloomberg, Reuters, CNBC and Fox Business News.

Rich joined the Celtics after five years with the global internet media company, Lycos, where he served as Vice President of Sales and Business Development and was responsible for generating revenues in excess of \$300 million annually. He played an integral role in helping to grow the Lycos Network into the most visited site on the Internet in 2001. While at Lycos, Gotham was part of a senior management team that exceeded

Wall Street analyst expectations for revenue and profitability growth for nineteen (19) consecutive quarters. In addition, he sat on the Board of Directors for the Internet Advertising Bureau participating in the creation of multiple internet new media advertising standards.

In addition to his duties with the Celtics, Gotham has served on the Massachusetts Governor Mitt Romney's Committee for Physical Fitness and Sport and currently serves as a board member for Providence College Varsity Athletics, The Sports Museum of New England, Junior Achievement of MA and the National Sports Marketing Network. He is active in multiple charitable fundraising activities on behalf of the Boston Celtics Shamrock Foundation, and sits on the Board of Visitors for New England Baptist Hospital.

A graduate of Providence College (1986), Rich currently resides in Medfield, MA along with his wife and three children.





## DANNY AINGE

Executive Director of Basketball Operations & General Manager

Danny Ainge is beginning his sixth season as Celtics Executive Director of Basketball Operations. He was named to the position on May 9, 2003.

During his 14-year playing career, Ainge won two World Championships with Boston (1984, 1986) and appeared in six NBA Finals (four with Boston). He finished his career third in NBA playoff history for games played (193) and sixth in most three-pointers made (172). He also finished eighth in three-pointers attempted (433). Upon his retirement, Ainge was one of three players in NBA history to make 1,000 or more career three-pointers (1,002), along with Dale Ellis and Reggie Miller.

Following his playing career, Ainge joined TNT as a color analyst for the 1995-96 season before returning to the court with the Phoenix Suns as an Assistant Coach prior to the 1996-97 season. Just eight games into the season he was promoted to Head Coach and guided this club to a 40-34 record after the team started the season 0-8. He spent the next two-plus seasons as Head Coach of the Suns and compiled a 136-90 (.602) record before stepping down on December 13, 1999 and returning to TNT as an analyst. In his three-plus seasons as the Suns coach, he guided Phoenix to three playoff berths.

Ainge enjoyed a storybook collegiate career at Brigham Young University from 1977-1981. He won the 1981 John Wooden and Eastman Awards as the nation's best college basketball player following his senior season, when he averaged 24.4 points per game. At North Eugene (Ore.) High School, Ainge was an All-American in basketball, football and baseball. Selected by the Toronto Blue Jays in the 1977 free agent draft (15th round), he played three seasons of Major League Baseball while still attending BYU. Ainge was inducted into Oregon State Sports Hall of Fame in August 1999 and was the first player in BYU history to have his jersey number (#22) retired.




In January, 2006, Ainge received the NCAA's Silver Anniversary Award, an award that recognizes former student-athletes who completed their successful collegiate career and then went on to excel in their chosen profession.

For his shrewd off-season acquisitions that led the Celtics to their NBA record 17th Championship, Ainge was named as The Sporting News 2008 NBA Executive of the Year.

Danny and his wife, Michelle, have six children: Ashlee, Austin, Tanner, Taylor, Cooper and Crew, and three grandchildren: Sage, Cason and Andre.





**DAVE WOHL** • Assistant General Manager

Dave Wohl begins his fifth season with the Boston Celtics and his second as Assistant General Manager. For the previous three years Wohl was an assistant coach under Doc Rivers.

Wohl, who brings over 30 years of NBA experience, was most recently an assistant coach for the Orlando Magic for five seasons from 1999-2004. Prior to joining the Magic, he served as an assistant coach for the Los Angeles Lakers during the second half of the 1998-99 season. It was Wohl's second stint as an assistant coach with the Lakers, where he spent three seasons from 1982-85 under then head coach Pat Riley. He helped Los Angeles capture the 1985 World Championship.

Wohl was Executive Vice President of Basketball Operations for the Miami Heat from 1995-97. Prior to spending two seasons as an assistant coach for the Sacramento Kings and the Los Angeles Clippers, he served as a television analyst for Miami in 1991-92, an assistant coach from 1989-91 and a scout in 1988. He was head coach of the New Jersey Nets from 1985-87, whom he led to the NBA Playoffs in 1986.

Selected in the third round by the Philadelphia 76ers in the 1971 NBA Draft, Wohl spent seven years as a player from 1971-78. He appeared in 410 career games with the 76ers, Portland Trail Blazers, Buffalo Braves, Houston Rockets and New York-New Jersey Nets, scoring 2,553 points.

A graduate of the University of Pennsylvania, Wohl was a two-time All-Ivy League selection at guard and led the Quakers to two Ivy League titles and two NCAA Tournament appearances.

Wohl and his wife, Elena, have two daughters, Natalie and Katie.



**LEO PAPILE** • Assistant Exec. Dir. of Basketball Operations

Beginning his 13th year with the Boston Celtics, Leo Papile brings to the team over 30 years of basketball experience as both a player and a coach, along with a wealth of knowledge. Papile was promoted from Director of Player Personnel to Assistant Executive Director of Basketball Operations following the 2003-04 season.

Papile was hired on May 8, 1997, and his duties include evaluating basketball players at all levels, including the NBA, CBA, NBDL, FIBA and NCAA.

Prior to joining the Celtics, Papile focused his efforts on building one of the nation's most prestigious amateur basketball programs. For the past 30 years, he's coached

Boston youth in the Boston Amateur Basketball Club (BABC), teaching them the game and helping direct the program. Having founded the organization in 1977, the Boston native has special ties to the BABC and has seen NBA stars like Patrick Ewing and Dana Barros develop their basketball skills as members of the club. Along with handling his Celtics duties, he will continue to serve as the coach of the BABC.

Papile has a long list of coaching credits at all levels of the game. His keen eye for talent and tremendous teaching skills have been acquired from years of working with professional, college, and amateur athletes. From 1984-87, he was part of the coaching staff at Cleveland State University. During the 1986-87 season he was promoted from an Assistant to Associate Head Coach, and was part of the team that upset Indiana in the NCAA tournament and advanced to the Regional Final before bowing out to David Robinson's Navy team.

Before accepting the job at Cleveland State, Papile spent one season as the head man for Umana Technical High School in Boston. Dealing with high school players was a change from his previous coaching stint from 1981-83. During that time, he served as both the Head Coach and General Manager for the Maine Lumberjacks of the CBA. While with the Lumberjacks, Papile matched wits with the likes of future NBA coaches Phil Jackson and George Karl.



**MICHAEL ZARREN**

Assistant Exec. Director of Basketball Operations/Associate Counsel

A lifelong Celtics fan and season ticket holder, Michael Zarren is now the Celtics' Assistant Executive Director of Basketball Operations and Associate Counsel. Now in his sixth year with the team, Zarren is widely recognized as one of the leaders in the field of advanced statistical analysis of basketball players and teams, and is an important part of the team's strategic planning and player personnel evaluation processes. Zarren is also the team's salary cap and legal expert, and is responsible for the development of new technologies for team use, including the team's best-in-class statistical database and video archive/delivery system.

A graduate of Harvard Law School (where he served as editor-in-chief of the Harvard Journal of Law and Technology) and of the University of Chicago, Zarren has also served as a law clerk on the United States Court of Appeals for the Sixth Circuit. Zarren was also previously a management consultant for Fortune 500 firms across a wide variety of industries. A native of Swampscott, Zarren is a member of the bars of New York and Massachusetts and of the Board of Overseers of The Waring School.

**RYAN MCDONOUGH** • Director of International Scouting

Ryan McDonough is entering his third season as the Director of Amateur Scouting. He was named to the position in September 2006 after spending four years as a Special Assistant to Basketball Operations.

McDonough assists Executive Director of Basketball Operations Danny Ainge on all basketball related matters, focusing primarily on evaluating college and international players for the NBA Draft.

Ryan attended the University of North Carolina at Chapel Hill, graduating in 2002 with a degree in Journalism & Mass Communication.

McDonough grew up in Hingham, Massachusetts and currently resides in Boston.





**GLENN "DOC" RIVERS** • Head Coach

Glenn "Doc" Rivers starts his fifth season as Head Coach of the Boston Celtics. He was named to the position on April 29, 2004, becoming the 16th Head Coach in franchise history.

In his first Season as Head Coach of the Boston Celtics Rivers led the club to a 45-37 (.549) record as well as the teams first Atlantic Division title since the 1991-92.

Rivers is only the fourth coach in franchise history to have earned the NBA Coach of the Year Award, joining Tom Heinsohn (1972-73), Bill Fitch (who won it with Cleveland (1975-76) and Boston (1979-80)) and Red Auerbach (1964-65), for whom the trophy is named.

Rivers guided the 2007-08 Celtics to their 17th NBA championship behind an NBA-best 66-16 regular season record which also was his best coaching record in a single season. During the course of the 2007-08 season he was named NBA Coach of the Month three times. He is the only Celtics coach since the award's inception during the 1982-83 season to win the award three times. He joins K.C. Jones, Jimmy Rodgers and Chris Ford as the only Celtics Head Coach's to have won the award.

In the four years that Rivers has coached the Celtics, he has amassed a record of 168-160. Rivers won his 100th game as the Celtics head coach on 3/28/07 against his former team, the Orlando Magic in a thrilling 105-96 double OT win at the TD Banknorth Garden. Rivers now has a career coaching record of 339-328 (.508).

Rivers, born on October 13, 1961, spent four plus seasons as the Head Coach of the Orlando Magic. In his first year at the helm in Orlando he led a team predicted by most to finish near or at the bottom of the league that included four starters who were not drafted. Rivers guided the team to a 41-41 record, and for his efforts, Rivers was named the 1999-2000 NBA Coach-of-the-Year.

Despite having eight new players and the loss of six-time All-Star Grant Hill to injury in 2000-01, Rivers led the Orlando Magic to a 43-39 (.524) record, including a franchise record tying nine-game winning streak and posted a 24-17 (.585) record during the second half of the season, which led to a berth in the 2001 NBA Playoffs.

During the 2001-02 campaign, Rivers helped the Magic improve on their previous season, finishing with a 44-38 (.537) record and their second straight playoff berth. Once again Rivers led the Magic to a strong second half with a 24-17 (.585) record.

In 2002-03 Rivers and the Magic finished with a 42-40 (.512) record and their third consecutive trip to the playoffs. Despite battling numerous injuries and starting 21 different lineups, the Magic finished the second half of the season with a strong playoff push, in typical Rivers fashion, with a 22-19 (.537) record.

Rivers served as an analyst, paired with Al Michaels, for ABC Sports coverage of the NBA in 2003-04, following his release from the Magic on November 17, 2003. Overall he compiled a 171-168 record (.506) in his four-plus seasons as Orlando's Head Coach, advancing the team to the playoffs three times.

Rivers played 13 seasons in the NBA for the Atlanta Hawks (1983-84 to 1990-91), Los Angeles Clippers (1991-92), New York Knicks (1992-93 to 1993-94) and San Antonio Spurs (1994 to 1995-96). He played for three of the game's top coaches in Pat Riley, Larry Brown and Mike Fratello, and holds career averages of 10.9 points, 5.7 assists and 3.0 rebounds per game. His teams advanced to the NBA Playoffs 10 times, where he averaged 11.4 points, 5.9 assists and 3.3 rebounds. Rivers saw action in 864 regular season games and 81 playoff games over the course of his career.



Rivers averaged a double-double in 1986-87 (12.8 points per game, 10.0 assists per game) and was selected to play in the 1988 NBA All-Star Game. He averaged a career-best 15.2 points per game in 1990-91. He scored a career-high 37 points against Seattle on February 4, 1988. He also shares an NBA single-game playoff record for most assists in one half (15 vs. Boston, May 16, 1988).

Drafted after his junior season out of Marquette by the Atlanta Hawks in the second round (31st overall) of the 1983 NBA Draft, he played the first eight years of his career with Atlanta, setting the Hawks' single-season assists record with 823 in 1986-87, and ending his stint with the team as the franchises all-time assist leader with 3,866.

A product of Proviso East High School in Maywood, Illinois, Rivers earned the nickname "Doc" from former Marquette coach Rick Majerus, when he wore a "Dr. J" t-shirt to a summer basketball camp. Rivers played for the United States at the 1982 World Championship of Basketball, leading the U.S. to a silver medal and earning tournament MVP honors after averaging a team-best 18.6 points per game. During the summer of 2001, he served as an assistant coach for the USA Men's Basketball Team at the Goodwill Games in Brisbane, Australia, that captured the Gold Medal.

Rivers earned a pre-law/political science degree from Marquette in 1985 and was honored by the Pro Basketball Writers with the 1990 J. Walter Kennedy Basketball Citizenship Award. Following the 1999-2000 season, Rivers was named Male Coach-of-the-Year at the Rainbow Sports Awards, which reflect not only accomplishments in the sports industry, but also the grace, dignity, commitment and humanity each individual exemplifies.

He is also active in the community, being a member of the All-Star Advisory Council for the Jr. NBA and Jr. WNBA youth basketball support program, offering instrumental guidance to the player, coach and parent training efforts for recreational youth basketball leagues across the country.

Rivers is the nephew of former NBA player Jim Brewer, and the cousin of former NBA player Byron Irvin and baseball player Ken Singleton. Rivers and his wife, Kris, have four children: Jeremiah, Callie, Austin and Spencer.

**DOC RIVERS' COACHING RECORD**

SEASON	TEAM	REGULAR SEASON RECORD				PLAYOFFS	
		W	L	PCT.	POS	W	L
1999-00	Orlando	41	41	.500	4th/Atlantic	---	---
2000-01	Orlando	43	39	.524	4th/Atlantic	1	3
2001-02	Orlando	44	38	.537	3rd/Atlantic	1	3
2002-03	Orlando	42	40	.512	4th/Atlantic	3	4
2003-04	Orlando	1	10	.090			
2004-05	Boston	45	37	.549	1st/Atlantic	3	4
2005-06	Boston	33	49	.402	3rd/Atlantic	---	---
2006-07	Boston	24	58	.293	5th/Atlantic	---	---
2007-08	Boston	66	16	.805	1st/Atlantic*	16	10
<b>Totals (9 years)</b>		<b>339</b>	<b>328</b>	<b>.508</b>		<b>24</b>	<b>24</b>

\*Won NBA Championship



**TOM THIBODEAU** • Associate Head Coach

Tom Thibodeau embarks on his second season as an assistant coach with the Boston Celtics and his 18th year of coaching in the NBA. Thibodeau, who came to the team from the Houston Rockets, is known throughout the NBA as one of its finest defensive coaches. Thibodeau had helped the Rockets rank among the top five in the NBA in scoring defense and field goal percentage defense in each of the past four campaigns.

In his now 17 NBA seasons, Thibodeau has helped his team finish in the NBA's Top 10 in team defense 14 times. He has also coached in 87 NBA playoff games in his career, including New York's appearance in the 1999 NBA Finals.

Prior to joining the Rockets, Thibodeau spent the previous seven years as an assistant coach with the New York Knicks. During his tenure with the Knicks, New York set a then-NBA record by holding 33 consecutive opponents under 100 points in the 2000-01 season. Thibodeau and the Knicks coaching staff also helped Jeff Van Gundy coach the Eastern Conference All-Stars in the 2000 NBA All-Star Game. Thibodeau entered the NBA in 1989 as an assistant coach with the expansion Minnesota Timberwolves under the late Bill Musselman. After two seasons with the Timberwolves, he joined the Seattle SuperSonics in 1991 as an advance scout. The following year, Thibodeau moved to San Antonio, where he worked with Jerry Tarkanian and John Lucas as a Spurs assistant coach for two seasons. He left San Antonio to become an assistant coach under Lucas with the Philadelphia 76ers. Thibodeau's stay in Philadelphia lasted two seasons, at which point, he joined the Knicks.

Thibodeau's coaching career began in 1981 as an assistant coach at his alma mater, Salem State College. After three years as an assistant, he became head coach in 1984. The following season, Thibodeau became an assistant coach at Harvard. He coached at Harvard for four years before leaving for the NBA.

A native of New Britain, Connecticut, Thibodeau graduated with a Bachelor of Science degree and a master's in counseling from Salem State College. He lettered in four seasons at Salem State. Thibodeau was also honored with induction into the New Britain, Connecticut Sports Hall of Fame in 1998.

**ARMOND HILL** • Assistant Coach

Armond Hill begins his fifth season as an Assistant Coach for the Boston Celtics. He was named to the Celtics coaching staff on July 1, 2004.

Hill, a native of Brooklyn NY, brings over 18 years of experience as either a head or assistant coach at the high school and collegiate level, and was most recently an assistant coach with the Atlanta Hawks during the 2003-04 season. Prior to joining the Hawks staff, Hill spent eight years as head coach at Columbia University, where his 2001-02 team led the nation in scoring defense, holding opponents to 57.0 points per game.

Hill's coaching career began as an assistant coach at the Lawrenceville School, in Lawrenceville, NJ in 1985. He became the head coach three years later. Hill won two Coach of the Year Awards and in 1990, led Lawrenceville to the New Jersey State Prep School Championship. He returned to his alma mater in 1991 as an assistant coach, helping guide Princeton to a 71-35 record over four seasons, winning the Ivy League title and going to the NCAA Tournament in 1992.

After being named Ivy League Player of the Year in 1976, Hill was drafted ninth overall by the Atlanta Hawks in the 1976 NBA Draft. He played eight seasons in the NBA, six with the Hawks, averaging 6.9 points and 4.4 assists per game.

He returned to Princeton after his playing career to complete his baccalaureate degree, earning a B.A. in psychology in 1985.



**KEVIN EASTMAN** • Assistant Coach

Kevin Eastman is entering his fourth season as an Assistant Coach for the Boston Celtics. He served as an assistant for the Celtics for the 2004-05 season and he returned to the Celtics coaching staff on September 11, 2006.

Eastman, who brings over 22 years of coaching experience at the collegiate level, spent the last year as Nike Basketball's National Director of Skill Development, while also owning and conducting Kevin Eastman Basketball Camps since 1999.

Eastman spent five seasons from 1994-1999 as head coach at Washington State University. Prior to spending four seasons as head coach at the University of North Carolina at Wilmington, he was an assistant coach at the University of Tulsa for the 1989-90 season. Eastman served as head coach and athletic director at Belmont Abbey College from 1986-1989.

Prior to becoming a head coach, he spent eight seasons as an assistant coach at the collegiate level. Eastman spent his second stint as an assistant coach at the University of Richmond for the 1985-86 season, Virginia Commonwealth from 1983-85, Colorado State University from 1980-83, and he began his coaching career as an assistant at his alma mater the University of Richmond from 1978-80.

Eastman is a 1977 graduate of the University of Richmond, where he played his collegiate basketball. Eastman also earned his Master's Degree in Athletic Administration from Richmond in 1989.

**CLIFFORD RAY** • Assistant Coach

Clifford Ray is in his third season as an Assistant Coach for the Boston Celtics. Ray was named to the position on May 22, 2006. He had previously worked for the Orlando Magic in the same role.

A former center in the NBA, Ray began his coaching career with the Dallas Mavericks in 1987. He served six seasons with Dallas in a part-time role, specifically working with centers and forwards. Ray moved to Fort Wayne and Grand Rapids of the CBA, becoming the head coach for Fort Wayne in the 1993-94 season. In 1995-96, he served as an assistant coach with the New Jersey Nets. He was a special consultant for the Orlando Magic during the 1999-2000 season and then served as an assistant coach for the Golden State Warriors for two seasons (2000-02). In the 2002-03 campaign, Ray was a member of the Cleveland Cavaliers coaching staff.

Originally selected in the third round of the 1971 NBA Draft by Chicago, Ray appeared in 784 regular season games during his 10-year professional career with the Bulls and Warriors, averaging 7.4 points, 8.9 rebounds and 2.2 assists in 25.4 minutes per game.

His name can be found throughout the Golden State record books, ranking among the Warriors' all-time leaders in offensive rebounds (2nd, 1,372), defensive rebounds (2nd, 2,938), field goal percentage (5th, .537), blocked shots (6th, 465) and total rebounds (9th, 4,310). Ray was a member of four 50-plus win teams and was named to the 1971-72 NBA All-Rookie Team.

Ray and Robert Parish conduct a Big Man Camp at IMG Academies in Bradenton, FL during the summer, where they work with many big men improving their game.

Ray played at the University of Oklahoma, where he was a First Team All-Big Eight performer and led the conference in rebounding. He is a native of Union, SC, and he has a son named Everett.







## **MIKE LONGABARDI** • Assistant Coach

Mike Longabardi begins his second season as an Assistant Coach with the Boston Celtics. He joined the staff prior to the start of the 2007-08 season.

Longabardi was previously with the Houston Rockets for four seasons as an assistant coach/video coordinator for two seasons, the video coordinator for a season and the assistant video coordinator for a year.

Before joining the Rockets, Longabardi spent seven years as an assistant coach for the men's basketball teams at Pfeiffer University, Adelphi University, Lafayette College and Towson University. He was on the coaching staff that led the Lafayette Leopards to a Patriot League title and an NCAA Tournament berth.

A native of Brooklyn, New York, Longabardi graduated from Frostburg State University with a degree in health and physical education. He and his wife, Andreana, live in Waltham with their daughter, Olivia Josephine.



## **JAMIE YOUNG** • Advance Scout

Jamie Young begins his eighth season with the Boston Celtics and first as Advanced Scout. In his current position, Young will be responsible for scouting the Celtics upcoming opponents. Prior to this season, Young served as the team's video coordinator. In this role he was responsible for all the video breakdowns of the Celtic games and Celtics opponent games and distributing this information to the coaching staff.

Young graduated from Blackburn College (Carlinville, IL) in 1998 with a bachelor's degree in physical education, where he played both basketball and football. An Indiana native Young currently resides with his wife, Jaynene, in Waltham MA.



## **AUSTIN AINGE** • Scout

Austin Ainge enters his first season with the Celtics as a Scout. Ainge spent last season as an assistant coach with Southern Utah University where he was responsible for perimeter players, recruiting, player development, video breakdown, and developing game plans. Before coaching he had a very successful playing career at Brigham Young University, where he was a two-year captain and won 2 Mountain West Conference Championships. While at BYU Austin went to 3 NCAA tournaments and one NIT. His senior year Austin was one of the top three point shooters in the nation and led the conference by shooting .525 from behind the arc in conference play.

Before playing at BYU, Austin put his basketball career on hold and served a two-year mission for his church, living in and serving the communities in Santo Domingo, Dominican Republic where he learned to speak fluent Spanish. Austin is married to the former Crystal Bluth and has two sons, Andre and Finley.



**ED LACERTE** • Athletic Trainer/Physical Therapist

Ed Lacerte begins his 22nd season with the Boston Celtics, making him the longest-serving trainer in the history of the club.

A Licensed Physical Therapist, a Certified & Licensed Athletic Trainer, a Certified Strength & Conditioning Specialist, and someone who, in 1993, became Board Certified as a Sports Clinical Specialist by the American Physical Therapist Association, Lacerte is the only NBA Trainer with these credentials. Along with his training duties, he used this vast background to serve as the Celtics' Physical Therapist and Strength and Conditioning Coach for eight seasons.

In 1993, the National Basketball Athletic Trainers Association (NBATA), in a vote of his peers, selected Lacerte as the 12th annual recipient of the "NBA Athletic Trainer of the Year." Other remarkable honors bestowed on Lacerte include being the trainer to the "Dream Team," the unforgettable 1992 gold medal-winning U.S. Olympic Basketball Team, and trainer and member of the local organizing committee for the U.S. Olympic Gymnastic Trials in 1996 and 2000. In 2005, he completed course work and became a Performance Enhancement Specialist through NASM.

A native of Lowell, Massachusetts, Lacerte collected his undergraduate degree in Physical Therapy from Boston University in 1982 and his Master's Degree in Education in 1987 from the same academy.

Lacerte was Head Trainer for the Boston University hockey and football teams from 1982 through 1985. He was employed in a physical therapy clinic and was a trainer on the interscholastic level for the next two years before his selection by the Celtics in August, 1987.

Lacerte is an associate of the APTA, the National Athletic Trainers Association, and the National Strength and Conditioning Association. He serves as the Treasurer of the NBATA, a post he has held for the past 18 years. Lacerte also maintains a physical therapy clinic, Pro Sports Therapy, at Boston's practice facility, HealthPoint.

Lacerte is a frequent and eloquent speaker regarding physical therapy/sports medicine, and spends part of his summers discussing the topic with a variety of organizations in the New England region and throughout the country. He also is one of five NBA head athletic trainers who contributed to a HarperCollins Publishers book titled, *NBA Workout Training Guide*, which was published in January, 1999.

Ed and his wife, Maureen, have five children: Devin, Taylor, Arianna, Graham and Thea. The family lives in Westford, MA.

**BRYAN D. DOO** • Strength & Conditioning Coach

Bryan Doo is entering his sixth season as the Strength and Conditioning Coach for the Boston Celtics. He was named to the position on August 3, 2003.

Prior to joining the Celtics, Doo founded Optimal Fitness: Professionals in Health and Human Performance in Waltham, MA, which specializes in-home personal training, speed and agility camps for high school and collegiate athletes, post physical therapy and management of corporate fitness facilities.

Doo has consulted and trained various NHL, Olympic and elite athletes. He also served as the Wellness Director at the Harvard Business School from 1998-2001, and a coach at Harvard University. Doo is a frequent and eloquent speaker regarding sports & athletic development, injury prevention and team training at local and national conferences.

Doo earned his bachelors degree in Sports and Exercise Science in 1995 from Messiah College in Pennsylvania, while also minoring in Business. He holds his Masters degree in Exercise Science and Health Promotion from California University of Pennsylvania. He is a Certified Strength and Conditioning Specialist (CSCS) from the National Strength and Conditioning Association, the National Academy of Sports Medicine and American College of Sports Medicine.

He currently resides in Waltham, MA with his wife Brianna, his dog Bella and cat Ichiro.







**DR. BRIAN McKEON** • Chief Medical Officer/Team Physician

Brian P. McKeon, M.D. is entering his 10th season with the Boston Celtics. He served as Assistant Team Physician for six years before assuming the role of Chief Medical Officer and Head Team Physician in 2005.

McKeon graduated Cum Laude from the University of Connecticut with a BS in Biology. He received his medical degree from Georgetown University's School of Medicine, where he was inducted into the Alpha Omega Alpha (AOA) Honors Society. He completed his residency and internship training through the University of Connecticut's Integrated Residency Program and a Sports Medicine Fellowship at New England Baptist Hospital in Boston. He is an Assistant Clinical Professor of Orthopedics at the Tufts University School of Medicine and a Sports Medicine Fellowship Instructor at New England Baptist Hospital.

An internationally published author and presenter, McKeon is affiliated with a number of professional societies including the American Orthopedic Society of Sports Medicine and the Professional Team Physician's Society. His primary area of research interest is in articular cartilage and he is currently participating in several clinical trials and funded research studies in that area.



**MATT MEYERSOHN** • CR Manager and Director of Player Development

Matt Meyersohn enters his third full season with the Celtics after starting his career as an intern in 2003. During his first two seasons, Meyersohn oversaw the team's community and youth outreach programs as a Community Relations Manager and this season marks his first year with the dual role of Director of Player Development.

Between his internship and returning to the Celtics in 2006, Meyersohn spent a year and a half working with the NBA and a year with the New England Patriots in Community Affairs and Marketing. Meyersohn graduated from Wesleyan University (CT) in 2003 with a dual degree in Urban Studies/Education and Psychology and completed "Leadership For Change" a Graduate Certificate Program at Boston College.

Meyersohn was born and raised in Cambridge where he continues to volunteer as a youth basketball coach.



**BRIAN ADAMS** • Video Coordinator

Brian Adams begins his second year as the Celtics Video Coordinator. He spent the 05-06 season as a video intern for the Celtics before moving to his current role as Video Coordinator. He is responsible for recording and editing all of the Celtics' and upcoming opponents' games. Adams helps provide scouting video that is used for both pre and post game viewings with the team and the coaching staff.

Adams was raised in Pine Plains, New York. He received his bachelor's degree in Psychology from Connecticut College. After graduating from Connecticut College in 2005 he spent his summer as a Basketball Operations intern for the New York Knicks before joining the Celtics.

Adams currently lives in Cambridge Mass.



**FRANK BURKE** • Director of Basketball Operations

Frank Burke enters his 12th season with the Celtics. A former intern, Burke joined the team full-time as a Marketing Assistant for one season prior to moving to Basketball Operations. Burke served as a Basketball Operations Assistant and as Team Player Programs Director before taking on his current role. As Director of Basketball Administration, Burke is involved in the day to day operations of the team and assists General Manager Danny Ainge in all facets of basketball operations.

Burke is a native of Arlington, MA and a graduate of Tufts University where he played football and majored in English. He and his wife Tracey have one son, Jackson.



**BOB COUSY** • Marketing Consultant

Bob Cousy began working directly with the team as marketing consultant at the start of the 1999-00 season. He continues to make occasional appearances on FOX Sports Net New England as an analyst during Celtics' games.

During his tenure from 1950-1963, Cousy was a member of six World Champions and 13 All-Star berths. The recipient of many honors, Bob was elected to the Naismith Memorial Basketball Hall of Fame in 1970 and was named to the NBA's 25th Anniversary Team in 1970 and the league's 35th Anniversary Team in 1980. Among his many awards: league MVP in 1957, All-NBA First Team for ten straight years from 1952-1961, All-NBA Second Team twice (1962 and 1963), and the NBA All-Star Game MVP in 1954 and 1957. Bob led the NBA in assists eight times; in fact, for eight consecutive seasons ranging from 1953-1960. Cousy was inducted into the New England Basketball Hall of Fame in 2002.

In 924 regular season games, Cousy averaged 18.4 points, 7.5 assists, and 5.2 rebounds. In 109 postseason encounters, he collected 18.5 points, 8.6 assists, and 5.0 rebounds. He has been broadcasting Celtics' basketball since the 1974-75 season.

Cousy and his wife, Missy, live in Worcester, MA.

**JOJO WHITE** • Director of Special Projects

JoJo White, a standout player on two Boston World Championship teams, was hired by the Celtics as Director of Special Projects in May, 2000.

In his role with the Celtics, White has a wide range of responsibilities within the marketing and community relations departments.

White spent the first 10 years of his 12-year playing career with Boston. He finished his career with the Celtics averaging 18.3 points per game, leading the team in scoring once and in assists four times. He played key roles in Boston's run to both the 1973-74 and 1975-76 world titles, finishing with a 21.5 career playoff scoring average. He played 60 minutes in the Celtics historic game five triple-overtime win over the Phoenix Suns on the Boston Garden's parquet floor in the 1976 NBA Finals, and was later named the series Most Valuable Player.

White's streak of 488 consecutive games played remains a franchise record. A seven-time All-Star, White's number 10 jersey was retired by the Celtics in a ceremony at the Boston Garden on April 9, 1982.







**SEAN BARROR** • SVP of Corp. Partnerships & Business Development

Sean Barror begins his sixth year with the Celtics. Barror was named Sr. Vice President of Corporate Partnerships and Business Development in September, 2007. He joined the Celtics in 2003 as Senior Director of Corporate Sales and Business Development and was named Vice President of Corporate Partnerships in May, 2005. In his role, Barror is responsible for all Corporate Sponsor Sales and Service as well as Community Relations.

Prior to joining the Celtics, Barror spent five years with global internet media company, Terra Lycos. While at Terra Lycos Barror held positions as Director of Ecommerce Sales and Director of Global Business Development. Prior to Terra Lycos, Barror held sales executive positions with DST Financial Systems, and Thomson Financial Services. He is a graduate of Tufts University, where he played Football and Baseball.

Barror and his wife Annie live in Beverly, MA with their three children: Paige, Avery and Charlie..



**BILL REISSFELDER** • Sr. VP & Chief Financial Officer

Bill Reissfelder begins his 13th season with the Boston Celtics. He was named Chief Financial Officer in January 2003, and he previously served as Vice President and Controller since joining the organization in 1996.

Prior to joining the Celtics, Reissfelder served as the Financial Controller for Open Environment Corporation, and spent nine years at Ernst & Young, LLP, most recently as a Senior Manager in Entrepreneurial Services. He is a CPA and a graduate of Babson College.

Reissfelder and his wife Mary live in Westwood, MA with their four children: Billy, Joe, John and Kathleen.



**SHAWN SULLIVAN** • Sr. VP of Ticket Sales, Marketing & Service

Shawn Sullivan begins his 13th season with the Boston Celtics. He was named Vice President of Ticket Sales, Marketing and Service in September 2005 and he previously served as Vice President of Ticket Sales and Service since January 2003.

Sullivan is responsible for the Celtics marketing and ticket sales campaigns as well as all customer service and season ticket holder benefit initiatives.

He was recognized by the *Boston Business Journal* as one of Boston's 40 under 40 in 2006.

Prior to joining the Celtics as an Account Executive in 1996, Sullivan served as a Group Sales Account Executive for the New Boston Garden Corporation. He is a graduate of Southern New Hampshire University.

Sullivan and his wife Robyn live in Scituate, MA with their two sons, Aidan and Keegan.



**JEFF TWISS** • VP of Media Services/Alumni Relations

Jeff Twiss begins his 28th season with the Boston Celtics. He joined the Celtics in 1981 upon receiving his Master's Degree in Sport Management from the University of Massachusetts-Amherst. Prior to his association with the Celtics and the NBA, Twiss was a teacher and a three-sport coach at Randolph (VT) Union High School. He graduated from the University of Vermont in 1977. Twiss serves as the conduit for the media with Celtics ownership, coaches, players and staff and he is the contact for the former Celtics.



Twiss was elected by his peers to serve as President of the National Basketball Public Relations Directors Association in 1987. In 1992, he received the Distinguished Alumni Award from the University of Vermont. In 1999, Twiss received the University of Massachusetts Sports Management department's Harold J. VanderZwaag Distinguished Alumni Award. In September, 2004, he was inducted into the New England Basketball Hall of Fame. And in 2005, Twiss received the NBA's McHugh/Splaver "Tribute to Excellence" award. He also serves on the Advisory Board of the Bay State Games.

Twiss and his wife, Sarah, have two children: Cameron and Lindsay.

**JAY WESSEL** • VP of Technology

Jay Wessel begins his 19th season with the Boston Celtics. He joined the Celtics game-night staff in 1990 and has been a fixture courtside ever since. He served as Director of Technology for six years before being named Vice President in 2006. In this role, Wessel is responsible for all aspects and uses of technology including those in IT, Basketball Scouting and Video and Arena/Event. He played a key role in the 2006 infrastructure and technical upgrades at the TD Banknorth Garden.



In 2001, Wessel was loaned to TNT for the Goodwill Games in Brisbane, Australia where Team USA, coached by present Celtics head coach Doc Rivers, captured the Gold Medal. Prior to joining the Celtics, Wessel held various engineering and sales roles in the Boston high-tech corridor. Wessel started his career at IBM in Poughkeepsie, NY. He holds a Bachelor's Degree in Electrical Engineering from Virginia Tech University.

Wessel and his wife, Marla, live in Somerville, MA along with their daughter, Sara.





# ADMINISTRATION

## FRONT OFFICE STAFF



**Michael Aud**  
Basketball Operations  
Assistant



**Brian Babineau**  
Team  
Photographer



**Steve Babineau**  
Team  
Photographer



**Laura Bakun**  
Corporate Partnerships  
Services Assistant



**Susan Barabino**  
Executive  
Assistant



**Rob Billings**  
Risk  
Management



**Damon Blust**  
Team  
Mascot



**Peter Boccadoro**  
Digital Media  
Coordinator



**Brian Bumard**  
Premium Sales  
Account Executive



**Paul Cacciatore**  
Director of Ticket  
Services & Operations



**Nicholas Cacci**  
Account  
Executive



**Tessa Caffrey**  
Director of Corporate  
Partnerships Services



**Todd Campbell**  
Physical  
Therapist



**Craig Cassano**  
Account  
Executive



**Pete Chrisafideis**  
Home Equipment  
Personnel



**Katie Clarke**  
Manager of Sales &  
Marketing Operations



**David Cohen**  
Account  
Executive



**John Connor**  
Team Travel &  
Equipment Manager



**Shane Crawford**  
Information  
Systems Designer



**Ted Dalton**  
Sr. Director of Corp. Partnerships  
& Business Development



**Jim Davis**  
Group Sales  
Manager



**Ryan de La Bruere**  
Account  
Executive



**Darren Eman**  
Coaching  
Associate



**Peter Fayette**  
Assistant Office Manager  
& Staff Accountant



**Nicole Federico**  
Partner Services &  
Merchandise Manager





**Shannon Fox**  
Corporate Hospitality  
Account Manager



**Matt Griffin**  
Sr. Director of Sales and  
Marketing Operations



**Kara Hutchinson**  
Ticket Operations  
Coordinator



**Duane Johnson**  
Director of  
Box Office Operations



**Matthew Lane**  
Account  
Executive



**Vicky Le**  
Corporate Partnerships  
Services Coordinator



**Tristan Lenhart**  
Corporate Partnerships  
Services Coordinator



**Annemarie Lofin**  
Assistant  
to Head Coach



**Patrick Lynch**  
Operations Director  
& Senior Accountant



**Phil Lynch**  
Director of  
Team Security



**Katie Mahon**  
Inside Sales  
Manager




**Steve Markos**  
Corporate Partnerships  
Account Manager



**Wendy Merritt**  
Executive  
Assistant



**Owen Morin**  
Corporate Partnerships  
Account Manager



**Chris Neil**  
Community Relations  
Coordinator



**Francis O'Bryant**  
Operations  
Liaison



**Brian Olive**  
Media Relations  
Coordinator



**Maureen O'Neill**  
Premium Sales  
Manager



**Marina Ortega**  
Dance Team  
Director



**Jillian Paine**  
Group Sales  
Account Executive



**David Preciado**  
Account  
Executive



**Michelle Price**  
Group Sales  
Account Executive



**Frank Randall**  
Locker Room  
Attendant



**Tim Rath**  
Controller



**Barbara Reed**  
Sr. Director of Human  
Resources & Investor Services



# ADMINISTRATION

## FRONT OFFICE STAFF



**Andrew Rice**  
Staff Accountant/  
Office Manager



**Brian Robertson**  
Sr. Director of  
Corporate Partnerships



**Siobhan Sanford**  
Premium Sales  
Account Executive



**Chris Sargent**  
Group Sales  
Account Executive



**Vladimir Shulman**  
Massage  
Therapist



**Mackenzie Silverio**  
Sr. Director of Ticket Sales  
& Promotions



**Keith Slaney**  
Creative  
Director



**Rebekah Splaine**  
Community Relations  
Manager



**Peter Stringer**  
Internet Operations  
Manager



**Sean Sullivan**  
Director of Game  
Operations & Events



**Alyssa Tingle**  
Sr. Account Services  
Coordinator



**Shannon Tipton**  
Premium Account  
Services Manager



**Bobby Vines**  
Premium Sales  
Account Executive



**Heather Walker**  
Director of  
Public Relations



**Jake Wendling**  
Game Operations  
Coordinator





**CELTICS DANCERS**

Coming back for their third season the Celtics Dancers, comprised of 17 women from all over the country, will perform choreographed routines during game breaks and halftimes at Celtics home games. Under the direction of Marina Ortega, the Celtics Dancers will bring energy and excitement to the fan experience in the TD Banknorth Garden. When not performing on the court, the Celtics Dancers will represent the team in the community through appearances and performances at charitable and promotional events.



**LUCKY THE LEPRECHAUN**

Lucky has been a Celtics icon for over 50 years, but the unmasked version of the character is in its 6th season. At every home game, Lucky dazzles Celtics fans with his high-flying dunks and exciting acrobatics. Over the past four seasons, Lucky has appeared at hundreds of community events around New England including daily visits to the Basketball Hall of Fame. Lucky has frequently been featured on the "Top Ten Plays of the Day" on ESPN and was selected as an NBA All-Star for the 2005-06 season. Most recently, Lucky spent a week with the team in Rome and London entertaining the fans of Europe as part of the Celtics preseason schedule.







PLAYERS



## 2008-09 ROSTER

NO.	PLAYER	POS	HT	WT	DOB	FROM	YRS
20	Ray Allen	G	6-5	205	07/20/1975	Connecticut	12
42	Tony Allen	G	6-4	213	01/11/1982	Oklahoma State	4
28	Sam Cassell	G	6-3	185	11/18/1969	Florida State	15
11	Glen Davis	F	6-9	289	01/01/1986	Louisiana State	1
5	Kevin Garnett	F	6-11	253	05/19/1976	Farragut Academy HS (IL)	13
4	J.R. Giddens	G	6-5	215	02/13/1985	New Mexico	R
50	Eddie House	G	6-1	175	05/14/1978	Arizona State	8
7	Darius Miles	F	6-9	235	10/09/81	East St. Louis HS (IL)	6
26	Patrick O'Bryant	C	7-0	249	06/20/86	Bradley	2
43	Kendrick Perkins	C	6-10	280	11/10/1984	Clifton J. Ozen HS (TX)	5
34	Paul Pierce	F-G	6-7	235	10/13/1977	Kansas	10
0	Leon Powe	F	6-8	240	01/22/1984	California	2
13	Gabe Pruitt	G	6-4	170	04/19/1986	Southern California	1
9	Rajon Rondo	G	6-1	171	02/22/1986	Kentucky	2
44	Brian Scalabrine	F	6-9	235	03/18/1978	USC	7
12	Bill Walker	F	6-6	220	10/09/1987	Kansas State	R

### HEAD COACH

Doc Rivers (Marquette)

### ASSISTANT COACHES

Tom Thibodeau (Salem State)

Armond Hill (Princeton)

Kevin Eastman (Richmond)

Clifford Ray (Oklahoma)

Mike Longabardi (Frostburg State)







**POSITION** Guard

**HEIGHT** 6-5

**WEIGHT** 205

**BIRTHDATE** 07/20/75

**BIRTHPLACE** Castle AFB, Merced, CA

**HIGH SCHOOL** Hillcrest (Dalzell, SC)

**COLLEGE** Connecticut

**YEARS** Starting 13th

**DRAFTED** Minnesota Timberwolves,  
First Round, 5th Pick,  
1996 NBA Draft.

# RAY ALLEN



## CAREER STATISTICS

### NBA REGULAR SEASON RECORD

YEAR TEAM	G-GS	MIN	FGM-FGA	PCT	FG3-FG3A	PCT	FT-FTA	PCT	OFF-DEF-TOT	AST	PF-DQ	STL	TO	BS	PTS	AVG
96-97 Milw.	82-81	2532	390-908	.430	117-298	.395	205-249	.823	97-229-326	210	218-0	75	149	10	1102	13.4
97-98 Milw.	82-82	3287	563-1315	.428	134-369	.364	342-391	.875	127-278-405	356	244-2	111	263	12	1602	19.5
98-99 Milw.	50-50	1719	303-673	.450	74-208	.356	176-195	.903	57-155-212	178	117-0	53	122	7	856	17.1
99-00 Milw.	82-82	3070	642-1411	.455	172-407	.423	353-398	.887	83-276-359	308	187-1	110	183	19	1809	22.1
00-01 Milw.	82-82	3129	628-1309	.480	202-467	.433	348-392	.888	101-327-428	374	192-2	124	204	20	1806	22.0
01-02 Milw.	69-67	2525	530-1148	.462	229-528	.434	214-245	.873	81-231-312	271	157-0	88	159	18	1503	21.8
02-03 Mil-Sea	76-75	2880	598-1363	.439	201-533	.377	316-345	.916	94-287-381	334	220-4	108	198	14	1713	22.5
03-04 Sea.	56-56	2152	447-1017	.440	148-378	.392	245-271	.904	69-217-286	268	132-2	71	156	11	1287	23.0
04-05 Sea.	78-78	3064	640-1494	.428	209-556	.376	378-428	.883	79-268-347	289	167-2	84	171	5	1867	23.9
05-06 Sea.	78-78	3022	681-1500	.454	269-653	.412	324-359	.903	71-261-332	286	151-2	105	188	16	1955	25.1
06-07 Sea.	55-55	2219	505-1153	.438	165-443	.372	279-309	.903	57-190-247	228	113-0	82	154	11	1454	26.4
07-08 Boston	73-73	2623	439-986	.445	180-452	.398	215-237	.907	75-193-268	225	147-0	65	127	16	1273	17.4
<b>TOTALS</b>	<b>863-859</b>	<b>32223</b>	<b>6366-14277</b>	<b>.446</b>	<b>2100-5291</b>	<b>.397</b>	<b>3395-3819</b>	<b>.890</b>	<b>991-2912-3903</b>	<b>3327</b>	<b>2045-15</b>	<b>1071</b>	<b>2074</b>	<b>159</b>	<b>18227</b>	<b>21.1</b>

### NBA PLAYOFF RECORD

YEAR TEAM	G-GS	MIN	FGM-FGA	PCT	FG3-FG3A	PCT	FT-FTA	PCT	OFF-DEF-TOT	AST	PF-DQ	STL	TO	BS	PTS	AVG
98-99 Milw.	3-3	120	25-47	.532	9-19	.474	8-13	.615	8-14-22	13	9-0	3	11	1	67	22.3
99-00 Milw.	5-5	186	40-90	.444	10-26	.385	20-22	.909	10-23-33	13	10-0	8	9	0	110	22.0
00-01 Milw.	18-18	768	158-331	.477	57-119	.479	79-86	.919	19-55-74	108	44-0	24	43	10	452	25.1
04-05 Sea.	11-11	436	102-215	.474	31-82	.378	56-63	.889	12-35-47	43	22-0	14	34	4	291	26.5
07-08 Boston	26-26	987	133-311	.428	55-139	.396	84-92	.913	25-73-98	71	63-1	24	38	8	405	15.6
<b>TOTALS</b>	<b>63-63</b>	<b>2497</b>	<b>458-994</b>	<b>.461</b>	<b>162-385</b>	<b>.421</b>	<b>247-276</b>	<b>.895</b>	<b>74-200-274</b>	<b>248</b>	<b>148-1</b>	<b>73</b>	<b>135</b>	<b>23</b>	<b>1325</b>	<b>21.0</b>

## CAREER HIGHS

### CAREER REGULAR SEASON SINGLE-GAME HIGHS

Minutes	54, 12/27/97, Milwaukee at New Jersey
Field Goals	17, 01/12/07, Seattle vs. Utah (Twice)
Field Goal Attempts	32, 01/12/07, Seattle vs. Utah
Three-Point Field Goals	10, 04/14/02, Milwaukee vs. Charlotte
Three-Point Attempts	17, 01/23/07, Seattle vs. Denver (Twice)
Free Throws	19, 11/25/00, Milwaukee at Washington
Free Throw Attempts	20, 11/25/00, Milwaukee at Washington
Offensive Rebounds	9, 02/23/03, Seattle at LA. Lakers
Defensive Rebounds	10, 11/18/06, Seattle at Golden State
Rebounds	13, 04/01/03, Seattle at Chicago (Three Times)
Assists	13, 01/20/00, Milwaukee at Seattle (Twice)
Steals	6, 11/03/06, Seattle at LA. Lakers (Twice)
Turnovers	8, 02/16/98, Milwaukee at New Jersey
Blocks	2, 12/26/06, Seattle vs. NO/Okla. City (14 Times)
Points	54, 01/12/07, Seattle vs. Utah


### CAREER POSTSEASON SINGLE-GAME HIGHS

Minutes	49, 04/28/01, Milwaukee at Orlando
Field Goals	17, 05/01/05, Seattle at Sacramento
Field Goal Attempts	28, 05/01/05, Seattle at Sacramento
Three-Point Field Goals	9, 06/01/01, Phi at Milwaukee
Three-Point Attempts	14, 05/01/05, Seattle at Sacramento
Free Throws	11, 04/25/01, Orlando at Milwaukee
Free Throw Attempts	13, 04/25/01, Orlando at Milwaukee
Offensive Rebounds	5, 05/13/99, Indiana at Milwaukee
Defensive Rebounds	8, 04/25/01, Orlando at Milwaukee
Total Rebounds	11, 05/13/99, Indiana at Milwaukee
Assists	10, 05/13/01, Milwaukee at Chicago
Steals	4, 05/01/05, Seattle at Sacramento
Turnovers	7, 05/11/99, Milwaukee at Indiana
Blocks	2, 05/01/05, Seattle at Sacramento (Twice)
Points	45, 05/01/05, Seattle at Sacramento



**2007-08 SEASON:** Averaged 17.4 points, 3.7 rebounds and 3.1 assists in 35.9 minutes per game...Hit game-winning shots against Toronto (11/4) and Charlotte (11/24)...Scored 33 points in overtime win against Toronto (11/4)...Grabbed a season-high 10 boards on 11/10 at New Jersey...Registered first double-double as a Celtic with 27 points and 10 rebounds at New Jersey (11/10)...Missed consecutive games due to a sore right ankle (12/14-12/16)...Led C's in scoring 17 times and in assists nine times...Scored a season-high 35 points on 12-of-20 shooting against the Blazers on 1/16/08...Dished out a season-high eight assists on 3/26/08 vs. PHX...Swiped three or more steals seven times...Shot 90.7% from the charity stripe which ranked fourth in the NBA...Made his 2,000th career three-pointer on 1/16/08 vs. Portland joining Reggie Miller as the only two players in NBA history to record 2,000 three-pointers...Missed game vs. CHA due to a pinched nerve in his neck (1/9)...Scored 20 or more points 25 times...Scored his 18,000th career point against the Memphis Grizzlies on 3/8/08...Was named to the All-Star game as a replacement for Caron Butler and scored a game-high 28 points off the bench in 18 minutes including 5-of-6 from three-point territory...Recorded three or more steals seven times...Led the team in steals in 13 games and in minutes 29 times...**PLAYOFFS:** Averaged 15.6 points, 3.8 rebounds and 2.7 assists in 38.0 minutes per game...Connected on an NBA Finals record 22 made three-pointers against the Lakers...Averaged 20.3 points per game to go along with 5.0 rebounds, 2.5 assists and 1.33 steals during the NBA Finals...Sealed Game 4 comeback against the Lakers with a driving lay-up with 16.4 seconds remaining in the contest...Scored 29 points in Game 5 of the Eastern Conference Finals against Detroit on 9-of-15 shooting including 5-of-6 from three-point land...Led the C's in scoring four times...Scored 20-plus points six times...Connected on a Celtics single post-season record 55 three-pointers.

**PROFESSIONAL CAREER: 2006-07:** Averaged a career-high 26.4 points per game (6th in NBA)...Shot 90.3 percent (279-309) from the foul line (4th in NBA)...Averaged 40.3 mpg (T-5th in NBA)...Scored 20-plus points 44 times...Scored 30-plus points 18 times...Led or co-led the team in scoring 40 times...Made his seventh All-Star appearance on 2/20, tallying 12 points and three assists...Exploded for a career-high 54 points on 17-of-32 shooting vs. Utah on 1/12, including 8-of-12 from three-point range and 12-of-12 from the line...Netted 44 points vs. Denver on 1/23...Missed 26 games due to injury (nine games with a talus bone contusion in his right foot from 12/5-12/20 and the final 17 games of the season with bone spurs in his left ankle)...Dished out his 3,000th NBA assist vs. Denver on 1/23...**2005-06:** Averaged 25.1 ppg, 4.3 rpg and 3.7 apg...Registered career-highs in several statistical categories including points per game (25.1, 10th in the NBA), points scored (1,955), field-goals made (681), field-goals attempted (1,500), three-pointers made (269, first in the NBA) and three-pointers attempted (653, first in the NBA)...Shot 90.3 percent (324-359) from the foul line to rank third in the league...Scored 20-plus points 58 times...Scored 30-plus points 24 times...Led or co-led the team in scoring 50 times...Hit seven three-pointers vs. Denver on 4/19, bringing his season total to 269 and breaking the NBA single-season record of 267 treys set by Dennis Scott in 1995-96...Hit consecutive game-winning shots (a three-pointer with 5.4 seconds left vs. San Antonio on 3/26 and a 19-foot jumper from the left wing with 0.3 seconds at Memphis on 3/28)...Had his only double-double of the season at the Los Angeles Lakers on 3/12 with 19 points and a season-high 10 rebounds...Made his sixth All-Star appearance on 2/19, tallying eight points...Erupted for a season-high 42 points on 14-of-28 shooting at Phoenix (2OT) on 1/22, including 8-of-16 from three-point range...Suspended for three games as a result of a fight with Orlando's Keyon Dooling (1/13 - 16) as Sonics went 0-3...Scored in double-figures in all but one game (ejected 1/11 vs. Orlando and scored one point)...Hit at least one three-pointer in all but four games during the season...Hit four three-pointers on 4/7 to move past former Sonics player Dale Ellis (1,719) for second place on the NBA's all-time three-pointers-made list...Scored the 15,000th point of his NBA career at the Los Angeles Lakers on 3/12...Tallied the 5,000th point of his Sonics career at New Orleans/Oklahoma City on 2/8...Hit his 5,000th career field goal at Indiana on 1/2...Made four three-pointers on 12/20 to move past Glen Rice (1,559) for third place on the NBA's all-time three-pointers-made list...**2004-05:** Averaged 23.9 ppg, 4.4 rpg, 3.7 apg, 1.1 spg and 39.3 mpg in 78 games (all starts)...All-NBA Second Team...Led the Sonics and ranked 10th in the league in scoring, averaging 23.9 points per game...Scored in double-figures in every game but one (scored six points at the L.A. Lakers on 3/20, leaving the game at the 2:12 mark in the first quarter with a right ankle sprain)...The 3/20 Lakers game ended his streak of 89 consecutive contests scoring in double-figures...Scored 30-plus points 19 times...Led or co-led the team in scoring 45 times...Led or co-led the team in assists 17 times...Registered one double-double (at Minnesota on 4/17 - 34 points, 10 rebounds)...Scored a season-high 40 points vs. New York on 3/25...Pulled down a season-high 10 rebounds at Minnesota on 4/17...Handed out a season-high nine assists vs. Indiana on 11/28...Shot 88.3 percent (378-428) from the foul line to tie for seventh in the NBA...Named Western Conference Player of



*continued on next page..*



## **Ray Allen** *continued from previous page.*

the Week twice (his third and fourth time as a Sonics player)...For the week ending 11/15, led Seattle to a 4-0 record averaging 28.3 points, 5.3 rebounds and 4.3 assists...For the week ending 3/27, averaged 28.7 points, 8.3 rebounds and 1.7 assists...Named to the NBA All-Star Team for the fifth time in his career and was the game's top scorer with 17 points...Participated in the 2005 Foot Locker Three-Point Shootout contest at 2005 NBA All-Star Weekend for the fourth time in his career...Had a viral infection and missed two games (vs. San Antonio on 1/31 and at Sacramento on 2/1)...Suffered a right ankle sprain and missed two games (vs. Milwaukee on 3/22 and at Houston on 4/20)...**PLAYOFFS:** Started all 11 playoff games and averaged 26.5 ppg, 4.3 rpg and 3.9 apg...Tied a Sonics single-game playoff record by scoring 45 points in the first-round Game 4 matchup vs. Sacramento on 5/1 (Fred Brown – 45 points on 4/15/76)...Averaged 32.4 points in the five-game Sacramento series...Shot 51.4 percent (55-107) from the field in the Sacramento series and 97.1 percent (33-34) from the line...In 11 playoff games, scored 30-plus points four times...**2003-04:** Averaged 23.0 ppg, 5.1 rpg, 4.8 apg, 1.27 spg and 38.4 mpg in 56 games (all starts)...Scored a season-high 42 points vs. Portland on 1/5...Handed out a season-high 11 assists at Minnesota on 3/31...Pulled down a season-high 11 rebounds vs. Philadelphia on 2/19...Scored 20-plus points 39 times...Scored 30-plus points eight times...Scored 40-plus points three times...Led or co-led the team in scoring 32 times...Led or co-led the team in assists 11 times...Had six double-doubles...Sat out the first 25 games of the season due to right ankle surgery (missed 26 games overall)...Had successful right ankle surgery on 11/1...Recorded his third career triple-double at the L.A. Lakers on 1/28 (18

points, 10 rebounds and 10 assists)...Named as a reserve on 2/3 to the Western Conference Team at the NBA All-Star Game in Los Angeles...**2002-03:** Averaged

24.5 ppg, 5.6 rpg, 5.9 apg and 1.6 spg in 29 games with Seattle and 22.5 ppg, 5.0 rpg, 4.4 apg and 1.4 spg in 76 total games (Milwaukee and Seattle)...Received the Joe Dumars Trophy for the 2002-03 NBA Sportsmanship Award...Named NBA Western Conference Player of the Week on 3/3 after leading the Sonics to a 4-0 record and averaging 28.3 points, 7.5 assists and 6.0 rebounds per game...Ranked second in the NBA in free-throw percentage at 91.6 percent (316-345)...Tied for 10th in the NBA in scoring (22.5 ppg)...Scored a season-high 40 points at the L.A. Clippers on 3/1...Tied a career-high with 13 rebounds at Chicago on 4/1 and at the L.A. Lakers on 2/23...Handed out a season-high 10 assists vs. the L.A. Lakers on 2/28...Recorded his second career triple-double vs. the L.A. Lakers on 2/28 (29 points, 10 rebounds and 10 assists)...Led or co-led the team in scoring in 19 games...Led or co-led the team in assists in 19 games...Scored 20-plus points in his first eight games with the Sonics (2/23-3/7)...Set a Milwaukee franchise record with 17 three-pointers attempted at Cleveland on 12/9...Became the 23rd player in NBA history to make 1,000 three-pointers in his career with his two three-point field-goals made vs. Utah on 1/3...In his debut in a Sonics uniform registered 26 points, a career-high-tying 13 rebounds and nine assists in a 106-101 loss at the

L.A. Lakers on 2/23, the highest point and rebound totals of a Sonics player in their first game playing for Seattle (Lenny Wilkens had 10 assists in his first game with the Sonics on 10/17/68)...**2001-02:** Averaged 21.8 ppg, 4.5 rpg and 3.9 apg in 69 games with Milwaukee...Named to his third-consecutive All-Star Team...Scored 15 points and had team-highs of five assists and three steals for the Eastern Conference at the 2002 All-Star Game...Played in 400 consecutive games, including a league-best 388 straight starts, before sitting out on 12/22 because of left knee tendinitis...Scored a career-high 47 points vs. Charlotte on 4/14, including 10-of-14 from behind the arc, a new team record for threes in a game...His 47 points were the most scored by a Bucks player since Kareem Abdul-Jabbar scored 50 on 1/19/75...Snatched a career-high 13 rebounds vs. Golden State on 2/22...Twice named NBA Eastern Conference Player of the Week (10/31-11/4 and 1/7-13)...Broke his own franchise





record with his 203rd trey of the season in Philadelphia on 4/7...Finished the season with a career-best 43.4 percent shooting from three-point range (229-528)...Finished among league leaders in scoring (12th in the NBA; 21.8 ppg), free-throw percentage (12th in the NBA; .873), three-point field goals made (first in the NBA; 229) and three-point percentage (10th in the NBA; .434)...**2000-01:** Started all 82 games for Milwaukee and registered 22.0 ppg, 5.2 rpg and 4.6 apg...Recorded career-highs in field-goal percentage (.480, 628-1,309), steals (1.5 spg) and rebounds (5.2 rpg)...Named NBA Player of the Week (4/9-15) after averaging 30.0 points, 4.0 rebounds and 5.0 assists per game...All-NBA Third Team...Won Three-Point Contest at All-Star Weekend...Scored 42 at Philadelphia on 2/26, and, in the process, set First Union Center records for most points by an opponent, most points in a half (32), most fourth-period points (21) and most fourth-period field goals (eight)...Recorded his first career triple-double with 20 points, 11 assists and 10 rebounds at Boston on 2/7...Scored in double-figures in every game but one (12/23 vs. Boston)...Set career-highs of 19 free-throws made and 20 free-throws attempted at Washington (11/25)...**PLAYOFFS:** Led Bucks in scoring, averaging 25.1 points in 18 games...Registered a career-best 6.0 assists per game...Shot a team-high 47.9 percent (57-119) on treys and 91.9 percent (79-86) from the line...Scored a then-play-off-career-high 41 points vs. Philadelphia on 6/1...**1999-00:** Started all 82 games, averaging team-highs of 22.1 ppg (14th in the NBA), 1.3 spg and 37.4 mpg...Led the team in three-point field goal percentage (.423, 172-407, 11th in the NBA) ... Finished fifth in the NBA in free-throw percentage (.887, 214-245)...Matched a career-high with 13 assists vs. Seattle on 1/20...Scored his 5,000th career point at New Jersey on 3/1...**PLAYOFFS:** In five games, averaged team-highs of 22.0 points (ninth in the NBA) and 1.6 steals (10th in the NBA) in 37.2 minutes...Shot a team-high 90.9 percent (eighth in the NBA) from the free-throw line (20-22)...**1998-99:** Started all 50 games of the season and averaged 17.1 ppg, 4.2 rpg and 3.6 apg... Shot 90.3 percent (176-195) from the free-throw line (fourth in the NBA)...**PLAYOFFS:** Averaged a team-high 22.3 ppg while shooting 53.2 percent (25-47) from the field and 47.4 percent (9-19) from three-point range...**1997-98:** Averaged 19.5 ppg (17th in the NBA), 4.9 rpg and 4.3 apg...Shot 87.5 percent (342-391) from the line (third in the NBA)...Scored 40 points vs. Minnesota on 4/18...Dished out a career-high 13 assists vs. the Los Angeles Lakers on 2/24...Played a career-high 54 minutes at New Jersey on 12/27...**1996-97:** Played in 82 games (81 starts) for Milwaukee as a rookie, averaging 13.4 ppg, 4.0 rpg and 2.6 apg...Scored eight points in the Schick Rookie Game during NBA All-Star Weekend at Cleveland...Also appeared in the Nestlé Crunch Slam Dunk competition on All-Star Saturday – the Bucks' first participant since Paul Pressey in 1986.



**COLLEGE CAREER: 1995-96:** (Junior Season) Consensus All-America First Team selection by the Associated Press, John Wooden-Los Angeles Athletic Club, UPI, *The Sporting News*, U.S. Basketball Writers Association (USBWA) and the National Association of Basketball Coaches (NABC)...Named UPI's College Player of the Year...Became the first UConn player ever to earn All-America recognition in back-to-back seasons...1996 Big East Player of the Year and a unanimous All-Big East First Team pick...Helped lead the Huskies to a school-record 32-3 mark, including a third-straight appearance in the Sweet 16 of the NCAA Tournament...Also in that season, helped UConn win both the Big East regular-season title (17-1 record) and the Big East Tournament...Finished No. 3 on the Huskies' career-scoring list with 1,922 points behind Chris Smith (2,415) and Tony Hanson (1,990)...Set UConn's single-season record by connecting on 115 three-pointers in 1995-96...Led the Huskies in scoring for the second-straight season with 818 points, which ranked second all-time on the school's single-season scoring list (Donyell Marshall, 855, 1993-94)...Tied the Big East single-game record (and set UConn's single-game mark) with nine three-pointers in 14 attempts vs. Rutgers, culminating in a career-high 39 points...**1994-95:** (Sophomore season): Became the second UConn player (along with Donyell Marshall) to earn a spot on the All-Big East First Team, leading his squad and ranking third in the Big East in scoring (21.1 ppg)...Was the top sophomore scorer in UConn history with 675 points in 32 games...Named to the Big East All-Tournament Team...**1993-94:** (Freshman season): Selected unanimously to the Big East All-Rookie Team after averaging 12.6 ppg (despite coming off the bench every game) and 4.6 rpg...Named the Big East Rookie of the Week five times during the season.

**HOW ACQUIRED:** From Seattle along with the draft rights to Glen Davis in exchange for Wally Szczerbiak, Delonte West and the draft rights to Jeff Green on June 28, 2007.

**PERSONAL:** Full name is Walter Ray Allen...Has a daughter, Tierra, and sons, Walter Ray Allen III and Walker...Served as NBA Spokesperson for the Jr. NBA/Jr. WNBA program...Named *The Sporting News* "Good Guy" in 2000, 2001 and 2005...Named honorary captain of the 25-member UConn All-Century Basketball Team in 2001...Selected as NBA Spokesman for the Thurgood Marshall Scholarship Fund...Started "Ray of Hope" Foundation to assist charities in several communities...Starred in Spike Lee's film *He Got Game* and appeared in the movie *Harvard Man*...Won a gold medal with his U.S. teammates in the 2000 Summer Olympics...Seven Time All-Star (2000, 2001, 2002, 2004, 2005, 2006, 2007).





**POSITION** Guard

**HEIGHT** 6-4

**WEIGHT** 213

**BIRTHDATE** 01/11/82

**BIRTHPLACE** Chicago, IL

**HIGH SCHOOL** Crane HS (Chicago, IL)

**COLLEGE** Oklahoma State

**YEARS** Starting 5th

**DRAFTED** Boston Celtics,  
First Round, 25th Pick,  
2004 NBA Draft

# TONY ALLEN

## CAREER STATISTICS

### NBA REGULAR SEASON RECORD

YEAR TEAM	G-GS	MIN	FGM-FGA	PCT	FG3-FG3A	PCT	FT-FTA	PCT	OFF-DEF-TOT	AST	PF-DQ	STL	TO	BS	PTS	AVG
04-05 Boston	77-34	1262	184-387	.475	12-31	.387	112-152	.737	85-136-221	64	156-2	76	77	24	492	6.4
05-06 Boston	51-9	978	129-274	.471	11-34	.324	100-134	.746	32-79-111	67	126-0	51	67	18	369	7.2
06-07 Boston	33-18	805	133-259	.514	8-33	.242	105-134	.784	35-89-124	56	87-0	49	75	12	379	11.5
07-08 Boston	75-11	1373	169-388	.436	18-57	.316	138-181	.762	34-134-168	114	168-1	62	109	21	494	6.6
<b>TOTALS</b>	<b>236-72</b>	<b>4418</b>	<b>615-1308</b>	<b>.470</b>	<b>49-155</b>	<b>.316</b>	<b>455-601</b>	<b>.757</b>	<b>186-458-624</b>	<b>301</b>	<b>537-3</b>	<b>238</b>	<b>328</b>	<b>75</b>	<b>1734</b>	<b>7.3</b>

### NBA PLAYOFF RECORD

YEAR TEAM	G-GS	MIN	FGM-FGA	PCT	FG3-FG3A	PCT	FT-FTA	PCT	OFF-DEF-TOT	AST	PF-DQ	STL	TO	BS	PTS	AVG
04-05 Boston	7-3	90	8-18	.444	0-0	---	3-7	.429	4-8-12	2	17-1	3	5	2	19	2.7
07-08 Boston	15-0	65	9-16	.563	0-1	.000	2-5	.400	1-2-3	3	5-0	2	1	0	20	1.3
<b>TOTALS</b>	<b>22-3</b>	<b>155</b>	<b>17-34</b>	<b>.500</b>	<b>0-0</b>	<b>.000</b>	<b>5-12</b>	<b>.417</b>	<b>5-10-15</b>	<b>5</b>	<b>22-1</b>	<b>5</b>	<b>6</b>	<b>2</b>	<b>39</b>	<b>1.8</b>

## CAREER HIGHS

### CAREER REGULAR SEASON SINGLE-GAME HIGHS

Minutes	49, 12/15/06, Boston vs. Denver
Field Goals	11, 12/15/06, Boston vs. Denver
Field Goal Attempts	17, 12/29/06, Boston at Golden State (Three Times)
Three-Point Field Goals	2, 02/20/08, Boston at Golden State (Eight Times)
Three-Point Attempts	4, 12/16/07, Boston vs. Toronto (Twice)
Free Throws	11, 12/27/06, Boston at LA Clippers
Free Throws Attempts	13, 12/27/06, Boston at LA Clippers (Twice)
Offensive Rebounds	6, 12/08/06, Boston vs. Phoenix
Defensive Rebounds	8, 01/07/07, Boston at Orlando
Rebounds	9, 01/07/07, Boston at Orlando (Twice)
Assists	7, 04/04/06, Boston at Toronto
Steals	7, 01/07/07, Boston at Orlando
Turnovers	6, 01/07/07, Boston at Orlando (Twice)
Blocks	4, 03/20/06, Boston vs. LA Lakers
Points	30, 12/15/06, Boston vs. Denver

### CAREER POSTSEASON SINGLE-GAME HIGHS

Minutes	23, 04/23/05, Boston vs. Indiana
Field Goals	4, 04/30/05, Boston at Indiana
Field Goal Attempts	9, 04/30/05, Boston at Indiana
Three-Point Field Goals	None
Three-Point Attempts	1, 04/30/08, Boston vs. Atlanta
Free Throws	2, 04/25/05, Boston vs. Indiana
Free Throw Attempts	2, 05/22/08, Boston vs. Detroit (Five Times)
Offensive Rebounds	2, 04/30/05, Boston at Indiana
Defensive Rebounds	4, 04/28/05, Boston at Indiana
Rebounds	4, 04/30/05, Boston at Indiana (Twice)
Assists	2, 04/23/05, Boston vs. Indiana
Steals	1, 06/15/08, Boston at LA Lakers (Five Times)
Turnovers	2, 04/28/05, Boston at Indiana
Blocked Shots	2, 04/30/05, Boston at Indiana
Points	9, 04/30/05, Boston at Indiana




**2007-08 SEASON:** Averaged 6.6 points, 2.2 rebounds and 1.5 assists in 18.3 minutes per game...Scored 20 points and swiped three steals against Memphis (1/4)...Started 10 games and averaged 9.6 points, 2.9 rebounds and 1.45 steals in 29.3 minutes in those games...Also shot 41.3% from the field in his 11 starts...Recorded three or more steals five times...Scored in double-figures 19 times...Scored 20 points and dished out a season-high six assists at Miami (1/30)...Grabbed a season-high seven boards vs. Seattle on 3/12...Made a season-high eight free throws against New Jersey in the last game of the season on 4/16...Led the team in steals 14 times...**PLAYOFFS:** Averaged 1.3 points in 4.3 minutes per game...Appeared in 15 games...Missed two games due to a strained Achilles...Scored six points and swiped one steal in Game 5 of the NBA Finals against the Lakers...Scored four points in Game 7 of the First Round against the Hawks...Scored five points and grabbed two boards in Game 1 of the First Round against the Hawks...Received nine DNP-CD's.

**PROFESSIONAL CAREER: 2006-07:** Averaged 11.5 points, 3.8 rebounds, 1.7 assists and 1.48 steals in 24.4 minutes per game...Set or tied 12 career-highs...Missed final 48 games of season due to torn anterior cruciate ligament in left knee...Surgery performed on 1/13/07 ended season...Scored 19 points and swiped five steals vs. IND (1/10)...Scored 21 points, tied a career-high of nine boards and swiped a career-high of seven steals at ORL (1/7)...Scored 20 points and dished out a season-high six assists at MEM (1/5)...Scored 22 points, grabbed five boards and swiped two steals vs. CLE (1/3)...Scored 22 points and grabbed eight boards at POR (1/1)...Rejected a season-high three shots while scoring 18 points and grabbing six boards at DEN (12/26)...Scored a career-high 30 points, grabbed eight boards and swiped three steals in a career-high 48 minutes vs. DEN (12/15)...Scored 18 points, grabbed seven boards and tied a career-high with five steals vs. PHO (12/8). **2005-06:** Averaged 7.2 points, 2.2 boards and 1.0 steal in 19.2 minutes per game...Scored 10+ points 16 times...Played 20+ minutes 24 times...Scored a career-high 23 points, shooting 10-for-12 from the field, vs. Cleveland (04/17)...Swiped a career-high 5 steals at Indiana (04/12)...Scored 16 points at Philadelphia (04/07)...Scored 14 points at New York (03/29)...Scored 18 points, to go with a career-high 4 blocks vs. L.A. Lakers (03/20)...Scored 14 points at Indiana (03/19)...Scored 12 points and grabbed 6 boards vs. Dallas (01/09)...Saw his first action of the season vs. Atlanta (01/06) scoring 9 points and grabbing 7 boards...Was listed as Inactive from 12/21-01/04 due to right knee rehabilitation...Was activated and recorded a DNP-CD vs. Golden State (12/19)...Was listed as Inactive due to right knee rehabilitation for the first 23 games of the season. **2004-05:** Averaged 6.4 points, 2.9 boards and 1.0 steal in 16.4 minutes per game...Scored 10+ points 20 times...Celtics went 21-13 with Allen as a starter...Played 20+ minutes 23 times...Scored 16 points vs. Toronto (03/16)...Scored 17 points vs. Phoenix (01/28)...Scored a career-high 20 points in his first career start at Atlanta (01/22)...Scored 16 points vs. Orlando (01/10)...Scored 18 points at Detroit (01/02)...Scored 12 points at Seattle (12/11)...Scored 14 points at Miami (11/28)...Scored 16 points at Philadelphia (11/24)...Scored first career points vs. Philadelphia (11/3). **PLAYOFFS:** Appeared in all seven playoff games for the Celtics, including three starts, averaging 2.7 points in 12.9 minutes per game...Scored a playoff career-high 9 points in Game 4 vs. Indiana.

**COLLEGE CAREER: 2003-04:** Appeared in 35 games, starting 34, for Oklahoma State, averaging 16.0 points, 5.5 rebounds and 2.1 steals per game...Named Big 12 Player of the Year by the league's coaches and earned Honorable Mention All-America by the Associated Press as a senior...Became first player in school history to surpass the 1,000 career point mark in only two seasons...Led the team in scoring, with nine games of 20+ points...Scored 23 points and grabbed 7 boards in Sweet Sixteen win over Pittsburgh in the NCAA Tournament. **2002-03:** Averaged 14.4 points and 5.4 boards per game in 38 games...Was a consensus selection as Big 12 Newcomer of the Year...Posted 20+ points six times...Scored a career-high 29 points to go along with 9 boards against Texas A&M. **2001-02:** Appeared in 38 games for Wabash Valley (IL), averaging 14.5 points and 5.3 rebounds per game...Helped lead Wabash to 32-6 overall record and a fourth place finish at the NJCAA championships, where he averaged 22.8 points and 10.5 rebounds per game...Named Second Team All-Region XXIV. **2000-01:** Appeared in 32 games, starting 31, for Butler County (KS) CC, averaging 16.5 points, 6.1 rebounds and 2.8 steals per game...Named Second Team All-Jayhawk West Conference and was Jayhawk West Freshman of the Year.

**PERSONAL:** Tony is the son of Ella Allen...He has two sisters, Ebony and Dominique, and a brother, Ryan... He enjoys listening to music in his spare time... Majored in Education at Oklahoma State...Was an active supporter of the Celtics Hurricane Katrina Relief Efforts... Participated in Children's Hospital Miles for Miracles Walk in 2005 & 2006...Was a spokesperson for the 2006 Boston Celtics/Massachusetts Eastern Seals Shootout... Supported the Celtics Stay in School initiative... Attended the Celtics Heroes Among Us End-of-Year Reception...Was a volunteer at the Worcester City Hoops Basketball Camp for two weeks...Favorite song is "In Da Club" by 50 Cent... Favorite movie is *The Godfather*... If not a professional basketball player he would be a teacher... Favorite sport to watch is football...Favorite magazine is *Slam Magazine*... Wears a size 13 sneaker.







**POSITION** Guard

**HEIGHT** 6-3

**WEIGHT** 185

**BIRTHDATE** 11/18/69

**BIRTHPLACE** Baltimore, MD

**HIGH SCHOOL** Dunbar HS (Baltimore)

**COLLEGE** Florida State

**YEARS** 15

**DRAFTED** First Round, 24th Overall, 1993 NBA Draft, Houston Rockets

# SAM CASSELL



## CAREER STATISTICS

### NBA REGULAR SEASON RECORD

YEAR TEAM	G-GS	MIN	FGM-FGA	PCT	FG3-FG3A	PCT	FT-FTA	PCT	OFF-DEF-TOT	AST	PF-DQ	STL	TO	BS	PTS	AVG
93-94 Houston	66-6	1122	162-388	.418	26-88	.295	90-107	.841	25-109-134	192	136-1	59	94	7	440	6.7
94-95 Houston	82-1	1882	253-598	.427	63-191	.330	214-254	.845	38-173-211	405	209-3	94	167	14	783	9.5
95-96 Houston	61-0	1682	289-658	.439	73-210	.348	235-285	.825	51-137-188	278	166-2	53	157	4	886	14.5
96-97 PHX-DAL-NJ	61-44	1714	337-783	.430	81-231	.351	212-251	.845	47-135-182	305	200-9	77	168	19	967	15.9
97-98 New Jersey	75-72	2606	510-1156	.441	15-80	.188	436-507	.860	73-155-228	603	262-5	121	269	20	1471	19.6
98-99 NJ-Milwaukee	8-3	199	39-93	.419	2-10	.200	47-50	.940	5-10-15	36	22-1	20	20	0	127	15.9
99-00 Milwaukee	81-81	2899	545-1170	.466	26-90	.289	390-445	.876	69-232-301	729	255-5	102	267	8	1506	18.6
00-01 Milwaukee	76-75	2709	537-1132	.474	30-98	.306	277-323	.858	46-244-290	580	215-5	88	220	8	1381	18.2
01-02 Milwaukee	74-73	2605	554-1197	.463	71-204	.348	282-328	.860	54-258-312	493	208-3	90	177	12	1461	19.7
02-03 Milwaukee	78-77	2700	546-1162	.470	59-163	.362	385-447	.861	57-285-342	450	216-1	88	177	14	1536	19.7
03-04 Minnesota	81-81	2838	620-1270	.488	74-186	.398	289-331	.873	44-227-271	592	247-2	102	220	18	1603	19.8
04-05 Minnesota	59-38	1522	319-687	.464	27-103	.262	135-155	.865	25-132-157	301	160-2	36	109	14	799	13.5
05-06 LA Clippers	78-75	2653	498-1112	.443	70-190	.368	289-335	.863	40-247-287	491	225-1	74	175	11	1345	17.2
06-07 LA Clippers	58-30	1407	261-625	.418	32-109	.294	160-182	.879	27-140-167	270	126-0	28	101	8	714	12.3
07-08 LAC/Boston	55-34	1273	233-532	.438	23-76	.303	127-144	.882	17-119-136	214	98-0	37	97	6	616	11.2
<b>TOTALS</b>	<b>993-690</b>	<b>29812</b>	<b>5698-12558</b>	<b>.454</b>	<b>672-2029</b>	<b>.331</b>	<b>3567-4144</b>	<b>.861</b>	<b>618-2608-3221</b>	<b>5939</b>	<b>2744-40</b>	<b>1058</b>	<b>2418</b>	<b>163</b>	<b>15635</b>	<b>15.7</b>

### NBA PLAYOFF RECORD

YEAR TEAM	G-GS	MIN	FGM-FGA	PCT	FG3-FG3A	PCT	FT-FTA	PCT	OFF-DEF-TOT	AST	PF-DQ	STL	TO	BS	PTS	AVG
93-94 Houston	22-0	478	63-160	.394	17-45	.378	64-74	.865	19-40-59	93	62-1	21	47	5	207	9.4
94-95 Houston	22-0	485	74-169	.438	24-60	.400	71-85	.835	8-34-42	89	66-1	21	33	2	243	11.0
95-96 Houston	8-0	206	26-81	.321	8-29	.276	23-29	.793	1-16-17	34	20-0	6	18	1	83	10.4
97-98 New Jersey	3-1	26	3-9	.333	0-0	---	0-0	---	1-2-3	5	7-0	0	2	1	6	2.0
98-99 NJ-Milwaukee	3-3	102	16-32	.500	0-1	.000	14-16	.875	0-6-6	26	14-1	3	7	0	46	15.3
99-00 Milwaukee	5-5	178	30-72	.417	1-5	.200	18-21	.857	0-17-17	45	19-1	4	9	0	79	15.8
00-01 Milwaukee	18-18	682	110-278	.396	10-30	.333	84-97	.866	12-71-83	120	76-2	19	52	3	314	17.4
02-03 Milwaukee	6-6	217	39-83	.470	11-21	.524	14-15	.933	3-16-19	16	20-0	3	17	1	103	17.2
03-04 Minnesota	16-15	497	94-202	.465	25-60	.417	52-61	.852	3-37-40	70	53-2	12	43	3	265	16.6
05-06 LA Clippers	12-12	404	73-167	.437	15-43	.349	55-68	.809	9-39-48	69	35-0	8	28	2	216	18.0
<b>TOTALS</b>	<b>115-60</b>	<b>3275</b>	<b>528-1253</b>	<b>.421</b>	<b>111-294</b>	<b>.378</b>	<b>395-466</b>	<b>.848</b>	<b>56-278-334</b>	<b>567</b>	<b>372-8</b>	<b>97</b>	<b>256</b>	<b>18</b>	<b>1562</b>	<b>13.6</b>




**2007-08 SEASON:** Averaged 11.2 points and 3.9 assists in 55 games between the Celtics and the Clippers...Shot 88.2% from the free throw line which was good enough for 9th in the NBA...Made his Celtic debut against the 76ers on 3/10/08 playing five minutes recording one assist, one rebound and four fouls...Scored 15 points in the fourth quarter and 20 points for the game to help lead the C's to 99-89 victory over Atlanta on 4/12...Scored 22 points in the next game on 4/14 against the Knicks...Averaged 7.6 points and 2.1 assists in 17.6 minutes in his 17 games with the Celtics...Started the final game of the season and scored nine points and dished out four assists in 19 minutes of action...

**(L.A. CLIPPERS):** Played in 38 games and has made 33 starts...Scored season-high 35 points to go along with eight steals at IND (11/7/07)...Scored 20 or more points seven times and 30 or more points twice...Has missed a total of 15 games due to injury...Missed Nov. 30-Dec. 21 due to a strained left calf and missed Feb 22-Feb. 27 due to a sprained right wrist...Dished out a season-high nine assists at GS (11/16/07)...

Dished out six or more assists 13 times...  
**PLAYOFFS:** Averaged 4.5 points and 1.2 assists in 12.6 minutes per game... Appeared in 21 of possible 26 playoff games...Scored nine points on 4-of-8 shooting in Game 5 of the Finals against Los Angeles... Scored eight points in Game 1 of the Finals... Scored 13 points and grabbed two rebounds in Game 1 against the Cavaliers in the Semifinals... Scored 13 points in Game 5 against the Hawks in the First Round.

**PROFESSIONAL CAREER:  
2006-07 (L.A. CLIPPERS):**

Averaged 12.5 points, 4.7 assists, 2.9 rebounds in 24.3 minutes per game...Appeared in 58 games (30 starts)...Ranked 10th in the NBA in free-throw percentage (.879) and 19th in assist-turnover ratio (2.67)...Reached double figures in scoring 28 times, had three double-doubles...Scored 30+ points three times, scored 20+ points seven times...Led the Clippers in points five times and assists 27 times...Missed a total of 21 games due to various ailments...Missed nine games due to left foot plantar fasciitis, one game due to a left ankle sprain, three games due to a strained right groin, two games due to a lower



*continued on next page...*

**CAREER HIGHS**

**CAREER REGULAR SEASON SINGLE-GAME HIGHS**

Minutes	55, 01/26/02, Milwaukee vs. New York
Field Goals	18, 03/03/01, Milwaukee vs. Chicago
Field Goals Attempted	29, 04/08/04, Milwaukee at Sacramento
Three-Point Field Goals	5, 01/28/07, L.A. Clippers at Seattle (Four Times)
Three-Point Field Goals Attempted	10, 03/16/97, New Jersey at New York (Twice)
Free Throws	19, 04/08/98, New Jersey at Boston (Twice)
Free Throws Attempted	20, 04/08/98, New Jersey at Boston
Offensive Rebounds	6, 04/05/03, Milwaukee at Chicago
Defensive Rebounds	11, 01/22/08, Milwaukee at Boston
Rebounds	11, 12/01/04, Minnesota at Golden State (Twice)
Assists	19, 12/29/99, Milwaukee at Charlotte
Steals	6, 12/14/01, Milwaukee at Philadelphia (Three Times)
Turnovers	9, 01/07/01, Milwaukee at Vancouver (Twice)
Blocks	3, 04/02/97, New Jersey at Minnesota
Points	40, 03/03/01, Milwaukee vs. Chicago

**CAREER POSTSEASON SINGLE-GAME HIGHS**

Minutes	50, 05/16/2006 L.A. Clippers at Phoenix
Field Goals	16, 04/18/2004 Minnesota vs. Denver
Field Goal Attempts	25, 05/04/2004 Minnesota vs. Sacramento
Three-Point Field Goals	7, 05/04/2004 Minnesota vs. Sacramento
Three-Point Attempts	13, 05/16/2006 L.A. Clippers at Phoenix
Free Throws	13, 05/17/2001 Milwaukee at Charlotte
Free Throw Attempts	15, 05/17/2001 Milwaukee at Charlotte
Offensive Rebounds	3, 05/14/2006 L.A. Clippers vs. Phoenix (Four Times)
Defensive Rebounds	14, 04/28/2001 Milwaukee at Orlando
Total Rebounds	16, 04/28/2001 Milwaukee at Orlando
Assists	13, 05/20/2001 Milwaukee vs. Charlotte (Twice)
Steals	3, 05/12/2004 Minnesota at Sacramento (Eight Times)
Turnovers	7, 04/28/2001 Milwaukee at Orlando
Blocks	2, 05/28/1995 Houston vs. San Antonio
Points	40, 05/04/2004 Minnesota vs. Sacramento (Twice)



**Sam Cassell** *continued from previous page.*

abdominal strain and six games due to back spasms...Scored season-high 35 points to go with six rebounds and six assists vs. Denver (11/2/06)...Tallied 21 points and nine assists vs. Dallas (11/8/06)...**2005-06 (L.A. CLIPPERS):** Averaged 17.2 points, 6.3 assists and 3.7 rebounds in 34.0 minutes per game...Appeared in 78 games (75 starts)...Finished the regular season tied for 15th in the NBA in assists per game (6.3), 12th in FT% (.863) and 37th in points per game (17.2)...Scored in double figures in 66 games while scoring 20 or more points in 31 games and scored 30 or more points twice...Had 10 or more assists in 14 games and recorded 12 points/assists double-doubles...Led the team in scoring in 15 games, assists 50 games and steals in 24 games...Missed one game due to injury with a hyper extended right knee (4/5)...Scored a season-high 35 points and had 11 assists at Seattle (11/2)...Scored 26 points, dished out 10 assists and swiped three steals at Cleveland (11/30)...Netted 20 points and ripped down a season-high 10 boards at San Antonio (12/13)...Scored 27 points and had five assists vs. Phoenix (1/18)...Scored 27 points and had a season-high 13 assists at Toronto (2/5)...Scored 18 points, had 11 assists and recorded a season-high four steals vs. Charlotte (2/27)...**PLAYOFFS:** In 12 playoff games, averaged 18.0 points, 5.8 assists, 4.0 rebounds and 33.7 minutes per game...Scored 28 points to go with 11 rebounds and nine assists vs. Phoenix (5/14)...Tallied 32 points and five assists at Phoenix (5/16)...**2004-05 (MINNESOTA):** Averaged 13.5 points, 5.1 assists, 2.7 rebounds and 25.8 minutes in 59 games played (38 starts)...Missed a total of 23 games with a strained right hamstring...Averaged 16.1 points in Timberwolves' victories and 10.5 points in losses, the largest disparity in the league...**2003-04 (MINNESOTA):** Averaged 19.8 points, 7.3 rebounds and 3.3 rebounds in 81 games played...Posted career-highs in points per game (19.8 ppg), field goal percentage (.398)...Named an NBA All-Star for the first time in his career...Named to the All-NBA Second Team and the All-Interview Second Team...Finished the season ranked fifth in the NBA in assists...Scored 30+ points on seven occasions...Had 18 point/assist double-doubles...Dished out 10+ assists on 20 occasions...Named Western Conference Player of the Week for the week of 12/22/04...Scored his 12,000th career points at Houston (3/29)...Scored a season-high 36 points vs. Memphis (4/4)...Notched his third career triple-double with 14 points, 10 boards and 11 assists vs. San Antonio (3/23)...**PLAYOFFS:** Averaged 16.6 points and 4.4 assists in 16 playoff games, helping Minnesota reach the Western Conference Finals...Recorded franchise playoff-record 40 point games vs. Denver (4/18) and vs. Sacramento (5/4)...**2002-03 (MINNESOTA):** Averaged 19.7 points, 5.8 assists and 4.4 rebounds in 78 games...Connected on 546-1162 FG (.470), 59-163 3FG (.362), 385-447 FT (.861)...Tallied his first career triple-double with a season-high 39 points, 10 rebounds and 10 assists at Cleveland (12/9)...Notched his second triple-double with 14 points, a season-high 16 assists and a career-high 11 rebounds at Boston (1/22)...**PLAYOFFS:** Tallied 17.2 points and 2.7 assists in six playoff games...**2001-02 (MILWAUKEE):** Averaged 19.7 points, 6.7 assists and 4.2 rebounds in 74 games...Connected on 554-1197 FG (.463), 71-204 3FG (.348) and 282-328 FT (.860)...Ranked 12th in the NBA in assists and 14th in free throw percentage...Poured in a season-high 33 points at San Antonio (12/23)...**2000-01 (MILWAUKEE):** Averaged 18.2 points, 7.6 assists and 3.8 rebounds in 76 games (75 starts)...Tied for eighth in the NBA in assists per game...Ranked third in the NBA among guards in field goal percentage (.474)...Tied a career-high with six steals at Detroit (1/27)...Scored a career-high 40 points (18-24 FG), including a tying three-pointer at the buzzer in the first OT, forcing a second OT...**PLAYOFFS:** Averaged 17.4 points, 6.7 assists and 4.6 rebounds in 18 playoff games...**1999-00 (MILWAUKEE):** Averaged 18.6 points, 9.0 assists and 3.7 rebounds in 81 games (all starts)...Finished second in the NBA in assists per game...Named NBA Player of the Week for the week of 11/7/99...Recorded 27 points/assist double-doubles...Dished a career-high 19 assists at Charlotte (12/29)...**PLAYOFFS:** Tallied 15.8 points and 9.0 assists in five playoff games...**1998-99 (NEW JERSEY-MILWAUKEE):** Started the season with New Jersey, averaging 18.9 points, 4.8 assists and 1.5 rebounds in four





games played...Acquired by Milwaukee as part of a three-team deal on 3/11/99...Averaged 13.8 points, 4.3 assists and 2.3 rebounds with Milwaukee...**PLAYOFFS:** Tallied 15.3 points and 8.7 assists in three playoff games for the Bucks...**1997-98 (NEW JERSEY):** Averaged 19.6 points, 8.0 assists and 3.0 rebounds in 75 games played...connected on 510-1156 FG (.441) and 436-507 FT (.860)...Named NBA Player of the Week for the week of 4-6-98...Scored a then career-high 35 points vs. Charlotte on 4/6...**PLAYOFFS:** Averaged 2.0 points and 1.7 assists in three playoff games...**1996-97 (NEW JERSEY-DALLAS-PHOENIX):** Averaged 15.9 points, 5.0 assists and 3.0 rebounds in 61 games played on the year...Traded by the Rockets to Phoenix on 8/19/96...Traded from Phoenix to Dallas on 12/26/96 and traded from Dallas to New Jersey on 2/17/97...Averaged 19.3 points and 6.5 assists in 23 games with the Nets...**1995-96 (HOUSTON):** Averaged 14.5 points, 4.6 assists and 3.1 rebounds in 61 games played...Led the team in free throw percentage (.825)...**PLAYOFFS:** Tallied 10.4 points and 4.3 assists per game in eight playoff games...**1994-95 (HOUSTON):** Averaged 9.5 points, 4.9 assists and 2.6 rebounds in 82 games played...**PLAYOFFS:** Helped lead the Rockets to their second of back-to-back NBA Championships...In 22 total playoff games, averaged 11.0 points and 4.0 assists...**1993-94 (HOUSTON):** Averaged 6.7 points, 2.9 assists and 2.0 rebounds in 66 games played during his rookie campaign...**PLAYOFFS:** Averaged 9.4 points and 4.2 assists in 22 playoff games, helping the Rockets to an NBA championship.

**COLLEGE CAREER: FLORIDA STATE: 1992-93 (SENIOR):** Averaged 18.3 points, 4.9 assists and 4.3 rebounds in 35 games...**1991-92 (JUNIOR):** Averaged 18.4 points, 3.8 assists and 4.5 rebounds in 31 games...San Jacinto College **1990-91 (SOPHOMORE):** Averaged 23.5 points, 7.6 assists and 5.1 rebounds in 31 games...**1989-90 (FRESHMAN):** Averaged 21.3 points, 5.3 assists and 5.5 rebounds in 38 games.

**HOW ACQUIRED:** Signed as a free agent on March 4, 2008.

**PERSONAL:** Full name is Samuel James Cassell...Attended Dunbar High School in Baltimore averaging 22.0 points and 9.0 assists per game as a senior...Inducted into the Florida State Athletic Hall of Fame in the summer of 2004...Co-owner of "We R One" clothier, along with Nick Van Exel and Steve Francis...Heads the Sam Cassell Foundation which supports improving the quality of life for people residing in urban communities...Is also involved with the Boys and Girls Club and the YMCA...This past holiday season Cassell spent time toy shopping with children from Camp Ronald McDonald for Good Times and Centinela Freeman Regional Medical Center and worked with the Salvation Army South Los Angeles Community Center to adopt families and provide them with a holiday dinner and gift distribution...During the season, brought hundreds of kids to Clippers games as part of his PlayerZone, "We R One".







**POSITION** Forward

**HEIGHT** 6-9

**WEIGHT** 289

**BIRTHDATE** 01/01/86

**BIRTHPLACE** Baton Rouge, LA

**HIGH SCHOOL** University HS  
(Baton Rouge, LA)

**COLLEGE** Louisiana State

**YEARS** Starting 2nd

**DRAFTED** Seattle SuperSonics  
Second Round, 35th Pick,  
2007 NBA Draft

# GLEN DAVIS



## CAREER STATISTICS

### NBA REGULAR SEASON RECORD

YEAR TEAM	G-GS	MIN	FGM-FGA	PCT	FG3-FG3A	PCT	FT-FTA	PCT	OFF-DEF-TOT	AST	PF-DQ	STL	TO	BS	PTS	AVG
07-08 Boston	69-1	940	107-221	.484	0-0	---	99-150	.660	95-113-208	28	160-3	31	65	20	313	4.5
<b>TOTALS</b>	<b>69-1</b>	<b>940</b>	<b>107-221</b>	<b>.484</b>	<b>0-0</b>	<b>---</b>	<b>99-150</b>	<b>.660</b>	<b>95-113-208</b>	<b>28</b>	<b>160-3</b>	<b>31</b>	<b>65</b>	<b>20</b>	<b>313</b>	<b>4.5</b>

### NBA PLAYOFF RECORD

YEAR TEAM	G-GS	MIN	FGM-FGA	PCT	FG3-FG3A	PCT	FT-FTA	PCT	OFF-DEF-TOT	AST	PF-DQ	STL	TO	BS	PTS	AVG
07-08 Boston	17-0	137	14-34	.412	0-1	.000	11-18	.611	12-13-25	7	27-1	5	10	4	39	2.3
<b>TOTALS</b>	<b>17-0</b>	<b>137</b>	<b>14-34</b>	<b>.412</b>	<b>0-1</b>	<b>.000</b>	<b>11-18</b>	<b>.611</b>	<b>12-13-25</b>	<b>7</b>	<b>27-1</b>	<b>5</b>	<b>10</b>	<b>4</b>	<b>39</b>	<b>2.3</b>

## CAREER HIGHS

### CAREER REGULAR SEASON SINGLE-GAME HIGHS

Minutes	33, 02/10/08, Boston vs. San Antonio
Field Goals	8, 01/05/08, Boston at Detroit
Field Goal Attempts	10, 01/05/08, Boston at Detroit
Three-Point Field Goals	None
Three-Point Attempts	None
Free Throws	10, 12/12/07, Boston vs. Sacramento
Free Throws Attempts	11, 04/14/08, Boston at New York
Offensive Rebounds	6, 11/10/07, Boston at New Jersey
Defensive Rebounds	9, 12/08/07, Boston at Chicago
Rebounds	12, 12/08/07, Boston at Chicago
Assists	2, 03/26/08, Boston vs. Phoenix
Steals	3, 02/10/08, Boston vs. San Antonio
Turnovers	7, 04/08/08, Boston vs. Milwaukee
Blocks	3, 12/21/07, Boston vs. Chicago
Points	20, 01/05/08, Boston at Detroit

### CAREER POSTSEASON SINGLE-GAME HIGHS

Minutes	17, 05/16/08, Boston at Cleveland
Field Goals	3, 05/14/08, Boston vs. Cleveland (Twice)
Field Goal Attempts	8, 05/16/08, Boston at Cleveland
Three-Point Field Goals	None
Three-Point Attempts	1, 05/04/08, Boston vs. Atlanta
Free Throws	2, 05/24/08, Boston at Detroit (Four Times)
Free Throw Attempts	4, 04/23/08, Boston vs. Atlanta
Offensive Rebounds	2, 06/17/08, Boston vs. LA Lakers (Four Times)
Defensive Rebounds	3, 04/26/08, Boston at Atlanta
Rebounds	5, 04/26/08, Boston at Atlanta
Assists	3, 05/04/08, Boston vs. Atlanta
Steals	3, 04/23/08, Boston vs. Atlanta
Turnovers	3, 04/23/08, Boston vs. Atlanta
Blocked Shots	1, 05/16/08, Boston at Cleveland (Four Times)
Points	6, 05/14/08, Boston at Cleveland (Twice)



**PROFESSIONAL CAREER: 2007-08:** Averaged 4.5 points and 3.0 rebounds in 13.6 minutes per game...Scored a career-high 20 points at Detroit (1/5)...Grabbed career-high 12 boards at Chicago (12/8)...Started first career game on 12/12 vs. Sacramento and scored 16 points and grabbed nine boards...Received a DNP-Coach's Decision for 12 games...Missed 1/9/08 vs. CHA due to a sore right knee...Scored 13 points and grabbed six boards vs. New York (11/29)...Scored nine points and grabbed eight boards vs. San Antonio (2/10)...Scored 13 points and grabbed nine boards at New York (4/14)...**PLAYOFFS:** Averaged 2.3 points and 1.5 rebounds in 8.1 minutes per game during the playoffs...Received nine DNP-CD's...Scored three-points and grabbed four boards in Game 4 against the Pistons in the Eastern Conference Finals...Scored four points and grabbed four boards against the Cavaliers in Game 6 of the Eastern Conference Semifinals...Swiped three steals against the Hawks in Game 2 of the First Round.


**COLLEGE CAREER: 2006-07:** Averaged 17.7 points and 10.4 rebounds in 29 games for the Tigers...Led the SEC in rebounding and ranked third in scoring...recorded 15 double-doubles, including 10 games in which he scored 20 or more points...Scored a season-high 27 points and grabbed 10 rebounds at Mississippi State...Registered 24 points and 17 rebounds at Alabama...Pulled down a career-high 18 rebounds and added 19 points vs. Arkansas...Notched 25 points and 15 rebounds vs. Tennessee in the first round of the SEC Tournament...First Team All-SEC...**2005-06:** Earned Second Team All-America honors from *The Sporting News* and Third Team honors from the Associated Press...SEC Player of the Year...led the SEC in scoring (18.6 ppg) and rebounding (9.7 rpg), only the fifth player in league history and the first since Shaquille O'Neal in 1991 to accomplish the feat...Registered 19 double-doubles, including 11 in conference play...Scored 20 or more points 14 times...Matched career-high 28 points twice, vs. Kentucky and vs. Vanderbilt in the SEC Tournament semifinals...Registered 22 points, 13 rebounds and a season-high six blocks vs. Iona in the first round of the NCAA Tournament...**2004-05:** Averaged 13.5 points (ranked fifth in the SEC), 8.8 rebounds (second) and 1.4 blocked shots (ninth)...posted 10 double-doubles...Scored 20 or more points four times, registering a career-high 28 points vs. South Carolina and Southern Mississippi...Named SEC Freshman of the Year by the league coaches.

**HOW ACQUIRED:** Acquired along with Ray Allen in exchange for Wally Szczerbiak, Delonte West and the draft rights to Jeff Green on June 28, 2007.

**PERSONAL:** Full name is Ronald Glen Davis...Nickname is "Big Baby"...Finished collegiate career as LSU's 10th all-time leading scorer with 1,587 points...Also ranks sixth all-time in rebounding (916), fifth in free throws made (429) and third in blocked shots (110)...Son of Donald Robertson and Tonya Davis...Majored in Business Management.







**POSITION** Forward

**HEIGHT** 6-11

**WEIGHT** 253

**BIRTHDATE** 05/19/76

**BIRTHPLACE** Mauldin, SC

**HIGH SCHOOL** Farragut Academy HS (IL)

**YEARS** Starting 14th

**DRAFTED** Minnesota Timberwolves,  
First Round, 5th Pick,  
1995 NBA Draft

# KEVIN GARNETT



## CAREER STATISTICS

### NBA REGULAR SEASON RECORD

YEAR TEAM	G-GS	MIN	FGM-FGA	PCT	FG3-FG3A	PCT	FT-FTA	PCT	OFF-DEF-TOT	AST	PF-DQ	STL	TO	BS	PTS	AVG
95-96 Minn.	80-43	2293	361-735	.491	8-28	.286	105-149	.705	175-326-501	145	189-2	86	110	131	835	10.4
96-97 Minn.	77-77	2995	549-1100	.499	6-21	.286	205-272	.754	190-428-618	236	199-2	105	175	163	1309	17.0
97-98 Minn.	82-82	3222	635-1298	.491	3-16	.188	245-332	.738	222-564-786	348	224-1	139	192	150	1518	18.5
98-99 Minn.	47-47	1780	414-900	.460	4-14	.286	145-206	.704	166-323-489	202	152-5	78	135	83	877	20.8
99-00 Minn.	81-81	3243	759-1526	.497	30-81	.370	309-404	.765	223-733-956	401	205-1	120	268	126	1857	22.9
00-01 Minn.	81-81	3202	704-1475	.477	19-66	.288	357-468	.764	219-702-921	401	204-0	111	230	145	1784	22.0
01-02 Minn.	81-81	3175	659-1401	.470	37-116	.319	359-448	.801	243-738-981	422	184-0	96	229	126	1714	21.2
02-03 Minn.	82-82	3321	743-1481	.502	20-71	.282	377-502	.751	244-858-1102	495	199-0	113	229	129	1883	23.0
03-04 Minn.	82-82	3231	804-1611	.499	11-43	.256	368-465	.791	245-894-1139	409	202-1	120	212	178	1987	24.2
04-05 Minn.	82-82	3121	683-1360	.502	6-25	.240	445-549	.811	247-861-1108	466	207-0	121	222	112	1817	22.2
05-06 Minn.	76-76	2957	626-1191	.526	8-30	.267	396-489	.810	214-752-966	308	206-3	104	180	107	1656	21.8
06-07 Minn.	76-76	2995	638-1341	.476	12-56	.214	416-498	.835	183-792-975	313	184-2	89	205	126	1704	22.4
07-08 Boston	71-71	2328	534-990	.539	0-11	.000	269-336	.801	135-520-655	244	163-1	100	137	91	1337	18.8
<b>TOTALS</b>	<b>998-961</b>	<b>37864</b>	<b>8109-16404</b>	<b>.494</b>	<b>164-578</b>	<b>.284</b>	<b>3996-5117</b>	<b>.781</b>	<b>2706-8491-11197</b>	<b>4390</b>	<b>2518-18</b>	<b>1382</b>	<b>2525</b>	<b>1665</b>	<b>20378</b>	<b>20.4</b>

### NBA PLAYOFF RECORD

YEAR TEAM	G-GS	MIN	FGM-FGA	PCT	FG3-FG3A	PCT	FT-FTA	PCT	OFF-DEF-TOT	AST	PF-DQ	STL	TO	BS	PTS	AVG
96-97 Minn.	3-3	125	24-51	.471	1-1	1.000	3-3	1.000	14-14-28	11	6-0	4	4	3	52	17.3
97-98 Minn.	5-5	194	36-75	.480	0-0	---	7-9	.778	17-31-48	20	17-0	4	22	12	79	15.8
98-99 Minn.	4-4	170	35-79	.443	0-2	.000	17-23	.739	16-32-48	15	10-0	7	13	8	87	21.8
99-00 Minn.	4-4	171	30-78	.385	2-3	.667	13-16	.813	13-30-43	35	12-0	5	11	3	75	10.8
00-01 Minn.	4-4	165	27-58	.466	0-3	.000	30-36	.833	10-38-48	17	13-0	4	6	6	84	21.0
01-02 Minn.	3-3	130	24-56	.429	1-2	.500	23-32	.719	16-40-56	15	11-0	5	12	5	72	24.0
02-03 Minn.	6-6	265	71-138	.514	3-9	.333	17-28	.607	11-83-94	31	23-1	10	18	10	162	27.0
03-04 Minn.	18-18	783	168-372	.452	5-16	.313	97-125	.776	39-224-263	92	57-2	24	75	41	438	24.3
07-08 Boston	26-26	987	217-438	.495	2-8	.250	94-116	.810	72-202-274	87	74-0	35	55	29	530	20.4
<b>TOTALS</b>	<b>73-73</b>	<b>2990</b>	<b>632-1345</b>	<b>.470</b>	<b>14-44</b>	<b>.318</b>	<b>301-388</b>	<b>.776</b>	<b>208-694-902</b>	<b>323</b>	<b>223-3</b>	<b>98</b>	<b>216</b>	<b>117</b>	<b>1579</b>	<b>21.6</b>

**2007-08 SEASON:** Averaged 18.8 points, 9.2 rebounds, 3.4 assists, 1.41 steals and 1.28 blocks in 32.8 minutes per game...Received the most fan votes for the 2008 All-Star game in New Orleans with 2,399,148 votes...Became the first Celtic to ever lead the fan-balloting and the first Celtics starter in the All-Star game since Larry Bird in 1992...Named NBA's Defensive Player of the Year...Became the first Celtic since Sidney Wicks (10/21/76) to post a 20 point-20 rebound effort in his Celtic debut when he recorded 22 points and 20 rebounds on 11/2/07 against Washington...Was named Eastern Conference Player of the Week three times during the season (November 11, 2007, March 23, 2008 and April 13, 2008), the 16th, 17th and 18th times that he has won the award...Scored 27 points and grabbed 19 rebounds while dishing out six assists against Atlanta (11/9)...Led Celtics in rebounding 45 times, in scoring 26 times, in assists 16 times, in steals 22 times and in blocks 33 times...Notched 29 double-doubles...Scored 20 or more points 36 times...Dished out a season-high eight assists on 1/18 vs. PHI...Missed nine consecutive games from 1/27/08-2/13/08 due to a strained



abdomen...Notched his 11,000 career rebound on 2/27/08 vs. Cleveland...Netted his 20,000th career point against the Memphis Grizzlies on 3/8/08 to become the 32nd player in NBA history to achieve that milestone...**PLAYOFFS:** Averaged a team-high 20.4 points and 10.5 rebounds to go along with 3.3 assists, 1.35 steals and 1.12 blocks in 38.0 minutes per game during the playoffs...Recorded double-doubles in all six NBA Finals games...Became just the eighth player to record double-doubles in his first six Finals games joining Bob Pettit, Elgin Baylor, Wilt Chamberlain, Kareem Abdul-Jabbar, Bill Walton, Moses Malone and Shaquille O'Neal...Averaged 18.2 points and 13.0 rebounds during the Finals...Recorded 17 double-doubles in the post-season...Led the C's in scoring in 14 games and in rebounds in 20 games...Scored 26 points and grabbed 14 boards in Game 6 of the NBA Finals against Los Angeles...Scored 33 points in Game 5 of the ECF against Detroit...Scored 26 points and grabbed 16 boards in Game 5 of the Semifinals against Cleveland...Scored 32 points and grabbed 10 boards against Atlanta in Game 3 of the First Round.

**PROFESSIONAL CAREER: 2006-07:** Completed his 12th season in the NBA by leading Minnesota in scoring, rebounding, steals, blocks and minutes, and placing second in assists behind Ricky Davis...Played in 76 games, missing the last five with a sore right quadriceps; he's now missed 25 games in his career (the Wolves are 5-20)...Suspended by the NBA for one game on Jan. 21 for his actions Jan. 19 vs. Detroit...Finished among the league's top 40 in eight of the nine major categories, including 14th in scoring (22.4 ppg), 16th in blocked shots (1.66 bpg) and 8th in minutes (39.4 mpg)...Led the NBA in rebounding (12.8 rpg) for the fourth straight season, becoming just the fourth player in league history to accomplish that feat (Wilt Chamberlain twice, Moses Malone, Dennis Rodman)...Dipped to 18.4 ppg (42.5%) in his final 11 appearances, after averaging 26.8 ppg (50.6%) in the previous nine games...Collected 22 points and 20 rebounds Mar. 30 vs. Miami, his 30th career 20/20 outing...Sank the game-winning shot as time expired Mar. 25 vs. Portland, his second buzzer-beater of the year (Jan. 5 vs. Philly), the fourth of his career and the 11th in club history...Snared a season-high 22 rebounds Mar. 23 at Seattle; his 20 defensive rebounds were an NBA season best, and marked his fifth career game with 20+...Put in 30+ points on 10 occasions, bringing his career total to 81; he exploded for a season-high 44 points Jan. 29 vs. Phoenix (three shy of his own club record), the fourth 40+ night of his career...Led Minnesota across the board (pts/reb/ast) nine times, most recently Mar. 10 in Atlanta; he also tied a season-high with five blocks in that game...Played 51:09 Mar. 6 vs. the L.A. Lakers, his high since logging 52 minutes at Vancouver on Apr. 14, 2000...Recorded his third triple-double of the year (19th career) Mar. 4 at Boston (33 points, 13 rebounds, 10 assists); he'd totaled 26/11/10 vs. Boston on Feb. 11, and collected 17/15/10 vs. Golden State on Feb. 7...Hauled in a season-low four rebounds Mar. 2 vs. Utah, snapping his string of 14 consecutive double-doubles; he led the NBA in double-doubles (66) and was the Wolves' leading rebounder in 74 of his 76 appearances...Started for the Western Conference in the 2007 All-Star Game, collecting seven points, six rebounds and four assists; it was his 10th straight All-Star appearance and eighth start...Tied his career best with seven steals Jan. 27 at the L.A. Clippers (Dec. 14, 1997 at Atlanta), the most by a Wolves player since Terrell Brandon swiped eight at New Jersey on Mar. 24, 2000...Named Western Conference Player of the Week for Jan. 1-7, the 15th honor of his career...The Nov. 7 outing at the Lakers halted his franchise-record run of point/rebound double-doubles at 37, the NBA's longest string in 23 years (since Moses Malone ran off 44 from Nov. 27, 1982-Mar. 4, 1983); he's compiled a total of 607 career double-doubles...His double-figure scoring streak stands at 398 games (767 of the last 770), breaking his own franchise record - the 8th-longest string in NBA history...Scored his 19,000th career point Apr. 6 at New York; he'd surpassed the 18,000 barrier Dec. 3 vs. San Antonio...The Feb. 9 game at Memphis was the 900th of his career...Hauled down his 10,000th career rebound Jan. 13 vs. New Jersey, becoming the 32nd player in NBA history to reach that mark...Blocked his 1,500th shot Dec. 29 vs. Seattle, and handed out the 4,000th assist of his career Jan. 24 at Portland...**2005-06:** Finished his 11th season with the Timberwolves, starting 76 contests before sitting out the final six with tendinitis in his right knee...The April 9 DNP vs. Atlanta halted his NBA-leading string of 351 straight starts, dating to Feb. 19, 2002 at Dallas...Averaged 21.8 ppg and a league-leading 12.7 rpg - the third consecutive season he's been the NBA's top rebounder - while hitting a career-best 52.6% from the floor...Piled up a league-leading 62 point/rebound double-doubles, ending the season with a franchise-record streak of 33 in a row; he finished the season by averaging 15.0 rpg in his last 29 appearances...Hauled in a season-high 22 rebounds April 4 at Charlotte, part of his third 20-point/20-rebound night...Tallied 23 points and 21 rebounds March 5 vs. Golden State, and added 24 points and 21 boards Dec. 15 vs. San Antonio...Contributed 22 points,



*continued on next page...*

## CAREER HIGHS

### CAREER REGULAR SEASON SINGLE-GAME HIGHS

Minutes	52, 04/14/00, Minnesota at Vancouver
Field Goals	19, 01/04/05, Minnesota vs. Phoenix
Field Goal Attempts	33, 02/20/00, Minnesota vs. New Jersey
Three-Point Field Goals	3, 12/05/03, Minnesota at Sacramento (Four Times)
Three-Point Attempts	5, 01/11/02, Minnesota vs. L.A. Lakers (Three Times)
Free Throws	15, 03/19/06, Minnesota vs. Sacramento (Twice)
Free Throw Attempts	18, 11/25/04, Minnesota at Indiana (Twice)
Offensive Rebounds	11, 12/08/04, Minnesota at Phoenix
Defensive Rebounds	23, 01/12/05, Minnesota vs. Orlando (Twice)
Rebounds	25, 01/12/05, Minnesota vs. Orlando (Twice)
Assists	12, 04/06/03, Minnesota at Portland (Twice)
Steals	7, 01/27/07, Minnesota at L.A. Clippers (Twice)
Turnovers	9, 01/08/00, Minnesota at Detroit
Blocks	8, 1/04/97, Minnesota at Milwaukee (Twice)
Points	47, 01/04/05, Minnesota vs. Phoenix

### CAREER POSTSEASON SINGLE-GAME HIGHS

Minutes	47, 05/27/04, Minnesota at L.A. Lakers (Twice)
Field Goals	15, 04/24/03, Minnesota at L.A. Lakers (Twice)
Field Goal Attempts	31, 04/24/03, Minnesota at L.A. Lakers
Three-Point Field Goals	1, 05/28/08, Boston vs. Detroit (14 Times)
Three-Point Attempts	3, 05/12/04, Minnesota at Sacramento (Twice)
Free Throws	13, 04/24/02, Minnesota at Dallas
Free Throw Attempts	17, 04/24/02, Minnesota at Dallas
Offensive Rebounds	7, 06/15/08, Boston at LA Lakers (Twice)
Defensive Rebounds	20, 05/19/04, Sacramento at Minnesota (Twice)
Total Rebounds	22, 04/21/04, Denver at Minnesota
Assists	11, 04/23/00, Minnesota at Portland
Steals	6, 04/28/08, Boston at Atlanta
Turnovers	10, 05/02/98, Minnesota at Seattle
Blocks	6, 05/08/04, Sacramento at Minnesota
Points	35, 04/22/03, L.A. Lakers at Minnesota



**Kevin Garnett** *continued from previous page.*

16 rebounds and seven assists March 31 at Denver, the 12th time he led Minnesota across the board (pts/reb/ast)...His seven blocks vs. the Nuggets are a single-game best since Dec. 20, 2003 vs. Indiana... Pumped in a season-high 37 points March 19 vs. Sacramento; his 15 FTMs tied a career best...It marked his 71st career 30-point night (third of 2005-06) and the fifth-highest scoring effort of his career...Made his ninth consecutive NBA All-Star Game appearance Feb. 19 in Houston, collecting nine rebounds and four assists...Set a franchise record with his 12-for-13 shooting effort Feb. 3 at Portland, breaking the previous single-game mark (11-for-12) he shared with Tom Gugliotta and Rasha Nesterovic...Topped the NBA in Efficiency Rating (30.30)...Ranked ninth in FG accuracy, 16th in scoring, 39th in assists (4.1 apg), 21st in blocks (1.41 bpg), 22nd in steals (1.37 spg) and 17th in minutes (38.9 mpg)...Selected Western Conference Player of the Week on Jan. 17, his lone such honor of the year...Pumped in 31 points Jan. 13 vs. Denver, one of 48 games with 20+ points, and scored his 17,000th career point March 10 at Seattle...Snared his 9,000th rebound Jan. 18 at Boston, and scored his 16,000th point Dec. 4 at Sacramento...The Dec. 26 game vs. Phoenix was the 800th of his career...Passed the 30,000-career-minute mark Nov. 25 vs. Milwaukee.

**2004-05:** Wrapped up a decade in Minnesota by starting all 82 games...Named All-NBA Second Team and All-NBA Defensive First Team...Tallied 22.2 ppg, a league-best 13.5 rpg and 5.7 apg (tops among NBA frontcourt players), his sixth straight 20/10/5 effort (only player in NBA history to accomplish feat, Larry Bird, five times)...Finished among the league's top 30 in seven of the nine major categories, including 20th in FG accuracy (50.2%)...Paced the Wolves across the board (pts/reb/ast) 30 times; he collected a league-leading 69 double-doubles, and was one of only three players (Marion, B. Wallace) with both 100+ blocks and 100+ steals...Netted 21 points, 15 rebounds and a season-high 11 assists April 13 vs. Golden State, his lone triple-double of the season (15th career regular season)...Named Western Conference Player of the Month for March, the ninth honor of his career...Contributed 10 points in the 2005 NBA All-Star Game on Feb. 20 in Denver, his eighth straight All-Star appearance...Scored his 15,000th career point Feb. 13 vs. Chicago, becoming the 12th player in NBA history to amass at least 15,000 points, 8,000 rebounds and 3,000 assists...Tied his career-high (and club record) with 25 rebounds Jan. 12 vs. Orlando; his 23 defensive boards equal the most by an NBA player (regulation game) since Charles Barkley had 25 on Nov. 2, 1996 for Houston vs. Phoenix...Poured in a career-high and franchise-record 47 points Jan. 4 vs. Phoenix, his third career 40-point performance; Tony Campbell and Wally Szczerbiak held the previous mark (44)...Snagged a career-high 11 offensive rebounds Dec. 3 at Phoenix, tying Felton Spencer's franchise single-game mark (vs. L.A. Clippers, Dec. 11, 1990).

**2003-04:** Named the NBA's Most Valuable Player after totaling 1,219 points in MVP balloting, including 120 of a possible 123 first-place votes... Named All-NBA First Team and All-NBA Defensive First Team...Started all 82 games posting career-highs in scoring (24.2 ppg) and rebounds (a league-leading 13.9 rpg)...Also averaged 5.0 apg (ranking second among frontcourt players) to notch his fifth consecutive 20/10/5 campaign...Finished with 1,987 total points and 1,139 rebounds, becoming just the fifth player in NBA history (and the first in 29 years) to lead the league in both categories...Set 11 single-season franchise records, including points, rebounds, point/rebound double-doubles (71), 20-point games (67) and blocked shots (178)...Topped the Wolves in scoring 50 times, on the glass 74 times and in assists on 27 occasions...Led Minnesota across the board (pts/reb/ast) 12 times...Named Western Conference Player of the Month four times (December, January, February, April), the first player in the award's 25-year history to be so honored; he also picked up four Western Conference Player of the Week mentions...Collected 22 points and 24 rebounds Feb. 19 vs. Sacramento, his sixth 20-point/20-rebound night of the season (20th career); four of his top five career single-game rebound efforts have been vs. the Kings...Made his seventh straight All-Star Game appearance Feb. 15 at Staples Center, tallying 12 points, seven rebounds and six assists...Finished with a season-high-tying 35 points Feb. 6 vs. Cleveland, one of a dozen 30-point efforts...Erupted for 33 points and a career-high-tying 25 rebounds Dec. 5 at Sacramento, his sixth career 30-point/20-rebound outing...His 23 defensive rebounds at Sacramento equaled the most by an NBA player since Charles Barkley grabbed 25 on Nov. 2, 1996 for Houston vs. Phoenix...Led the NBA in Efficiency Rating (33.13) and ranked third in scoring, 11th in blocks (2.17 bpg), 11th in minutes (39.4 mpg) and 11th in FG accuracy (49.9%)...Scored his 13,000th point Feb. 1 vs. Philadelphia; he'd tallied point number 12,000 Nov. 7 at Orlando.

**PLAYOFFS:** Posted team-highs of 24.3 ppg (.452 FG%), 14.6 rpg, 5.1 apg and 2.28 bpg in 43.5 mpg over 18 games during the 2004 NBA Playoffs. Scored 30+ points four times...Posted point/rebound double-doubles in 17 of 18 playoff games...Grabbed 20+ rebounds in four contests...Tallied 30 points and 20 rebounds April 18 vs. Denver and followed on April 20 with third career playoff triple-double (22 pts/22 rbs/10 asts)...His 22-rebound effort marked a postseason career-high, while 20 defensive boards tied an NBA Playoff record.

**2002-03:** Started all 82 games and posted 23.0 ppg, 13.4 rpg, a career-high 6.0 apg and a career-best 40.5 mpg... Posted team single-season record in minutes (3,321)...Named to the NBA All-League First Team, NBA All-Defensive First Team and All-Interview First Team while finishing runner-up for Most Valuable Player and Defensive Player of the Year...Named MVP of the 52nd NBA All-Star Game on Feb. 9, scoring 37 points with nine rebounds and five steals in the West's 155-145 double-OT win in Atlanta...Finished ninth in the NBA in scoring, second in rebounding, and 13th (first among forwards) in assists; first player since Bird in 1989-90 to rank among the league's top 15 in all three categories...Also shot 50.2% (11th in the NBA), helping him compile a league-leading efficiency rating of 32.07...Led the NBA with six triple-doubles; he came up one assist shy of triple-doubles on six other occasions...Named Western Conference Player of the Month for both February and April...Named Western Conference Player of the Week on Nov.





25...**PLAYOFFS:** Averaged 27.0 ppg (.514 FG%, .333 3PT%), 15.7 rpg, 5.2 apg, 1.67 spg, 1.67 bpg and 44.2 mpg in starting all six games against the LA. Lakers in the opening round of the 2008 NBA Western Conference Playoffs...Recorded a postseason career-high 35 points (15-21 FG, 1-2 3PT, 4-6 FT) to go with 20 rebounds, seven assists, two steals and one block in 43 minutes vs. the Lakers on April 22, 2008...**2001-02:** Named to the NBA All-League Second Team, NBA All-Defensive First Team and All-Interview Second Team...Posted 59 point/rebound double-doubles, finishing second in the NBA in that category; also ranked third in rebounding and first among forwards in assists...Led the Wolves in rebounding on 61 occasions (24 of the final 26)...Minnesota's top scorer 46 times, with 50 efforts of 20+ (and a dozen 30+)...Named Western Conference Player of the Month for February...Scored 14 points and grabbed 12 rebounds in the 2002 All-Star Game, held Feb. 10 in Philadelphia...Finished with eight points Feb. 4 at San Antonio, before being ejected with 9:49 left in the third quarter...The eight-point outing halted his double-figure scoring streak at 338, the eighth-longest in NBA history...Earned Western Conference Player of the Week honors for Jan. 7-13, his second award of the season (Nov. 12-18)...Exploded for a season-high 37 points Nov. 3 at Houston...**PLAYOFFS:** Averaged 24.0 ppg (.429 FG%, .719 FT%), 18.7 rpg, 5.0 apg, 1.67 spg, 1.67 bpg and 43.3 mpg in starting all three games against Dallas in the opening round of the 2002 NBA Western Conference Playoffs...**2000-01:** Tallied 22.0 ppg (.477 FG%, .288 3PT%, .764 FT%), 11.4 rpg, 5.0 apg, 1.37 spg, 1.79 bpg and 39.5 mpg in starting all 81 games in which he played...Named to the Western Conference All-Star Team and earned Second-Team All-NBA and First-Team All-Interview honors...Additionally, named to the All-Defensive First-Team, as well as finishing runner-up to Dikembe Mutombo for Defensive Player of the Year...Topped 20 points on 58 occasions, including seven games of 30+...Drew his first career ejection April 15 vs. Utah...Had 30 double-doubles in his final 39 games, and 54 on the season (third in the NBA)...Also ranked sixth in rebounding and 16th in scoring...Tallied 40 points Feb. 7 vs. Sacramento (17-for-22 FG, 2-for-2 3FG, 4-for-4 FT)...Earned NBA Player of the Week honors for Nov. 13-19...Became the Wolves' all-time leading scorer Nov. 9 vs. Philadelphia...**PLAYOFFS:** Averaged 21.0 ppg (.466 FG%, .833 FT%), 12.0 rpg, 4.3 apg, 1.00 spg, 1.50 bpg and 41.3 mpg in starting all four games against San Antonio in the opening round of the 2001 NBA Western Conference Playoffs...**1999-00:** Became only the ninth player in league history to average at least 20 ppg, 10 rpg and 5 apg in a season (22.9 ppg, 11.8 rpg, and 5.0 apg)...Bagged 57 point/rebound double-doubles on the year, ranking third in the NBA in that category...Notched a triple-double Dec. 14 at Atlanta (22 pts/15 reb/10 ast), adding a career-high seven steals...Became just the fifth player in franchise history to score 40+ with his 40-point effort March 22 at Boston, part of a franchise-record string of four consecutive 30-point outings...Averaged 40.0 mpg (fifth in the NBA), including a career-high 52-minute stint April 14 at Vancouver...Named the NBA's Player of the Week three times (March 20-26, Dec. 20-26, Nov. 8-14), and also earned Player of the Month honors for January...Tallied 24 points with 10 rebounds and five assists in the 49th NBA All-Star Game, played Feb. 13 in Oakland...**PLAYOFFS:** Averaged a team-high 8.8 apg in the opening round of the 2000 playoffs against Portland, notching a pair of triple-doubles in the four-game series...**1998-99:** Appeared in 47 games, missing three games (Apr. 14-16) with the flu...Led Minnesota in rebounding 31 times, and recorded 25 double-doubles (ninth-best in the NBA)...Ranked 11th in the NBA in scoring (20.8), ninth in rebounding (10.4), 13th in blocks (1.77) and 20th in steals (1.66)...Named the NBA's Player of the Week for March 29-April 4...**PLAYOFFS:** Led the Wolves with 21.8 ppg and 12.0 rpg in the 1999 playoffs vs. San Antonio...**1997-98:** Recorded his first career triple-double (Jan. 3 vs. Denver) and earned a starting berth in the NBA All-Star Game...Joined Tom Gugliotta (Feb. 3, 1996 at Dallas) as the only players in Wolves' history to tally 20+ points and 20+ boards in the same game...Led Minnesota in rebounding 50 times, and ranked 10th in the NBA at 9.6 rpg...Scored a season-high 32 points March 29 at Sacramento...Ranked fourth among forwards in steals (1.70 spg), third among forwards in assists (4.2 apg) and 13th in the NBA in blocks (1.83 bpg)...One of four players in the NBA with 100+ steals and 100+ blocks (Chris Webber, Bo Outlaw, Antonio McDyess)...**PLAYOFFS:** Tallied 18 points and grabbed 18 boards in Game 1 at Seattle in 1998...**1996-97:** His second season was highlighted by his first All-Star Game appearance...Started 77 games, missing five contests (Dec. 5-11) with a sprained left foot...Broke his own franchise single-season record for blocked shots (163) and finished ninth in the NBA (first among forwards) in blocks at 2.12 bpg...Registered eight blocks each in back-to-back games (Jan. 3 at Boston, Jan. 4 at Milwaukee), one shy of the club record...**PLAYOFFS:** Scored 21 points and pulled down a team-high nine rebounds in his first-ever playoff game, April 24, 1997 in Houston...**1995-96:** Named to the NBA All-Rookie Second Team...Concluded his rookie season as the youngest player in the NBA at 19 years, 11 months...Appeared in 80 games, missing two due to a cut on his right hand...Ranked 15th in the NBA in blocks (second among forwards), averaging 1.64 bpg...Started the Wolves' final 42 games; averaged 36.6 mpg, 14.0 ppg, 8.4 rpg and 2.26 bpg as a starter, shooting 53.3% from the field...Tallied a season-high 33 points March 27 vs. Boston, the second-highest rookie total in Wolves' history...Played for the Western Conference squad in the 1996 Schick Rookie Game during All-Star Weekend in San Antonio.

**HOW ACQUIRED:** Acquired from Minnesota in exchange for Ryan Gomes, Gerald Green, Al Jefferson, Theo Ratliff, Sebastian Telfair and two future first round draft choices on July 31, 2007.

**PERSONAL:** Has graced the cover of *Sports Illustrated* five times: (June 26, 1995) under the title of "Ready or Not"; with the LA. Clippers' Darius Miles in the magazine's NBA preview issue (Oct. 30, 2000); with teammates Sam Cassell and Latrell Sprewell under the title "Three Wolves" (March 1, 2004); alone under the title of "Can He Do It?" (May 31, 2004) and most recently with teammates Ray Allen and Paul Pierce under the title of "A Brand-New Green Machine in Boston" (Oct. 29, 2007)...Appeared on the front cover of *Slam Magazine* (April 2004, December 2007) and *Hoop Magazine* (March 2004)...Featured in the American Dairy Association's "got milk?" campaign...Additionally, serves as a spokesperson for American Express, Best Buy, the Upper Deck Co., JOMO Energy Co. and Adidas...Unveiled 4XL (For Excellence & Leadership Foundation) during 2002 All-Star weekend...Presented the November, 2005 NBA Community Assist Award after contributing \$1.2 million to assist Hurricane Katrina victims build new homes through Oprah Winfrey's Angel Network...On Jan. 12, 2005, donated \$100,000 toward tsunami relief to the American Refugee Committee's Fishing Boat Project...Supported WolvesCare events for ill children...Hosted children from Timberwolves Foundation signature charity, Simpson Housing Services in Minneapolis, at a holiday celebration at the Minnesota Zoo...Listed in the April 21, 1997 edition of *Newsweek* as one of the 100 most influential people for the next decade...Ranked 38th in the *Forbes Magazine* Celebrity 100 Power Ranking in 2004...Won NBA's 2006 J. Walter Kennedy Citizenship Award.





**POSITION** Guard

**HEIGHT** 6-1

**WEIGHT** 175

**BIRTHDATE** 05/14/78

**BIRTHPLACE** Berkeley, CA

**HIGH SCHOOL** Hayward HS,  
(Union City, CA)

**COLLEGE** Arizona State

**YEARS** Starting 9th

**DRAFTED** Miami Heat,  
Second Round, 37th Pick,  
2000 NBA Draft

# EDDIE HOUSE



## CAREER STATISTICS

### NBA REGULAR SEASON RECORD

YEAR TEAM	G-GS	MIN	FGM-FGA	PCT	FG3-FG3A	PCT	FT-FTA	PCT	OFF-DEF-TOT	AST	PF-DO	STL	TO	BS	PTS	AVG
00-01 Miami	50-0	550	104-247	.421	19-55	.345	24-35	.686	5-37-42	52	58-0	13	35	0	251	5.0
01-02 Miami	64-3	1230	209-524	.399	54-157	.344	42-49	.857	17-93-110	123	98-1	43	80	5	514	8.0
02-03 Miami	55-7	1025	172-444	.387	36-120	.300	31-36	.861	17-84-101	87	73-0	44	46	1	411	7.5
03-04 LAC	60-10	1188	161-449	.359	51-136	.375	36-45	.800	28-110-138	148	92-1	65	63	4	409	6.8
04-05 Cha/Mil/Sac	68-7	891	165-366	.451	44-97	.454	23-27	.852	16-67-83	96	65-0	44	35	6	397	5.8
05-06 Phoenix	81-0	1421	320-759	.422	123-316	.389	33-41	.805	15-117-132	148	96-0	42	76	12	796	9.8
06-07 NJ	56-1	946	180-421	.428	75-175	.429	33-36	.917	14-78-92	67	69-0	27	27	3	468	8.4
07-08 Boston	78-2	1480	217-530	.409	117-298	.393	33-36	.917	19-148-167	152	114-1	59	77	10	584	7.5
<b>TOTALS</b>	<b>512-30</b>	<b>8731</b>	<b>1528-3741</b>	<b>.408</b>	<b>519-1354</b>	<b>.383</b>	<b>255-305</b>	<b>.836</b>	<b>131-734-865</b>	<b>873</b>	<b>665-3</b>	<b>337</b>	<b>438</b>	<b>41</b>	<b>3830</b>	<b>7.5</b>

### NBA PLAYOFF RECORD

YEAR TEAM	G-GS	MIN	FGM-FGA	PCT	FG3-FG3A	PCT	FT-FTA	PCT	OFF-DEF-TOT	AST	PF-DO	STL	TO	BS	PTS	AVG
00-01 Miami	3-0	64	16-40	.400	2-7	.286	4-5	.800	1-4-5	5	7-0	3	5	1	38	12.7
04-05 Sac	3-0	23	3-8	.375	1-1	1.000	2-2	1.000	1-1-2	4	2-0	0	1	0	9	3.0
05-06 Phoenix	14-0	130	19-52	.365	3-14	.214	3-4	.750	0-9-9	6	10-0	1	5	2	44	3.1
06-07 NJ	4-0	18	2-8	.250	1-6	.167	0-0	---	0-2-2	1	2-0	1	2	0	5	1.3
07-08 Boston	21-0	165	17-56	.304	11-31	.355	7-8	.875	2-20-22	18	13-0	5	4	1	52	2.5
<b>TOTALS</b>	<b>45-0</b>	<b>400</b>	<b>57-164</b>	<b>.348</b>	<b>18-59</b>	<b>.305</b>	<b>16-19</b>	<b>.842</b>	<b>4-36-40</b>	<b>34</b>	<b>34-0</b>	<b>10</b>	<b>17</b>	<b>4</b>	<b>148</b>	<b>3.3</b>

## CAREER HIGHS

### CAREER REGULAR SEASON SINGLE-GAME HIGHS

Minutes	45, 11/13/04, Charlotte vs. Golden State
Field Goals	11, 11/18/05, Phoenix vs. Utah
Field Goal Attempts	20, 02/17/05, Phoenix at Memphis
Three-Point Field Goals	7, 11/18/05, Phoenix vs. Utah
Three-Point Attempts	11, 11/18/05, Phoenix vs. Utah
Free Throws	6, 04/12/02, Miami vs. Orlando
Free Throw Attempts	6, 04/12/02, Miami vs. Orlando
Offensive Rebounds	3, 03/23/07, New Jersey at Orlando (Four Times)
Defensive Rebounds	8, 02/11/04, L.A. Clippers at Memphis
Rebounds	10, 02/11/04, L.A. Clippers at Memphis
Assists	8, 04/18/01, Miami at Orlando
Steals	6, 11/12/04, Charlotte at Boston (Twice)
Turnovers	4, 04/08/08, Boston at Milwaukee (Six Times)
Blocks	2, 12/12/05, Phoenix vs. NO/Okla. City (Three Times)
Points	31, 11/18/05, Phoenix vs. Utah

### CAREER POSTSEASON SINGLE-GAME HIGHS

Minutes	31, 04/27/01, Miami at Chicago
Field Goals	6, 04/27/01, Miami at Chicago (Twice)
Field Goal Attempts	18, 04/27/01, Miami at Chicago
Three-Point Field Goals	2, 06/15/08, Boston at LA Lakers (Five Times)
Three-Point Attempts	5, 06/17/08, Boston vs. LA Lakers (Twice)
Free Throws	4, 06/17/08, Boston vs. LA Lakers
Free Throw Attempts	4, 06/17/08, Boston vs. LA Lakers
Offensive Rebounds	1, 05/10/08, Boston at Cleveland (Four Times)
Defensive Rebounds	4, 06/12/08, Boston at LA Lakers
Total Rebounds	4, 06/12/08, Boston at LA Lakers
Assists	5, 06/17/08, Boston vs. LA Lakers
Steals	1, 06/10/08, Boston at LA Lakers (10 Times)
Turnovers	3, 04/21/01, Chicago at Miami
Blocks	1, 05/18/08, Boston vs. Cleveland (Four Times)
Points	16, 04/21/01, Chicago at Miami



**2007-08 SEASON:** Averaged 7.5 points, 2.1 rebounds and 1.9 assists in 19.0 minutes per game...Scored 19 points on 7-10 shooting including 4-5 from three against Atlanta (11/9)...Led the C's in assists twice...Scored 10 or more points 17 times...Scored a season-high 20 points at Miami (1/29)...Averaged 12.5 points, 4.0 rebounds and 4.5 assists in two starts (1/16 vs. Portland, 1/18 vs. Philadelphia)...Shot 39.9% from three-point distance which was good for 39th in the NBA...Appeared in his 500th career game against the Dallas Mavericks on 3/20/08...Missed three games (4/11-4/14) due to a strained right adductor...Swiped a season-high four steals vs. New Jersey on 4/6...**PLAYOFFS:** Averaged 8.0 points, 2.5 rebounds and 2.5 assists in 18.5 minutes per game during the NBA Finals...Averaged 2.5 points and 1.0 rebounds during the course of the playoffs for the Celtics...Appeared in 21 games...Had a post-season career-high of five assists in Game 6 of the NBA Finals against the Lakers...Netted 11 points in Game 4 of the NBA Finals against the Lakers including the basket that gave the Celtics the lead in the fourth quarter...Also recorded a post-season career-high of four boards in Game 4...Received five DNP-CD's in the playoffs.

**PROFESSIONAL CAREER: 2006-07:** Averaged 8.4 points, 1.6 rebounds and 1.2 assists in 56 games, which included one start...Ranked 10th in the NBA in 3P FG% (.429) in 2006-07...Shot .428 (180-of-421) from the field, .917 (33-of-36) from the line and a team-high .429 (75-of-175) from three...Missed the first 15 games of the season due to a torn meniscus in his left knee, and the final 11 games of the campaign because of a partial tear in his left hip muscle...Led the Nets in scoring once, in steals 10 times and in blocks twice...Scored in double digits 10 times and scored 20 or more twice...Scored 12 points and tied his season-high for rebounds and assists with five each vs. Washington on 2/27...Tallied 20 points on 8-of-18 from the field vs. Sacramento on 2/23...Scored 15 points, including a three-pointer that forced overtime at Philadelphia on 2.5 and also added a season-high tying five assists...Scored 17 points, including 15 in the fourth quarter vs. Orlando on 1/22...In his first start as a Net, scored a season-high 22 points on 8-of-17 shooting from the field and 5-of-10 from behind the arc, while adding a season-high tying five rebounds and four assists at Milwaukee on 12/23...Had 12 points in a season-high 32 minutes vs. Phoenix on 12/07...Made his Nets debut after missing the first 15 games of the regular season due to a torn meniscus in his left knee vs. Philadelphia on 12/2...**PLAYOFFS:** Averaged 1.3 points in 4.5 minutes per game...Did not appear in the First Round against the Toronto Raptors and made his 2007 playoff debut in Game Three against the Cavaliers in which he registered one assist in one minute of play...Recorded his best game on the series against the Cavaliers with three-points and one steal in Game Five...**2005-06:** Posted the highest scoring average (9.8) in six-year NBA career, along with 1.6 rpg and 1.8 apg, in 81 games for the Phoenix Suns...Had the second-highest scoring average for any NBA player with no starts during the season, trailing only Denver's Earl Boykins...Per 48 minutes, ranked 16th in the league in points (26.9), 11th in field goals made (10.81), 5th in field goals attempted (25.64), and 2nd in three-pointers made (4.15)...More than doubled his previous high of 54 three-point field goals (2001-02 with Miami) in a single season with 123 in 2005-06...Scored 10-plus points 35 times, 20-plus points five times, including a career-high 31 points, and made a career-high seven three-pointers vs. Utah on Nov. 18...Scored at least 20 points in three consecutive games (Dec. 16-20)...Scored eight or more points in the fourth quarter in 12 games (9-3 record)...Erupted for 16 of his team-high 26 points in the fourth quarter at N.O./Okla. City on Dec. 16, the most points scored by a Suns' player in any quarter in 2005-06...Attempted a career-high 20 field goal attempts and finished with 21 points and a season-high seven rebounds at Memphis on Dec. 17...Dished out season-high five assists twice; at New York on Jan. 2 and at Houston on Nov. 23...DNP (strained right hamstring) vs. Portland on Dec. 6...**PLAYOFFS:** Played in 14 playoff games with the Suns, averaging 3.1 ppg, 0.6 rpg and 0.4 apg in 9.3 mpg... Averaged 4.6 ppg in five games in the Suns' Western Conference Finals loss to Dallas...**2004-05:** Split the season with three clubs (Charlotte, Milwaukee, Sacramento) and averaged 5.8 points, 1.2 rebounds and 1.4 assists, and posted career-highs in field goal percentage (.451) and three-point field goal percentage (.454) in 68 games combined...Averaged 4.7 points, 1.2 rebounds and 1.3 assists in 50 games with the Kings after he was claimed off waivers on Jan. 7...Signed with Milwaukee on Dec. 18 and averaged 3.2 points and 1.0 assists in five games for the Bucks before his release on January 5...Opened the season with Charlotte, averaging 11.1 points, 1.8 assists and 1.85 steals in 13 games for the expansion franchise before being waived on Dec. 4...Scored in double figures 11 times (six with Sacramento, five with Charlotte)...As a member of the Bobcats, recorded season-high 20 points in career-high 45 minutes vs. Golden State on Nov. 13...Scored Kings-high 17 points twice, both against Phoenix on April 16 and 20...In season finale on April 20, also added season-high six rebounds and seven assists...**PLAYOFFS:** Averaged 3.0 ppg, 0.7 rpg and 1.3 apg in the Kings' First Round playoff loss to the SuperSonics...**2003-04:** Played in 60 games with the Los Angeles Clippers, averaging 6.8 ppg, 2.3 rpg and 2.5 apg...Started in 10 contests...Scored 10-plus points 18 times, including two 20-plus point performances...Scored a season-high 22 points in the first game of the season on 10/30 at Seattle (game played in Japan)...**2002-03:** Played in 55 games, making seven starts for the Miami Heat, averaging 7.5 ppg, 1.8 rpg and 1.6 apg...Scored 10-plus points in 19 games, including a season-high 21 points on 3/31 at Milwaukee...**2001-02:** Averaged a career-high 8.0 points, 1.9 assists and 1.7 rebounds in 64 games for the Heat...Scored a season-high 28 points on 4/12 vs. Orlando, including 16 fourth-quarter points off the bench...**2000-01:** During rookie season, ranked 19th among rookies in scoring (5.0)...**PLAYOFFS:** Averaged 12.7 points in the Miami Heat's three-game series vs. Charlotte...Scored a career-playoff-high 16 points in playoff debut on 4/21.

**COLLEGE CAREER:** Averaged 16.5 points, 4.0 rebounds and 3.3 assists during his four-year career at Arizona State (1996-2000)...Finished as ASU's all-time leading scorer with 2,044 points, placing him 11th on the Pac-10 career scoring list...Joined Gary Payton as the only players in Pac-10 history to record more than 2,000 points and 250 steals during their collegiate careers...Named Pac-10 Player of the Year and Honorable Mention All-America as a senior after averaging 23.0 points and 5.5 rebounds...Scored 61 points in a double-overtime win over California on Jan. 8, 2000, tying Lew Akindor for the most points scored in a game in Pac-10 history...Was the first player in Pac-10 history to record four 40-point games in a season...Averaged 18.9 points, 4.9 rebounds and 3.1 assists in 30 games as a junior and 11.3 points, 3.0 rebounds and 2.9 assists in 32 games as a sophomore...As a freshman, averaged 12.6 points, 2.8 rebounds and 3.6 assists in 30 games.

**HOW ACQUIRED:** Signed as a free agent on August 1, 2007.

**PERSONAL:** Full name is Edward L. House II...The son of Edward and Debbie House...Has two brothers, Diallo and Mychal...Married his wife, Charlsie, during rookie season with Miami in 2000-01...The couple has three sons, Jaelen and twins Kaden and Kalek...His brother-in-law is Kings' guard Mike Bibby and is the son-in-law of former Southern California head coach and NBA player Henry Bibby...Likes reading books by author David Goines...Likes watching movies and has an extensive collection of DVDs...Has two dogs named Passion and Rizzo.





**POSITION** Forward

**HEIGHT** 6-9

**WEIGHT** 235

**BIRTHDATE** 10/09/81

**BIRTHPLACE** Bellville, IL

**HIGH SCHOOL** East St. Louis HS (IL)

**YEARS** 8

**DRAFTED** 3rd Overall,  
2000 NBA Draft

# DARIUS MILES

## CAREER STATISTICS

### NBA REGULAR SEASON RECORD

YEAR TEAM	G-GS	MIN	FGM-FGA	PCT	FG3-FG3A	PCT	FT-FTA	PCT	OFF-DEF-TOT	AST	PF-DQ	STL	TO	BS	PTS	AVG
00-01 LAC	81-21	2133	318-630	.505	1-19	.053	124-238	.521	127-350-477	99	191-1	51	147	125	761	9.4
01-02 LAC	82-6	2227	309-642	.481	3-19	.158	158-255	.620	109-344-453	184	184-2	71	160	103	779	9.5
02-03 CLE	67-62	2008	263-642	.410	0-14	.000	92-155	.594	113-250-363	176	159-3	67	178	69	618	9.2
03-04 CLE/POR	76-56	2079	365-753	.485	7-40	.175	124-193	.642	112-247-359	162	168-0	67	130	61	861	10.9
04-05 POR	63-22	1699	336-697	.482	8-23	.348	129-215	.600	71-228-299	129	189-0	75	157	78	809	12.8
05-06 POR	40-23	1286	235-510	.461	2-10	.200	87-163	.534	24-158-182	73	100-1	42	99	39	559	14.0
06-07 POR	DNP - Injured															
07-08 POR	DNP - Injured															
<b>TOTALS</b>	<b>412-190</b>	<b>11432</b>	<b>1826-3874</b>	<b>.471</b>	<b>21-125</b>	<b>.168</b>	<b>714-1219</b>	<b>.586</b>	<b>556-1577-2133</b>	<b>823</b>	<b>991-7</b>	<b>373</b>	<b>871</b>	<b>475</b>	<b>4387</b>	<b>10.6</b>

### CAREER HIGHS

#### CAREER REGULAR SEASON SINGLE-GAME HIGHS

Minutes	51, 12/29/01, L.A. Clippers vs. Boston
Field Goals	19, 04/19/05, Portland at Denver
Field Goals Attempted	33, 04/19/05, Portland at Denver
Three Point Field Goals	1, 3/18/06, Portland at Milwaukee (21 Times)
Three Point Field Goals Attempted	3, 04/19/05, Portland at Denver (Five Times)
Free Throws	8, 04/19/05, Portland at Denver (Twice)
Free Throws Attempted	14, 04/19/05, Portland at Denver
Offensive Rebounds	7, 12/02/03, Cleveland at Denver
Defensive Rebounds	11, 12/22/01, L.A. Clippers vs. Sacramento (Three Times)
Rebounds	13, 12/20/04, Portland at Chicago (Three Times)
Assists	8, 03/12/05, Portland vs. Memphis (Twice)
Steals	6, 12/14/04, Portland at Minnesota (Twice)
Turnovers	7, 11/20/05, Portland at New York, (Three Times)
Blocks	8, 01/05/01, L.A. Clippers vs. Charlotte
Points	47, 04/19/05, Portland at Denver



**PROFESSIONAL CAREER: 2007-08:** Missed season due to knee surgery...was placed on waivers by Portland on 4/14/08...**2006-07:** Missed season due to microfracture surgery on his right knee...Operation was performed on 11/18/06...**2005-06:** Averaged 14.0 points (a career high and second best on the team), 4.6 rebounds, 1.8 assists, 1.05 steals and 32.2 minutes in 40 games (23 starts)...As a starter, averaged 16.9 points, 5.0 rebounds, 2.2 assists, 1.2 steals and 1.2 blocks per game...Scored in double-figures in 31 of 40 games...Placed on Inactive List Dec. 4 with cartilage damage in his right knee, missing 34 games in all...Averaged 18.2 points before the injury...Returned to action on Feb. 13 at Charlotte when he scored 14 points, grabbed nine rebounds and tallied three assists in 25 minutes off the bench...Averaged 18.8 points, 5.7 rebounds, 2.6 assists, 1.4 steals and 1.6 blocks in the month of November...Hit for 26 points and eight rebounds Nov. 9 vs. New York...Led the team in points (13), rebounds (8), and assists (5) Nov. 4 at Denver...scored a season-high 32 points, grabbed 11 rebounds, tallied five assists and added three blocks Nov. 2 at Minnesota...The 32-point effort marked one of ten 20-plus games, including six in the month of November...**2004-05:** Averaged 12.8 points, 4.7 rebounds, 1.19 steals, 1.24 blocked shots and 27.0 minutes in 62 games (22 starts)...Poured in a career-high 47 points (19-for-33) April 19 at Denver, matching the eighth highest total in Trail Blazers history...His 19 field goals made were one shy of the club record held jointly by four players...In that Denver game, set a franchise record with 32 points in the first half and set a club record with 10 field goals (on 12 attempts) in the second quarter...Also in that game, had 12 rebounds, four steals and five blocked shots...The 47-point effort was one of eleven 20-plus games...Scored in double-figures 40 times, led the team in points on eight occasions and in rebounding four times...Second on the team in blocked shots with 78 and third in steals with 75...Matched his career best with 13 rebounds on Dec. 20 at Chicago...Tied his career high in steals with six Dec. 14 at Minnesota...Bettered his Trail Blazers best in blocked shots, swatting five to go with 18 points Feb. 16 at Indiana...Made game-winning free throw with 0.05 seconds remaining Dec. 18 at Detroit...On the injured list for eight games (left knee contusion), missed five games with a sore left shoulder, was not with team for three games caring for his mother during surgery and sat out two due to a team suspension...**2003-04:** (With Portland)...Averaged 12.6 points, 4.6 rebounds, 2.1 assists, 0.81 blocks and 28.4 minutes in 42 games (40 starts)...His 12.6 points per game was more than three per game above his average in his previous 267 NBA outings...Scored in double digits in 31 of his 42 games and recorded 20-plus points six times, including a then career-high 31 points leading the Trail Blazers to victory March 31 at Boston...That performance included a then career-best 13 field goals on 17 attempts...Tied his career high in rebounds with 13 against his former L.A. Clippers team March 7 when he also scored 24 points for the first of two double-doubles as a Trail Blazers player...Led team in scoring six times, rebounds twice and assists once...Shot 52.6 percent from the field, second best mark on the team...Ranked fourth in scoring, rebounding and assists and third in blocked shots among Trail Blazers on the roster at season's end...(With Cleveland)...Averaged 8.9 points, 4.5 rebounds, 2.2 assists in 37 games (16 starts)...Best game came Nov. 8 vs. Washington when he matched his career high with 26 points on 12-for-21 shooting in 45 minutes...**2002-03:** Averaged 9.2 points, 5.4 rebounds, 2.6 assists, 1.0 steals, 1.03 blocks and 30.0 minutes in 67 games...Missed 14 games early in the season due to patellar tendonitis in the left knee...Scored in double-figures in 31 games and had 10-plus rebounds five times...Led the team in blocked shots 14 times and in steals 13 times...Averaged 12.2 points, 6.7 rebounds and 1.44 blocks in his first nine games and recorded all three of his double-doubles for the season in those games...Scored a season-high 19 points in 42 minutes Nov. 12 at Indiana...**2001-02:** Averaged 9.5 points, 5.5 rebounds, 2.2 assists and 1.26 blocks in 82 games (six starts)...Shot 48.1 percent from the field (309-642)...Scored 10-plus points 39 times and grabbed 10-plus rebounds in eight games...Posted four double-doubles...Scored a season-high 20 points Jan. 19 at Portland...Tied that effort March 11 at Minnesota...Participated on the 2002 sophomore team in the "got milk?" Rookie Challenge and scored 20 points on 9-of-11 shooting in Philadelphia...**2000-01:** Averaged 9.4 points, 5.9 rebounds, 1.54 blocks, and 26.3 minutes in 81 games...Shot 50.5 percent from the field (318-630), ranking sixth best in the NBA...Among all NBA rookies, ranked first in rebounding and field goal percentage, second in blocked shots, third in scoring and third in minutes played...Scored in double figures 40 times and had 10-plus rebounds 12 times...Scored a season-high 26 points Jan. 2 vs. Toronto and tied that mark April 6 vs. Milwaukee...Set a career-high eight blocked shots Jan. 5 vs. Charlotte...Named to the Schick NBA All-Rookie First Team...Became the first player in NBA history to receive All-Rookie honors straight out of high school...Tied for fourth in voting for the Schick Rookie of the Year honors.

**HOW ACQUIRED:** Signed as a free agent on August 22, 2008.

**HIGH SCHOOL:** Recorded 1,531 points, 1,015 rebounds and 648 blocked shots over his three-year varsity career at East St. Louis High School...Averaged 22.1 points, 12.4 rebounds, 3.4 assists, 2.4 steals and 7.2 blocked shots as a senior in 1999-00...Led his team to the Illinois Class AA semifinals...Named to *Parade* All-America High School First Team and was a member of *USA Today* All-USA Basketball Team...Was an all-state selection following his junior year when he averaged 19.8 points, 15.0 rebounds, 6.0 assists, 2.0 steals and 8.0 blocks...Helped his team to a No. 1 ranking in the state and No. 5 nationally...Was an all-state selection as a sophomore in 1997-98 when he averaged 14.5 points a game.

**PERSONAL:** Full name is Darius LaVar Miles...Scored 17 points in the 2000 McDonald's All-America Game...Patterns his game after Kevin Garnett...Wants to be a sportscaster after his basketball career is over...Considers Russia the most interesting place he has visited...Married Brandi Nash in the summer of 2005...Appeared in two movies, National Lampoon's *Van Wilder* and *The Perfect Score* as well as a documentary, *The Youngest Guns*, with former Clipper teammate Quentin Richardson, chronicling their first three NBA seasons.





**POSITION** Center

**HEIGHT** 7-0

**WEIGHT** 249

**BIRTHDATE** 06/20/86

**BIRTHPLACE** Oskaloosa, IA

**HIGH SCHOOL** Blaine HS (Blaine, MN)

**COLLEGE** Bradley

**YEARS** Starting 3rd

**DRAFTED** Golden State Warriors,  
First Round, 9th Overall,  
2006 NBA Draft

# PATRICK O'BRYANT



## CAREER STATISTICS

### NBA REGULAR SEASON RECORD

YEAR TEAM	G-GS	MIN	FGM-FGA	PCT	FG3-FG3A	PCT	FT-FTA	PCT	OFF-DEF-TOT	AST	PF-DQ	STL	TO	BS	PTS	AVG
06-07 Golden St.	16-0	119	10-32	.313	0-0	---	11-17	.647	7-14-21	9	26-0	6	8	8	31	1.9
07-08 Golden St.	24-0	99	16-29	.552	0-0	---	3-5	.600	10-19-29	4	27-1	4	7	9	35	1.5
<b>TOTALS</b>	<b>40-0</b>	<b>218</b>	<b>26-61</b>	<b>.426</b>	<b>0-0</b>	<b>---</b>	<b>14-22</b>	<b>.636</b>	<b>17-33-50</b>	<b>13</b>	<b>53-1</b>	<b>10</b>	<b>15</b>	<b>17</b>	<b>66</b>	<b>1.7</b>

### CAREER HIGHS

#### CAREER REGULAR SEASON SINGLE-GAME HIGHS

Minutes	16, 11/04/06, Golden State at Utah
Field Goals	5, 11/16/07, Golden State vs. LA Clippers
Field Goal Attempts	6, 11/10/07, Golden State at LA Clippers
Three-Point Field Goals	None
Three-Point Attempts	None
Offensive Rebounds	2, 03/07/08, Golden State at Miami (Four Times)
Defensive Rebounds	4, 02/28/07, Golden State at Chicago
Rebounds	5, 02/28/07, Golden State at Chicago
Assists	4, 12/04/06, Golden State at San Antonio
Steals	3, 11/04/06, Golden State at Utah
Turnovers	2, 03/05/08, Golden State at Charlotte
Blocks	2, 03/05/08, Golden State at Charlotte (Four Times)
Points	10, 11/16/07, Golden State vs. LA Clippers



**2007-08 SEASON:** Appeared in 24 games for Golden State, averaging 1.5 points and 1.2 rebounds in 4.1 minutes per game...Netted career-high 10 points, four rebounds, one assist, one steal and a block in 12 minutes vs. L.A. Clippers (11/16)...Received 24 DNP-CD's...Was placed on the Inactive List for 34 games...Appeared in eight games (eight starts) for Bakersfield Jam of the NBA Development League, averaging 16.9 points, 10.1 rebounds and 3.5 blocks in 36 minutes per game...Scored 20 or more points twice, grabbed 10 or more rebounds four times and blocked three or more shots six times, including two games with five or more blocks for Bakersfield...Recorded four double-doubles in the eight games.

**PROFESSIONAL CAREER: 2006-07:** Appeared in 16 games, averaging 1.9 points and 1.3 rebounds in 7.4 minutes per game...Netted a career-high seven points on 3-of-4 shooting, two rebounds and one steal in 15 minutes at Houston (12/5)...Career-high five rebounds, two assists and one block in 10 minutes vs. Chicago (2/28)...Scored first NBA points at Utah (11/4)...Made NBA debut on Opening Night vs. L.A. Lakers (11/1), going scoreless in five minutes off the bench...Received a DNP-CD 24 times...Was on Inactive List for 42 games...Appeared in 25 games (24 starts) for Bakersfield Jam of the NBA Development League, averaging 12.0 points, 9.6 rebounds, 1.4 assists and 2.88 blocks in 29.6 minutes per game...Scored 10 or more points 14 times...20 or more points five times...Grabbed 10 or more rebounds 14 times and 15 or more rebounds twice...Blocked three or more shots 15 times including five games with five or more blocks...Registered 10 double-doubles with two streaks of four straight from 2/6/07-2/13/07 and 3/21/07-3/27/07...**PLAYOFFS:** Did not appear in any of Golden State's 11 playoff games.

**HOW ACQUIRED:** Signed as a free agent on July 16, 2008.

**COLLEGE CAREER:** Appeared in 25 games (21 starts) during his second collegiate season, averaged 13.4 points, 8.3 rebounds and 2.88 blocks in 25.7 minutes per game...Was named Missouri Valley Conference Defensive Player of the Year...His 72 blocks were good enough for third place on Bradley's single-season rejections list...Helped lead Braves to the Sweet 16 of the NCAA Tournament where he averaged 14.7 points and 10.3 rebounds in three tournament games against Kansas, Pittsburgh and Memphis...Was a member of the All-Missouri Valley Conference Tournament Team and was named Second Team All-MVC...Was twice named Player of the Week...**2004-05:** Appeared in 27 games (26 starts), averaging 10.0 points, 7.4 rebounds and 2.78 blocks in 23.1 minutes per game...Led the MVC in blocked shots, joining Creighton's Benoit Benjamin (1982-83) as the only freshman to do so...His 75 blocked shots were a school record for a freshman and just four shy of the all-time school record...Led the team in field goal percentage (.557), joining Deon Jackson and Hersey Hawkins as the only freshmen in school history to do so...Was named to the MVC All-Newcomer Team and All-Freshman Team.

**PERSONAL:** Full name is Patrick Fitzgerald O'Bryant...Is the son of Patrick O'Bryant and Kim Gadison...Majored in Foods and Nutrition at Bradley...Was active in several community relations projects during his rookie campaign, including the team's Thanksgiving Food Serving event and a Father/Son Basketball Clinic with Stephen & Paul Silas...Additionally, went Trick-or-Treating in a local neighborhood with Mickael Pietrus on Halloween Night to help promote the opening of the regular season...Favorite movie is *The Shawshank Redemption*...Favorite sports movie is *Remember the Titans*...Favorite TV show is *Family Guy*...Is a fan of both the Minnesota Twins and Vikings...Played football first two years of high school...Wears size 16 Nike basketball shoes.







**POSITION** Center

**HEIGHT** 6-10

**WEIGHT** 280

**BIRTHDATE** 11/10/84

**BIRTHPLACE** Nederland, TX

**HIGH SCHOOL** Clifton J. Ozen HS  
(Beaumont, TX)

**YEARS** Starting 6th

**DRAFTED** Memphis Grizzlies,  
First Round, 27th Pick,  
2003 NBA Draft

# KENDRICK PERKINS

## CAREER STATISTICS

### NBA REGULAR SEASON RECORD

YEAR TEAM	G-GS	MIN	FGM-FGA	PCT	FG3-FG3A	PCT	FT-FTA	PCT	OFF-DEF-TOT	AST	PF-DQ	STL	TO	BS	PTS	AVG
03-04 Boston	10-0	35	8-15	.533	0-0	---	6-9	.667	5-9-14	3	6-0	0	5	2	22	2.2
04-05 Boston	60-3	548	56-119	.471	0-0	---	37-58	.638	53-123-176	21	98-1	9	43	37	149	2.5
05-06 Boston	68-40	1332	137-266	.515	0-2	.000	80-130	.615	140-264-404	69	199-3	21	107	105	354	5.2
06-07 Boston	72-53	1576	132-269	.491	0-3	.000	60-100	.600	113-259-372	94	214-0	23	113	96	324	4.5
07-08 Boston	78-78	1912	214-349	.613	0-1	.000	114-183	.623	145-329-474	84	242-3	31	125	114	542	6.9
<b>TOTALS</b>	<b>288-174</b>	<b>5404</b>	<b>547-1017</b>	<b>.538</b>	<b>0-6</b>	<b>.000</b>	<b>297-480</b>	<b>.619</b>	<b>456-984-1440</b>	<b>271</b>	<b>759-7</b>	<b>84</b>	<b>393</b>	<b>354</b>	<b>1391</b>	<b>4.8</b>

### NBA PLAYOFF RECORD

YEAR TEAM	G-GS	MIN	FGM-FGA	PCT	FG3-FG3A	PCT	FT-FTA	PCT	OFF-DEF-TOT	AST	PF-DQ	STL	TO	BS	PTS	AVG
04-05 Boston	6-0	28	4-5	.800	0-0	---	1-3	.333	3-3-6	0	7-0	0	3	3	9	1.5
07-08 Boston	25-25	631	62-106	.585	0-1	.000	40-59	.678	52-101-153	13	91-1	15	31	32	164	6.6
<b>TOTALS</b>	<b>31-25</b>	<b>659</b>	<b>66-111</b>	<b>.595</b>	<b>0-1</b>	<b>.000</b>	<b>41-62</b>	<b>.661</b>	<b>55-104-159</b>	<b>13</b>	<b>98-1</b>	<b>15</b>	<b>34</b>	<b>35</b>	<b>173</b>	<b>5.6</b>

## CAREER HIGHS

### CAREER REGULAR SEASON SINGLE-GAME HIGHS

Minutes	46, 03/28/07 Orlando at Boston
Field Goals	9, 01/21/08, Boston at New York
Field Goal Attempts	13, 04/04/07, Boston at Milwaukee
Three Point Field Goals	None
Three Point Attempts	1, 01/05/08, Boston at Detroit (Six Times)
Free Throws	7, 03/21/07 Charlotte at Boston
Free Throw Attempts	8, 01/25/08, Boston vs. Minnesota (Four Times)
Offensive Rebounds	8, 02/03/06 LA Clippers at Boston (Twice)
Defensive Rebounds	14, 03/05/08, Boston vs. Detroit
Total Rebounds	20, 03/05/08, Boston vs. Detroit
Assists	6, 03/02/08, Boston vs. Atlanta
Steals	3, 04/15/07, Boston at Orlando (Twice)
Turnovers	6, 04/13/07 Milwaukee at Boston
Blocks	6, 03/10/08, Boston at Philadelphia (Three Times)
Points	24, 01/21/08, Boston at New York

### CAREER POSTSEASON SINGLE-GAME HIGHS

Minutes	41, 05/30/08, Boston at Detroit
Field Goals	8, 05/28/08, Detroit at Boston
Field Goal Attempts	11, 05/28/08, Detroit at Boston
Three Point Field Goals	None
Three Point Attempts	1, 04/20/08, Atlanta at Boston
Free Throws	6, 04/26/08, Boston at Atlanta
Free Throw Attempts	6, 05/10/08, Boston at Cleveland (Twice)
Offensive Rebounds	5, 05/28/08, Detroit at Boston
Defensive Rebounds	11, 05/28/08, Detroit at Boston
Total Rebounds	16, 05/28/08, Detroit at Boston
Assists	2, 05/16/08, Boston at Cleveland (Twice)
Steals	3, 06/10/08, Boston at LA Lakers (Twice)
Turnovers	3, 05/28/08, Detroit at Boston (4 Times)
Blocks	5, 05/04/08, Atlanta at Boston
Points	18, 05/28/08, Detroit at Boston



**2007-08 SEASON:** Averaged career-high 6.9 points, 6.1 rebounds and 1.44 blocks in 24.5 minutes per game...Led team in rebounding 18 times and scoring three times...Ranked 19th in the NBA in blocks...Scored 21 points against the L.A. Lakers on 11/23...Scored a career-high 24 points on 9-of-12 shooting against the N.Y. Knicks on 1/21...Scored in double-figures 15 times...Recorded five double-doubles...Averaged 9.7 points and 10.2 rebounds to go along with 2.54 blocks during the month of March...Finished with a team-high field goal percentage of 61.3% (214-349) but failed to qualify for the league leaders in the category...**PLAYOFFS:** Averaged 6.6 points, 6.1 rebounds and 1.28 blocks in 25.2 minutes per game during the playoffs...Missed one game due to a left shoulder strain (6/15)...Recorded three double-doubles...Grabbed 16 boards to go along with 18 points and two blocks in Game 5 of the ECF...Grabbed 10-plus rebounds four times...Netted 10 or more points seven times.

**PROFESSIONAL CAREER: 2006-07:** Averaged 4.5 points, 5.0 boards and 1.36 blocks in 21.4 minutes per game...Rejected four shots and tied a career-high of three steals at ORL (4/15)...Scored 11 points, grabbed 12 boards and rejected four shots in a career-high 46 minutes vs. ORL (3/28)...Scored 13 points and grabbed 11 boards for his fourth double-double vs. CHA (3/21)...Scored 12 points and grabbed 12 boards for his third double-double vs. ATL (3/14)...Scored eight points and grabbed 10 boards at CHI (3/13)...Collected his second double-double scoring a season-high 15 points and grabbing a season-high 12 boards vs. ATL (1/24)...Swiped a career-high three steals at MEM (1/5)...Rejected a season-high five shots vs. NJ (11/29)...Scored 12 points, grabbed eight boards and swatted four shots vs. IND (11/15)...Had his first double-double of the season scoring 12 points and grabbing 11 boards at CLE (11/11)...Scored 10 points, grabbed four boards and rejected four shots vs. Utah (11/10). **2005-06:** Averaged 5.2 points, 5.9 boards and 1.5 blocks in 19.6 minutes per game...Recorded career-highs in every major statistical category...Recorded 10+ points 11 times and 10+ boards 12 times...Recorded 4 double-doubles...Led the team in rebounding 18 times...Matched career-highs with 17 points and 6 blocks vs. New York (04/09)...Grabbed 14 boards and blocked 5 shots vs. Chicago (03/26)...Blocked a career-high 6 shots at Orlando (02/04)...Recorded 4th double-double with 11 points and 11 boards vs. the L.A. Clippers (02/03)...Recorded 3rd double-double with 13 points and 11 boards to go with 5 blocks vs. Sacramento (01/27)...Scored a career-high 17 points and grabbed 6 boards vs. Minnesota (01/18)...Scored 10 points and grabbed 8 boards at Detroit (01/16)...Recorded a double-double with 10 points and 11 boards at Philadelphia (01/13)...Scored 5 points and grabbed 11 boards at Washington (01/07)...Grabbed 10 boards at San Antonio (12/09)...Scored 12 points and grabbed a career-high 19 boards vs. Philadelphia (11/30)...Scored 7 points and grabbed 6 boards in first start of the season vs. Charlotte (11/25)...Grabbed 10 boards at Charlotte (11/05). **2004-05:** Averaged 2.5 points and 2.9 boards in 9.1 minutes per game...Grabbed 10+ boards once...Played 10+ minutes 25 times...Matched a career-high with 8 points and grabbed 4 boards vs. New Jersey (04/20)...Scored 7 points and grabbed 7 boards vs. New York (02/11)...Scored a career-high 8 points and grabbed 5 boards at Minnesota (02/06)...Scored 6 points at Atlanta (01/22)...Scored 5 points, grabbed 5 boards and dished out 3 assists vs. Orlando (01/10)...Blocked a career-high 5 shots at Chicago (01/08)...Scored 4 points and grabbed a career-high 13 boards in a career-high 25 minutes vs. New York (12/22)...Scored 2 points and grabbed 3 boards in first appearance of the season at New York (11/06). **PLAYOFFS:** Appeared in six games for the Celtics, averaging 1.5 points and 1.0 rebound in 4.7 minutes per game. **2003-04:** Averaged 2.2 points and 1.4 rebounds in 3.5 minutes per game in 10 appearances...Activated from the Injured List (02/26)...Placed on the Injured List (02/19 - back spasms)...Activated from the Injured list (01/23)...Scored 5 points vs. Minnesota (12/15)...Activated from the Injured List (12/13)...Placed on the Injured List (11/28 - right knee tendonitis)...Activated from the Injured List (11/14)...Placed on the Injured List (10/27 - with Bilateral Infrapatellar Tendonitis).



**HOW ACQUIRED:** Draft rights acquired from Memphis, along with the draft rights to Marcus Banks, in exchange for the draft rights to Troy Bell and Dahntay Jones on June 26, 2003.

**HIGH SCHOOL CAREER:** Named to *Parade* All-America High School Boys Basketball First Team... Named *USA Today* High School Boys Basketball All-USA Second Team... Named a 2003 McDonald's High School All-America (scored 6 points, grabbed 5 rebounds and blocked 2 shots in the 2003 McDonald's High School All-America Game)... Led Ozen High School to a 96-3 record over his final three high school seasons... Ozen captured four consecutive District Championships and won the state 4A title his sophomore season... Was named All-State for three consecutive seasons beginning with his sophomore season... Averaged 27.5 points, 16.4 rebounds and 7.8 blocks per game his senior season as he led Ozen to a 33-1 record.

**PERSONAL:** Full name is Kendrick Le'Dale Perkins...Nickname is "Perk"...Favorite movie is *Next Friday*...Favorite television show is *Fresh Prince of Bel Air*...Favorite actor is Will Smith...Enjoys listening to 50 Cent...Wears a size 17 sneaker...Favorite sport besides basketball is football...Most influential person in his basketball career was his high school coach, Andre Bouette, a former collegiate player at North Texas from 1983-1986...Favorite athlete growing up was Michael Jordan...Participated in Celtics Stay in School and Read to Achieve initiatives including a creative play...Supported the National Braille Press' Hands On! Books for Blind Children Event...Supported the Massachusetts Society for Prevention of Cruelty to Children (MSPCC) at their Annual Gala.





**POSITION** Guard

**HEIGHT** 6-7

**WEIGHT** 235

**BIRTHDATE** 10/13/77

**BIRTHPLACE** Oakland, CA

**HIGH SCHOOL** Inglewood HS  
(Inglewood, CA)

**COLLEGE** Kansas

**YEARS** Starting 11th

**DRAFTED** Boston Celtics,  
First Round, 10th Pick,  
1998 NBA Draft

# PAUL PIERCE



## CAREER STATISTICS

### NBA REGULAR SEASON RECORD

YEAR TEAM	G-GS	MIN	FGM-FGA	PCT	FG3-FG3A	PCT	FT-FTA	PCT	OFF-DEF-TOT	AST	PF-DO	STL	TO	BS	PTS	AVG
98-99 Boston	48-47	1632	284-647	.439	84-204	.412	139-195	.713	117-192-309	115	139-1	82	113	50	791	16.5
99-00 Boston	73-72	2583	486-1099	.442	96-290	.343	359-450	.798	83-313-396	221	237-5	152	178	62	1427	19.5
00-01 Boston	82-82	3120	687-1513	.454	147-384	.383	550-738	.745	94-428-522	253	251-3	138	262	69	2071	25.3
01-02 Boston	82-82	3302	707-1598	.442	210-520	.404	520-643	.809	81-485-566	261	237-1	154	241	86	2144	26.1
02-03 Boston	79-79	3096	663-1592	.416	118-391	.302	604-753	.802	106-472-578	349	227-2	139	288	62	2048	25.9
03-04 Boston	80-80	3099	602-1497	.402	115-384	.299	517-631	.819	69-453-522	410	234-3	131	303	52	1836	23.0
04-05 Boston	82-82	2960	556-1223	.455	108-292	.370	549-668	.822	78-461-539	348	255-1	133	230	39	1769	21.6
05-06 Boston	79-79	3084	689-1462	.471	111-314	.354	627-812	.772	77-453-530	375	223-3	107	273	34	2116	26.8
06-07 Boston	47-46	1740	373-850	.439	107-275	.389	320-402	.796	39-238-277	194	122-0	48	152	13	1173	25.0
07-08 Boston	80-80	2874	509-1098	.464	143-365	.392	409-485	.843	53-358-411	363	199-0	102	221	35	1570	19.8
<b>TOTALS</b>	<b>732-729</b>	<b>27490</b>	<b>5556-12579</b>	<b>.442</b>	<b>1239-3409</b>	<b>.363</b>	<b>4594-5777</b>	<b>.795</b>	<b>797-3853-4650</b>	<b>2889</b>	<b>2125-19</b>	<b>1185</b>	<b>2261</b>	<b>508</b>	<b>16945</b>	<b>23.1</b>

### NBA PLAYOFF RECORD

YEAR TEAM	G-GS	MIN	FGM-FGA	PCT	FG3-FG3A	PCT	FT-FTA	PCT	OFF-DEF-TOT	AST	PF-DO	STL	TO	BS	PTS	AVG
01-02 Boston	16-16	672	122-303	.403	30-104	.288	120-157	.764	27-110-137	66	52-0	27	61	20	394	24.6
02-03 Boston	10-10	445	77-193	.399	16-45	.356	101-117	.863	11-79-90	67	38-0	21	44	8	271	27.1
03-04 Boston	4-4	162	26-76	.342	5-17	.294	26-31	.839	6-29-35	10	12-0	5	25	4	83	20.8
04-05 Boston	7-7	277	47-93	.505	7-27	.259	59-68	.868	7-47-54	32	18-0	13	19	10	160	22.9
07-08 Boston	26-26	990	163-370	.441	43-119	.361	142-177	.802	21-108-129	119	90-1	28	82	8	511	19.7
<b>TOTALS</b>	<b>63-63</b>	<b>2546</b>	<b>435-1035</b>	<b>.420</b>	<b>101-312</b>	<b>.324</b>	<b>448-550</b>	<b>.815</b>	<b>72-373-445</b>	<b>294</b>	<b>210-1</b>	<b>94</b>	<b>231</b>	<b>50</b>	<b>1419</b>	<b>22.5</b>

## CAREER HIGHS

### CAREER REGULAR SEASON SINGLE-GAME HIGHS

Minutes	54, 02/15/06, Boston vs. Cleveland
Field Goals	17, 02/15/06, Boston vs. Cleveland
Field Goal Attempts	36, 02/15/06, Boston vs. Cleveland
Three-Point Field Goals	8, 11/09/01, Boston vs. Seattle
Three-Point Attempts	14, 12/08/06, Boston vs. Phoenix (Twice)
Free Throws	20, 11/02/02, Boston at New York
Free Throw Attempts	24, 04/04/06, Boston at Toronto (Twice)
Offensive Rebounds	9, 04/09/99, Boston vs. Philadelphia
Defensive Rebounds	18, 11/01/06, Boston vs. NO/Okla. City
Rebounds	19, 11/01/06, Boston vs. NO/Okla. City
Assists	13, 04/04/04, Boston at Washington (Twice)
Steals	9, 12/03/99, Boston vs. Miami
Turnovers	12, 11/08/06, Boston vs. Charlotte
Blocks	5, 12/19/01, Boston vs. Cleveland
Points	50, 02/15/06, Boston vs. Cleveland

### CAREER POSTSEASON SINGLE-GAME HIGHS

Minutes	54, 05/12/2003, Boston vs. New Jersey
Field Goals	16, 05/03/2002, Boston vs. Philadelphia
Field Goal Attempts	25, 05/03/2002, Boston vs. Philadelphia (Twice)
Three-Point Field Goals	8, 05/03/2002, Boston vs. Philadelphia
Three-Point Attempts	10, 05/03/2002, Boston vs. Philadelphia (Twice)
Free Throws	21, 04/19/2003, Boston at Indiana
Free Throw Attempts	21, 04/19/2003, Boston at Indiana
Offensive Rebounds	4, 05/05/2002, Boston at Detroit
Defensive Rebounds	15, 05/12/2002, Boston vs. Detroit
Rebounds	17, 05/12/2002, Boston vs. Detroit
Assists	11, 05/07/2003, Boston at New Jersey
Steals	5, 04/23/2005, Boston vs. Indiana (Twice)
Turnovers	8, 04/17/2004, Boston at Indiana (Twice)
Blocked Shots	5, 04/30/2005, Boston at Indiana
Points	46, 05/03/2002, Boston vs. Philadelphia



**2007-08 SEASON:** Averaged 19.6 points, 5.1 rebounds, 4.5 assists and 1.28 steals in 35.9 minutes per game...Led the Celtics in scoring 32 times, in rebounds 10 times and in assists 25 times...Passed Sam Jones to become Celtics' sixth highest all-time scorer...Passed Dave Cowens for 10th all-time in games played...Passed Bill Russell and Bob Cousy for second all-time in C's history in free throws attempted...Passed Nate Archibald and Dave Cowens for eighth all-time in Celtics history in assists...Passed JoJo White for eighth in franchise history in minutes played...Passed Tommy Heinsohn, Dave Cowens and JoJo White for eighth all-time in franchise history in field goals attempted...Scored 31 points and grabbed 11 boards at Indiana (11/13)...Swiped five steals to go along with netting 26 points against Denver (11/7)...Won Eastern Conference Player of the Week twice during the month of December...Scored 20 or more points 28 times and 30+ points seven times...Recorded six double-doubles...Named to Eastern Conference All-Star team as a reserve, the sixth time in his career that he has been an All-Star...Scored 10 points and grabbed four boards in 13 minutes played during the All-Star Game...**PLAYOFFS:** Named 2008 NBA Finals MVP after averaging 21.8 points and 6.3 assists in 38.8 minutes per game...Scored 38 points in Game 5 of the Finals on 10-of-22 shooting and was 16-of-19 from the charity stripe...Also dished out eight assists...Scored 28 points and handed out eight assists in Game 2 of the Finals against Los Angeles...Scored 27 points in Game 6 of the ECF against Detroit...Scored 41 points on 13-of-23 shooting in Game 7 of the Semifinals against Cleveland...Scored 20-plus points 12 times and led the C's in scoring 11 times...Averaged 19.7 points, 5.0 rebounds, 4.6 assists and 1.08 steals in 38.1 minutes per game in the post-season.

**PROFESSIONAL CAREER: 2006-07:** Averaging 25.0 points, 5.9 boards and 4.1 assists in 37.0 minutes per game...Passed Bill Russell to become Celtics' seventh highest all-time scorer...Passed Danny Ainge for 10th most assists in franchise history...Passed Tommy Heinsohn for 10th most field goals made in Celtics' history...Passed Antoine Walker for 10th most minutes in Celtics history...Missed a career-high 35 games due to various injuries...Scored 32 points and grabbed seven boards vs. ORL (3/28)...Scored 30 points vs. DAL (3/23)...Scored 30 points and grabbed five boards at SA (3/17)...Scored 29 points and dished out eight assists at DAL (3/16)...Scored 32 points and dished out four assists vs. MIL (2/14)...Scored 27 points, grabbed nine boards and dished out five assists vs. MIN (3/4)...Scored 29 points at MIN (2/11)...Scored 27 points, grabbed eight boards and dished out five assists vs. GS (12/20)...Notched his fifth double-double of the season scoring 35 points and grabbing 11 boards at CHA (12/16)...Scored 38 points, grabbed eight boards and dished out nine assists vs. DEN (12/15)...Scored 31 points and grabbed seven boards at NY (12/11)...Hit game-winning shot at NJ (12/9)...Scored 36 points vs. PHO (12/8)...Scored 25 points and dished out four assists vs. MEM (12/6)...Collected 31 points, dished out five assists and swiped three steals vs. NJ (11/29)...Scored 34 points, grabbed seven boards and dished out seven assists at MIL (11/25)...Scored 28 points and grabbed 14 boards at CHA (11/22)...Scored a season-high 39 points and grabbed nine boards at NY (11/18)...Scored 30 points, grabbed nine boards and handed out four assists vs. Utah (11/10)...Collected 35 points, grabbed 13 boards and handed out six assists vs. CHA (11/8)...Grabbed 12 boards and scored 23 points vs. WAS (11/4)...Scored a game-high 29 points and grabbed a career-high 19 boards vs. NO/OKC (11/1). **2005-06:** Averaged 26.8 points, 6.7 boards, 4.7 assists and 1.4 steals in 39.0 minutes per game...26.8 points per game on 47.1 percent shooting from the field were both career-highs...Recorded 4th career 2,000 point season, matching him with Larry Bird for the most in franchise history...Finished 6th in the NBA in points per game...Topped his franchise records for free throws made and attempted in a season...Led the team in scoring 63 times, in rebounds 26 times and in assists 30 times...Recorded 17 double-doubles and one triple-double...Scored 36 points vs. Denver (03/12)...Recorded 1st of the season and 6th career triple-double with 31 points, 12 boards and 10 assists vs. Philadelphia (03/08)...Scored 39 points at the Lakers (02/26)...Scored 30+ points for the seventh time in eight games with 37 points at Portland (02/24)...Scored 30+ points for the 6th straight game with 30 points at Utah (02/21)...Scored a career-high 50 points, to go with 8 assists and 7 boards vs. Cleveland (02/15)...Scored 31 points vs. Orlando (02/12)...Scored 35 points and swiped a season-high 6 steals vs. Portland (02/10)...Scored 40 points vs. Phoenix (02/01)...Scored 31 points, dished out 10 assists and grabbed 8 boards vs. Charlotte (01/04)...Scored 43 points at Seattle (12/26)...Scored 23 points, dished out 10 assists and grabbed 9 boards vs. Milwaukee (12/16)...Scored 43 points and grabbed 11 boards vs. Chicago (12/02)...Scored 33 points at Atlanta (11/23)...Scored 24 points and grabbed a career-high-tying 15 boards at Cleveland (11/22)...Recorded a double-double with 26 points and 11 boards vs. Toronto (11/18)...Dished out 10 assists vs. Houston (11/13)...Scored 32 points at Charlotte (11/05)...Scored 30 points and grabbed 12 boards vs. New York (11/02). **2004-05:** Averaged 21.6 points, 6.6 boards, 4.2 assists and 1.6 steals in 36.1 minutes per game...Named Eastern Conference Player of the Week twice (for games played 1/31/05-2/6/05 and 3/7/05-3/13/05)...Named to the Eastern Conference All-Star Team for the fourth straight season...The Celtics were 6-5 when he scored 30+ points...Recorded 17 double-doubles and two triple-doubles...Led the team in scoring 46 times, rebounding 24 times and assists 24 times...Recorded 10+ rebounds 17 times...10+ assists 2 times...10+ free throws made 17 times...10+ free throws attempted 25 times...Scored 25 points and grabbed 11 boards at Toronto (04/17)...Scored 32 points at Milwaukee (04/13)...Scored a season-high 38 points and grabbed 12 boards vs. Detroit (03/11)...Scored 27 points and grabbed 10 boards vs. Atlanta (03/09)...Scored 32 points at Minnesota (02/06)...Recorded 2nd triple-double of the season with 28 points, 10 boards and 10 assists vs. New Jersey (02/02)...Scored 34 points vs. Phoenix




*continued on next page...*



**Paul Pierce** *continued from previous page.*

(01/28)...Scored 33 points at Charlotte (01/25)...Scored 21 points and matched a career-high with 15 boards vs. Atlanta (01/14)...Recorded first triple-double of the season with 19 points, 10 boards and a season-high 10 assists vs. New Orleans...Scored 34 points at Cleveland (12/18)...Scored 33 points at the Clippers (12/13)...Scored 37 points, on 18-for-20 from the foul line, vs. Washington (11/17)...Scored 28 points, grabbed 10 boards and dished out 8 assists at New York (11/06)...Scored 35 points, grabbed 13 boards and dished out 8 assists vs. Philadelphia (11/03). **PLAY-OFFS:** Appeared in and started all seven games for the Celtics, averaging 22.9 points, 7.7 rebounds, 4.6 assists and 1.9 steals per game...Scored 33 points in Game 2 vs. Indiana...Scored 30 points, grabbed 7 boards, dished out 8 assists and blocked 5 shots in the Celtics 110-79 win at Indiana in Game 4...Scored 20 points, grabbed 11 boards and dished out 6 assists in Game 6. **2003-04:** Averaged 23.0 points, 6.5 boards, 5.1 assists and 1.6 steals in 38.7 minutes per game...The Celtics were 13-4 when he scored 30+ and 1-0 when he scored 40+ points...Ranked 5th in the league in scoring average...Matched a career-high with 13 assists at Washington (4/4)...Scored 37 points and grabbed 12 boards at Washington (3/13)...Scored 35 points at Philadelphia (2/7)...Scored 25 points and grabbed 11 boards vs. Dallas (12/17)... Scored a season-high 41 points (team is 12-3 all-time when he scores 40+ points) and grabbed 9 boards at Cleveland (12/13)...Scored 33 points and grabbed 11 boards vs. Toronto (12/12)...Scored 36 points to go along with season-highs with 14 boards and 4 blocks vs. Seattle (12/10)...Recorded a double-double with 33 points and 10 assists at Denver (12/07)...Recorded 3rd career triple-double with 26 points, 10 boards and 10 assists vs. Milwaukee (11/28)...Became the fastest Celtic ever to score 10,000th career point vs. Indiana (3/12)...Recorded 19 double-doubles (team was 13-6 when he recorded a double-double)...Played in his 15,000th career minute vs. New Orleans (12/31)...Attempted 500+ free throws (631); made 500+ free throws (517); made 600+ (602) field goals; grabbed 500+ rebounds (522); tallied 110+ (115) 3-point field goals; made 130+ steals (131) and logged 3000+ minutes (3,099), marking the fourth consecutive season he has accomplished this feat...30+ points 17 times...40+ points once...10+ rebounds 14 times...10+ assists six times...40+ minutes 34 times...10+ free throws made 14 times...15+ free throws made three times...10+ free throws attempted 19 times...15+ free throws attempted six times...Led team in scoring 54 games; rebounding 27 games and assists 41 games. **PLAYOFFS:** Appeared in and started all four playoff games for the Celtics, averaging 20.8 points and 8.8 rebounds per game...Recorded a double-double with 20 points and 10 boards in Game 1 vs. Indiana. **2002-03:** Averaged 25.9 points, 7.3 boards and 4.4 assists in 39.2 minutes per game... Scored 8 points in 18 minutes in the 2003 All-Star Game... Named Eastern Conference Player of the Week for games played 1/20-1/26... Named Eastern Conference Player of the Week for games played 12/2-12/8... Broke franchise record and led the league in free throws made and attempted shooting 604-for-753... Ranked fifth in the league in points per game and tied for seventh in the league in steals per game... Logged a career-high 578 rebounds and a career-high 349 assists... Led the team in scoring 56 times, in rebounding 28 times and in assists 36 times... Had 61 20+ points games, 26 30+ points games and 5 40+ point games... Had 18 10+ rebound games... Had 35 5+ assist games... Had 21 3+ steal games... Recorded a career-high 20 double-doubles... DND due to a sore lower back versus Toronto (2/28 & 3/2)... NWT due to a sore lower back versus Los Angeles Clippers (3/7)... Recorded first career triple-double with 27 points, 13 boards and a career-high 13 assists versus Orlando (1/26)... Scored a season-high 46 points, going 20-for-21 from the foul line versus New York (11/02)... Scored 45 points and grabbed 10 boards versus Denver (1/24)... Scored 40 points versus Philadelphia (1/20)... Scored 37 points while matching a career-high 15 rebounds versus Chicago (12/16)... Recorded 4th consecutive double-double versus Atlanta (11/23), scoring 31 points and grabbing 10 boards... Recorded 3rd consecutive double-double, scoring 36 points and grabbing 14 boards versus Atlanta (11/22)... Recorded third double-double of the season scoring 18 points and grabbing 13 boards versus New Jersey (11/20)... Scored 28 points, while grabbing 12 boards versus Milwaukee (11/16). **PLAYOFFS:** Led the Celtics in scoring and assists in both rounds of the playoffs... Averaged 29.0 points, 8.8 rebounds and 7.8 assists in round two versus New Jersey... Recorded his first career playoff triple-double with 32 points, 10 rebounds and 11 assists in Game 2 of the second round at New Jersey... Shot an NBA playoff record 21-for-21 from the foul line in Game 1 of the first round at Indiana... Broke the franchise playoff record for points in a half with 32 in the second half of Game 4 in the first round versus Indiana... Grabbed 10+ rebounds six times. **2001-02:** Signed a multi-year contract extension on 08/01/01... Scored 19 points and grabbed seven rebounds in 23 minutes at the 2002 NBA All-Star Game (2/10), his first All-Star appearance... Named NBA Eastern Conference Player of the Week twice (12/2 & 4/7)... Named Eastern Conference Co-Player of the Month twice, once in April and once with teammate Antoine Walker for December... Only Celtic to start and appear in all 82 games, led team in most offensive categories, posting averages of 26.1 points, 6.9 rebounds, 3.2 assists and 1.88 steals... First Celtic in team history to finish as the league leader in total points scored





(2,144)... Led the team in scoring 52 times, in rebounds 16 times and in assists 12 times... Had 67 20+ point games... Had 33 30+ point games this season... Had one 40+ point game... Had 38 7+ rebound games... Had 24 5+ assist games... Had 23 3+ steal games... Had six 5+ steal games... Had 7 3+ block games. **PLAYOFFS:** Led the team in scoring in three rounds of the postseason... Averaged 30.2 points, 8.6 rebounds, 4.2 assists and 1.8 steals in the five game series against Philadelphia... Was among the NBA league leaders in postseason scoring (394, 3rd), 3-pointers made (30, 3rd), total assists (66, 9th), double-doubles (7, 5th) and steals (27, 6th)... Averaged 24.6 ppg including a 46-point performance in a decisive Game 5 victory against Philadelphia... Tallied a team playoff high of 17 rebounds in Game 4 of the Eastern Conference semifinals versus Detroit... Sparked the Celtics amazing comeback in Game 3 of the Eastern Conference Finals against New Jersey, scoring 21 of his game-high 28 points in the second half, 19 of which came in the fourth quarter. **2000-01:** Only Celtic to start all 82 games... Became the first Celtic to score 2,000 points since Larry Bird completed the feat in 1987-88... Set the team record for free throws attempted in a season (738)... Led the team and finished eighth in the league in points per game (25.3), fourth in total points (2071)... Finished second on the team and ninth in the league in steals per game (1.68)... Finished third in the league in both free throws made and attempted... Led the team in scoring 43 times, rebounds 19 times, assists 13 times and minutes played 20 times... Played 40+ minutes 35 times... Scored 40+ points eight times... Scored 30+ points 23 times... Scored 20+ points 60 times... Grabbed 5+ rebounds 58 times... Was named NBA Player of the Month for March 2001, averaging 30.3 points, 7.2 rebounds, 3.4 assists and 1.60 steals for the month... Was named NBA Player of the Week for the week of March 19... Posted consecutive 40+ point games when he scored 42 points in 36 minutes at Phoenix (3/15) and scored 42 points in 38 minutes versus L.A. Lakers (3/13). **1999-00:** Played in 73 games (72 starts) in his second NBA season... His 19.5 points and 35.4 minutes per game were second-best on the team... Averaged 5.4 boards and 3.0 assists per game... His 2.08 steals per game average ranked him second in the NBA... Scored 10+ points 69 times... Scored 20+ points 33 times... 30+ points seven times... Grabbed 10+ rebounds six times... Notched 3+ steals 24 times... Played 40+ minutes 19 times... Recorded six double-doubles... Activated from Injured List on 12/26 after missing seven games (placed on the IL 12/12 with a sprained left ankle)... DND (at Orlando on 1/26 and at Miami on 1/25) due to strained hamstring. **1998-99:** Had a tremendous rookie campaign with Boston... Started 47 of 48 games he appeared in and averaged 16.5 points, 6.4 rebounds and 1.71 steals in 34.0 minutes per game... Ranked 10th in the NBA in three-point field goal percentage (.412) and three-point field goals made (84)... Finished 19th in the league in steals per game... Among qualifying NBA rookies, ranked second in points per game, three-point field goal percentage, steals and rebounding, third in blocked shots (1.04) and field goal percentage (.439, 284-for-647), fourth in minutes per game, fifth in assists and 10th in free throw percentage (.713, 139-for-195)... Captured Schick Rookie of the Month honors for February when he led the NBA in steals (2.73), led all rookies in points per game (20.4) and added 7.1 rebounds, 2.4 assists and 1.45 blocked shots... 30+ points two times... 20+ points 19 times... 10+ points 37 times... Tallied double-figures in 38 of 48 games... Was Boston's top scorer 16 times... Posted three double-doubles... Sat out two games with a sprained right ankle (3/11 at Atlanta, 3/12 at Detroit).

**COLLEGE CAREER:** An early entry candidate for the 1997 NBA Draft... Left the University of Kansas following his junior season... Was named first team All-American by the Associated Press following his junior year with the Jayhawks... Captured Most Valuable Player honors of the Big 12 Conference Tournament in 1997 and 1998... Ranks as the fifth-leading scorer in Kansas history (1,786 pts.) and 11th on the all-time rebounds list (676)... Scored 777 points in 1997-98 – the fifth-most single-season point total in Jayhawks' history... Named Associated Press First Team All-American and a finalist for the 1998 John Wooden and Naismith awards... Selected First Team All-Big 12 Conference by both the AP and Coaches... Won Most Valuable Player honors in both the Preseason NIT and the Big 12 Conference Tournament... Captured the first of two Big-12 Conference Tournament Most Valuable Player awards after averaging 21.7 points and guiding Kansas to the inaugural tournament championship... During summer of 1996, earned a spot on the roster of the USA's Under 22 team and helped USA go unbeaten in World Championship-qualifying tournament in Puerto Rico... Honored as the Big Eight Co-Freshman of the Year with Colorado's Chauncey Billups... Became the first Jayhawk freshman since Danny Manning to score 30 points when he poured in 30 against East Tennessee State on Jan. 4... Was team's top scorer in NCAA Tournament (12.8 ppg)... Earned honorable mention All-Big Eight honors and was selected second team Freshman All-American by *Basketball Weekly*.

**PERSONAL:** Nickname is "The Truth" which was given to him by Shaquille O'Neal... Son of Lorraine Hosey... Was a member of the USA Basketball team that competed in the 2002 World Basketball Championship... Received the 2002 Home Team Community Service Award – a \$50,000 grant to the charity of his choice – for his volunteer activities, community service, and impact in the Boston area... Enjoys listening to Michael Jackson and Snoop Dogg... Lists *Pulp Fiction* as his favorite movie and Samuel Jackson as his favorite actor... Would like to travel the world when his basketball career is over... Lists being drafted by the Celtics as his most memorable basketball moment... Wears a size 15 sneaker... Majored in Crime and Delinquency Studies at Kansas... Favorite sports other than basketball are football and tennis... Lists Earvin "Magic" Johnson as his favorite athlete growing up. Established The Truth Fund, his own charitable foundation, in 2002... Is an active supporter of Tufts-New England Medical Center... Was honored by Tufts-New England Medical Center by the opening of the Paul Pierce Center for Minimally Invasive Surgery at New England Medical Center in 2007... Sponsors/hosts Annual Thanksgiving Dinner for single mothers and their children... Is the Official Celtics Read to Achieve spokesperson, and member of the NBA's All-Star Reading Team... Spokesperson for Celtics Heroes Among Us program, posing with awardees at each Celtics home game... Represented team at Celtics License Plate unveiling at Children's Hospital... Co-hosts LA STARS with Baron Davis and Gilbert Arenas, which is a celebrity infused sports and fashion weekend to raise funds for charity, and continues Earvin "Magic" Johnson's charity game for Los Angeles area charities.





**POSITION** Forward

**HEIGHT** 6-8

**WEIGHT** 240

**BIRTHDATE** 01/22/84

**BIRTHPLACE** Oakland, CA

**HIGH SCHOOL** Oakland Tech HS  
(Oakland, CA)

**COLLEGE** California

**YEARS** Starting 3rd

**DRAFTED** Denver Nuggets,  
Second Round, 49th Pick,  
2006 NBA Draft

# LEON POWE



## CAREER STATISTICS

### NBA REGULAR SEASON RECORD

YEAR TEAM	G-GS	MIN	FGM-FGA	PCT	FG3-FG3A	PCT	FT-FTA	PCT	OFF-DEF-TOT	AST	PF-DO	STL	TO	BS	PTS	AVG
06-07 Boston	63-2	720	79-177	.446	0-2	.000	106-144	.736	97-118-215	10	104-2	14	47	22	264	4.2
07-08 Boston	56-5	809	154-269	.572	0-1	.000	137-193	.710	95-132-227	15	127-1	15	43	16	445	7.9
<b>TOTALS</b>	<b>119-7</b>	<b>1529</b>	<b>233-446</b>	<b>.522</b>	<b>0-3</b>	<b>.000</b>	<b>243-337</b>	<b>.721</b>	<b>192-250-442</b>	<b>25</b>	<b>231-3</b>	<b>29</b>	<b>90</b>	<b>38</b>	<b>709</b>	<b>6.0</b>

### NBA PLAYOFF RECORD

YEAR TEAM	G-GS	MIN	FGM-FGA	PCT	FG3-FG3A	PCT	FT-FTA	PCT	OFF-DEF-TOT	AST	PF-DO	STL	TO	BS	PTS	AVG
07-08 Boston	23-1	270	36-73	.493	0-0	---	44-66	.667	32-30-62	4	45-0	0	12	3	116	5.0
<b>TOTALS</b>	<b>23-1</b>	<b>270</b>	<b>36-73</b>	<b>.493</b>	<b>0-0</b>	<b>---</b>	<b>44-66</b>	<b>.667</b>	<b>32-30-62</b>	<b>4</b>	<b>45-0</b>	<b>0</b>	<b>12</b>	<b>3</b>	<b>116</b>	<b>5.0</b>

## CAREER HIGHS

### CAREER REGULAR SEASON SINGLE-GAME HIGHS

Minutes	38, 02/13/08, Boston vs. New York
Field Goals	9, 04/16/08, Boston vs. New Jersey
Field Goal Attempts	16, 04/16/08, Boston vs. New Jersey
Three Point Field Goals	None
Three Point Attempts	1, 03/20/08, Boston at Dallas (Three Times)
Free Throws	12, 04/05/08, Boston at Charlotte
Free Throw Attempts	13, 04/16/08, Boston vs. New Jersey (Three Times)
Offensive Rebounds	6, 03/30/08, Boston vs. Miami (Five Times)
Defensive Rebounds	8, 01/29/08, Boston at Miami (Four Times)
Total Rebounds	13, 03/30/08, Boston vs. Miami (Five Times)
Assists	3, 04/13/2007, Milwaukee at Boston
Turnovers	3, 03/30/08, Boston vs. Miami (Seven Times)
Blocks	2, 03/07/08, Boston vs. Chicago (Six Times)
Points	27, 04/16/08, Boston vs. New Jersey

### CAREER POSTSEASON SINGLE-GAME HIGHS

Minutes	28, 05/08/08, Cleveland at Boston
Field Goals	6, 06/08/08, LA Lakers at Boston
Field Goal Attempts	8, 04/30/08, Atlanta at Boston (Twice)
Free Throws	9, 06/08/08, LA Lakers at Boston
Free Throw Attempts	13, 06/08/08, LA Lakers at Boston
Offensive Rebounds	5, 04/30/08, Atlanta at Boston
Defensive Rebounds	4, 06/12/08, Boston at LA Lakers
Total Rebounds	7, 05/08/08, Cleveland at Boston (Twice)
Assists	1, 05/10/08, Boston at Cleveland (4 times)
Turnovers	2, 04/30/08, Atlanta at Boston (3 times)
Blocks	2, 04/20/08, Atlanta at Boston
Points	21, 06/08/08, LA Lakers at Boston



**2007-08 SEASON:** Averaged 7.9 points and 4.1 rebounds in 14.5 minutes per game...Points per game average and minutes averaged increased every month during the season...Finished April averaging 13.7 points in 22.3 minutes per game...Scored 10 points and six boards off the bench against PHI on 1/18...Scored 25 points and grabbed 11 boards off the bench against Miami on 1/29...Averaged 8.4 points while shooting .650 from the floor during the month of January in eight contests...Averaged 9.9 points and 5.1 rebounds after January 29...Recorded four double-doubles...Scored in double-figures 20 times and 20 or more points four times...Recorded a career-high 27 points and 11 rebounds in the final game of the season against the Nets (4/16)...**PLAYOFFS:** Averaged 5.0 points and 2.7 rebounds in 11.7 minutes per game...Scored post-season career-high 21 points in 15 minutes off the bench in Game 2 of the NBA Finals...Scored 11 points and grabbed seven boards in Game 2 of the Semifinals against Cleveland...Scored 12 points in Game 7 of the First Round against Atlanta.

**PROFESSIONAL CAREER: 2006-07:** Averaged 4.2 points and 3.4 boards in 11.4 minutes per game... Scored 18 points and had three assists vs. MIL (4/13)...Scored a career-high 19 points at ATL (4/10)...Scored 15 points at IND (4/7)...Got his first career double-double scoring 10 points and grabbing 11 boards vs. MIA (4/6)...Grabbed 11 boards at MIL (4/4)...Scored 11 points and grabbed seven boards vs. CHI (3/11)...In his first career start scored 10 points and grabbed nine boards at Utah (2/24)...Grabbed a career-high 12 boards vs. TOR (1/12)...Scored seven points and grabbed seven boards vs. IND (1/10)...Grabbed six boards and swatted two shots at CHI (12/4)...Scored five points and grabbed four boards vs. IND (11/15)...Scored 10 points, grabbed seven boards and rejected two shots in his first playing time of the season vs. ORL (11/13).

**COLLEGE CAREER: 2005-06:** Led the Pac-10 in scoring (20.5 points per game) and rebounding (10.1 rebounds per game), becoming only the sixth player in league history to accomplish the feat...Earned All-Pac-10 honors...Selected a pre-season candidate Wooden All-American team...Consensus Second Team All-American by the Associated Press...Was one of only three players in the nation to average a double-double...Set school single-season records for free throws made (194) and attempted (270)...Career-high 41 points on 14-for-17 shooting in a double-overtime win over Oregon in the Pac-10 semifinals tournament...

**2004-05:** Sat out the 2004-05 season as a medical red shirt while recovering from a pair of knee surgeries...Named MVP of the San Francisco Pro-Am league in the summer of 2005 when he averaged 33 points per game and 11 rebounds per game...Averaged 23.6 points per game and 10.4 rebounds per game in five games during Cal's summer trip to Italy, with a high of 37 points vs. the Belgian team, Liege...

**2003-04:** Earned All-Pac-10 honors...Earned Pac-10 Freshman of the Year...Became the first freshman in history to lead the Pac-10 in rebounding...First Golden Bear freshman to be named team MVP and pace Cal in both scoring and rebounding...Holds the freshman rebounding record of 9.5 per game... Led the Pac-10 with 14 double-doubles...Opened his career with five consecutive double-doubles and finished the year with seven in the final 12 games...Set his career-high with 15 boards in the Pac-10 opener vs. Washington...Voted MVP of the Golden Bear Classic...Voted Pac-10 Player of the Week Jan. 26 after that UCLA effort and 14-points, 8 rebounds against USC.


**2003-04:** Earned All-Pac-10 honors...Earned Pac-10 Freshman of the Year...Became the first freshman in history to lead the Pac-10 in rebounding...First Golden Bear freshman to be named team MVP and pace Cal in both scoring and rebounding...Holds the freshman rebounding record of 9.5 per game... Led the Pac-10 with 14 double-doubles...Opened his career with five consecutive double-doubles and finished the year with seven in the final 12 games...Set his career-high with 15 boards in the Pac-10 opener vs. Washington...Voted MVP of the Golden Bear Classic...Voted Pac-10 Player of the Week Jan. 26 after that UCLA effort and 14-points, 8 rebounds against USC.

**HOW ACQUIRED:** Draft rights acquired from the Denver Nuggets in exchange for a future second round draft pick on June 28, 2006.

**PERSONAL:** Full name is Leon Powe, Jr...Born in Berkeley, California... Nickname is "The Show"...In May 2003, received an award from the Alameda County Board of Supervisors that recognizes the accomplishments of foster care children...Was a social welfare major at California.







**POSITION** Guard

**HEIGHT** 6-1

**WEIGHT** 171

**BIRTHDATE** 02/22/86

**BIRTHPLACE** Louisville, KY

**HIGH SCHOOL** Oak Hill Academy  
(Mouth of Wilson, VA)

**COLLEGE** Kentucky

**YEARS** Starting 3rd

**DRAFTED** Phoenix Suns,  
First Round, 21st Pick,  
2006 NBA Draft

# RAJON RONDO



## CAREER STATISTICS

### NBA REGULAR SEASON RECORD

YEAR TEAM	G-GS	MIN	FGM-FGA	PCT	FG3-FG3A	PCT	FT-FTA	PCT	OFF-DEF-TOT	AST	PF-DO	STL	TO	BS	PTS	AVG
06-07 Boston	78-25	1831	188-450	.418	6-29	.207	119-184	.647	74-218-292	297	181-1	128	137	8	501	6.4
07-08 Boston	77-77	2905	351-713	.492	5-19	.263	107-175	.611	78-244-322	393	187-1	129	147	13	814	10.6
<b>TOTALS</b>	<b>155-102</b>	<b>4736</b>	<b>539-1163</b>	<b>.463</b>	<b>11-48</b>	<b>.229</b>	<b>226-359</b>	<b>.628</b>	<b>152-462-614</b>	<b>690</b>	<b>368-2</b>	<b>257</b>	<b>284</b>	<b>21</b>	<b>1315</b>	<b>8.5</b>

### NBA PLAYOFF RECORD

YEAR TEAM	G-GS	MIN	FGM-FGA	PCT	FG3-FG3A	PCT	FT-FTA	PCT	OFF-DEF-TOT	AST	PF-DO	STL	TO	BS	PTS	AVG
07-08 Boston	26-26	831	107-263	.407	5-20	.250	47-68	.691	39-68-107	172	74-0	45	47	8	266	10.2
<b>TOTALS</b>	<b>26-26</b>	<b>831</b>	<b>107-263</b>	<b>.407</b>	<b>5-20</b>	<b>.250</b>	<b>47-68</b>	<b>.691</b>	<b>39-68-107</b>	<b>172</b>	<b>74-0</b>	<b>45</b>	<b>47</b>	<b>8</b>	<b>266</b>	<b>10.2</b>

## CAREER HIGHS

### CAREER REGULAR SEASON SINGLE-GAME HIGHS

Minutes	47	03/11/07, Chicago at Boston
Field Goals	11	04/14/08, Boston at New York
Field Goal Attempts	18	03/17/08, Boston at San Antonio
Three-Point Field Goals	2	12/23/07, Boston vs. Orlando
Three-Point Attempts	3	02/14/07, Milwaukee at Boston (Twice)
Free Throws	9	01/12/07, Toronto at Boston
Free Throw Attempts	12	01/12/07, Toronto at Boston
Offensive Rebounds	6	01/31/08, Boston vs. Dallas
Defensive Rebounds	13	03/17/07, Boston at San Antonio
Total Rebounds	14	03/17/07, Boston at San Antonio
Assists	16	02/29/08, Boston vs. Charlotte
Steals	7	04/07/07, LA Lakers at Boston
Turnovers	7	04/01/08, Boston at Chicago
Blocks	3	02/13/08, Boston vs. New York
Points	24	02/06/08, Boston vs. LA. Clippers

### CAREER POSTSEASON SINGLE-GAME HIGHS

Minutes	46	05/28/08, Detroit at Boston
Field Goals	9	05/14/08, Cleveland at Boston
Field Goal Attempts	20	06/17/08, LA Lakers at Boston
Three-Point Field Goals	2	05/14/08, Cleveland at Boston
Three-Point Attempts	3	05/14/08, Cleveland at Boston (Twice)
Free Throws	7	06/05/08, LA Lakers at Boston (Twice)
Free Throw Attempts	10	06/05/08, LA Lakers at Boston
Offensive Rebounds	4	05/30/08, Boston at Detroit
Defensive Rebounds	6	05/22/08, Detroit at Boston (Twice)
Total Rebounds	9	05/22/08, Detroit at Boston
Assists	16	06/08/08, LA Lakers at Boston
Steals	6	06/17/08, LA Lakers at Boston
Turnovers	5	05/24/08, Boston at Detroit
Blocks	2	05/14/08, Cleveland at Boston



**2007-08 SEASON:** Averaged 10.6 points, 4.2 rebounds, 5.1 assists and 1.68 steals in 29.9 minutes per game...Dished out ten or more assists six times...Led Celtics in assists 36 times and rebounds five times...Led the Celtics in scoring twice...Scored a career-high 23 points on 12/23 vs. Orlando...Scored 23 points and grabbed six boards at Miami (1/29)... Swiped five steals at Miami (11/30)...Notched a double-double with 14 points and a season-high 12 boards vs. Dallas (1/31)...Swiped a season-high six steals at Orlando (1/27)...Named to the T-Mobile Rookie-Sophomore Challenge and Youth Jam where he was a starter recording six points and six assists in 18 minutes of action...Became the first Celtic since Sherman Douglas in 1995 to record 15 or more assists in a game when he dished out a career-high 16 assists on 2/29/08 against Charlotte...Finished the season ranked 13th in the NBA in steals per game...Ranked 35th in the NBA in field goal percentage (.492)...Ranked 22nd in the NBA in assists per game (5.1)...**PLAYOFFS:** Averaged 10.2 points, 4.1 rebounds, 6.6 assists and 1.73 steals in 32.0 minutes per game in the post-season...Scored 21 points, grabbed seven boards, dished out eight assists and swiped six steals in 32 minutes in Game 6 of the NBA Finals...Recorded 16 assists in Game 2 of the Finals, the most recorded by a player since Magic Johnson had 20 assists in 1991...Recorded second highest single post-season assist mark by a Celtic in post-season history (172)...Dished out 13 assists in Game 5 against Detroit of the ECF...Scored 10 points, grabbed nine boards and had eight assists in Game 2 of the ECF against Detroit...Scored 20 points and dished out 13 assists in Game 5 of the Semifinals against Cleveland...Scored 14 points and dished out 12 assists in Game 4 of the First Round against Atlanta...Posted two double-doubles.

**PROFESSIONAL CAREER: 2006-07:**

Averaged 6.4 points, 3.7 boards, 3.8 assists and 1.64 steals in 23.5 minutes per game...Scored 19 points, dished out nine assists and swiped six steals vs. DET (4/18)...Scored 17 points and dished out eight assists at MIA (4/16)...Scored 16 points and dished out eight assists at ATL (4/10)...Scored 14 points, grabbed eight boards, dished out eight assists and swiped a career-high of seven steals at IND (4/7)...Scored 11 points and grabbed 10 boards for his 3rd double-double vs. MIA (4/6)...Scored 16 points and dished out eight assists vs. TOR (3/26)...Grabbed a career-high of 14 boards at SA (3/17)...Scored 13 points and dished out 10 assists vs. ATL (3/14)...Scored 12 points, dished out eight assists and grabbed seven boards in a career-high 47 minutes vs. CHI (3/11)...Dished out a career-high 11 assists at DET (2/6)...In his first career start, scored 23 points, grabbed six boards, dished out six assists and swiped four steals in a season-high 43 minutes vs. LAC (2/2)...Rejected a career-high two shots vs. ATL (1/24)...Recorded his first career double-double scoring 10 points and grabbing 10 boards while dishing out seven assists at WAS (1/20)...Scored a career-high 23 points, dished out five assists and tied a career-high of four steals vs. TOR (1/12)...Scored 13 points and dished out three assists vs. Utah (11/10).



**COLLEGE CAREER: 2005-06:** Led the SEC in assists (4.9 APG) and ranked second in steals (2.0 spg), while averaging 11.2 points and a team-high 6.1 rebounds...Scored in double figures 17 times and had five games of 10 or more rebounds... Recorded career-high 25 points on 7-for-12 shooting and dished out seven assists vs. Louisville... Tallied 21 points and nine rebounds vs. Indiana...Posted a double-double of 15 points and 10 rebounds vs. West Virginia...Pulled down a career-high 19 rebounds vs. Iowa, the highest total ever by a Kentucky guard...Dished out a career-high 12 assists with zero turnovers vs. Ole Miss...Notched 11 points, eight rebounds and six assists vs. Connecticut in the second round of the NCAA Tournament... **2004-05:** Named to the SEC All-Freshmen Team...Set Kentucky single-season record for steals with 87 swipes...Had at least one steal in each game...Tied Kentucky's single-game record with eight steals, in just 20 minutes, vs. Mississippi State...Scored double figures in his first three NCAA Tourney games...Handed out a season-high eight assists with no turnovers at Vanderbilt.

**HOW ACQUIRED:** Draft rights acquired from Phoenix along with Brian Grant and cash considerations in exchange for a future first round pick on June 28, 2006.

**PERSONAL:** Full name is Rajon Pierre Rondo...Son of Amber Rondo...Majored in Communications...Favorite pregame meal is grilled chicken...Favorite car is a Lamborghini...Favorite movie is *Cinderella Man*...Favorite NBA player growing up was Isiah Thomas...Enjoys shopping in his spare time...Favorite actor is Will Smith.





**POSITION** Forward

**HEIGHT** 6-9

**WEIGHT** 235

**BIRTHDATE** 03/18/78

**BIRTHPLACE** Long Beach, CA

**HIGH SCHOOL** Enumclaw HS  
(Enumclaw, WA)

**COLLEGE** Southern California

**YEARS** Starting 8th

**DRAFTED** New Jersey Nets,  
Second Round, 35th Pick,  
2001 NBA Draft

# BRIAN SCALABRINE

## CAREER STATISTICS

### NBA REGULAR SEASON RECORD

YEAR TEAM	G-GS	MIN	FGM-FGA	PCT	FG3-FG3A	PCT	FT-FTA	PCT	OFF-DEF-TOT	AST	PF-DQ	STL	TO	BS	PTS	AVG
01-02 New Jersey	28-0	290	23-67	.343	3-10	.300	11-15	.733	12-39-51	21	39-0	9	24	2	60	2.1
02-03 New Jersey	59-7	724	68-169	.402	14-39	.359	30-36	.833	40-101-141	46	77-0	16	46	18	190	3.1
03-04 New Jersey	69-2	928	86-218	.394	10-41	.244	58-70	.829	42-131-173	65	113-0	21	42	14	240	3.5
04-05 New Jersey	54-14	1167	132-332	.398	22-68	.324	53-69	.768	83-161-244	88	111-3	34	66	18	339	6.3
05-06 Boston	71-1	988	74-193	.383	31-87	.356	26-36	.722	27-87-114	51	127-0	21	50	19	205	2.9
06-07 Boston	54-17	1027	77-191	.408	44-110	.400	18-23	.783	24-81-105	59	130-3	23	44	18	216	4.0
07-08 Boston	48-9	512	29-94	.309	15-46	.326	15-20	.750	22-57-79	40	63-0	9	26	8	88	1.8
<b>TOTALS</b>	<b>383-50</b>	<b>5586</b>	<b>489-1264</b>	<b>.387</b>	<b>139-401</b>	<b>.347</b>	<b>211-269</b>	<b>.784</b>	<b>250-657-907</b>	<b>370</b>	<b>660-6</b>	<b>133</b>	<b>298</b>	<b>97</b>	<b>1328</b>	<b>3.5</b>

### NBA PLAYOFF RECORD

YEAR TEAM	G-GS	MIN	FGM-FGA	PCT	FG3-FG3A	PCT	FT-FTA	PCT	OFF-DEF-TOT	AST	PF-DQ	STL	TO	BS	PTS	AVG
01-02 New Jersey	6-0	14	1-3	.333	0-1	.000	0-0	---	1-2-3	0	0-0	0	1	1	2	0.3
02-03 New Jersey	7-0	20	2-4	.500	0-1	.000	0-0	---	1-3-4	0	3-0	0	1	0	4	0.6
03-04 New Jersey	9-0	73	11-17	.647	5-6	.833	3-6	.500	7-5-12	1	15-0	3	4	0	30	3.3
04-05 New Jersey	4-3	61	2-11	.182	1-4	.250	4-4	1.000	2-5-7	2	6-0	1	4	2	9	2.3
<b>TOTALS</b>	<b>26-3</b>	<b>168</b>	<b>16-35</b>	<b>.457</b>	<b>6-12</b>	<b>.500</b>	<b>7-10</b>	<b>.700</b>	<b>11-15-26</b>	<b>3</b>	<b>24-0</b>	<b>4</b>	<b>10</b>	<b>3</b>	<b>45</b>	<b>1.7</b>

## CAREER HIGHS

### CAREER REGULAR SEASON SINGLE-GAME HIGHS

Minutes	45, 04/15/05, New Jersey at Toronto
Field Goals	12, 01/26/05, New Jersey at Golden State
Field Goal Attempts	17, 01/26/05, New Jersey at Golden State
Three-Point Field Goals	4, 02/28/07, Boston vs. New York (Twice)
Three-Point Attempts	9, 02/28/07, Boston vs. New York
Free Throws	8, 11/18/03, New Jersey vs. New Orleans
Free Throw Attempts	8, 04/20/05, New Jersey at Boston (Three Times)
Offensive Rebounds	7, 01/23/08, New Jersey at Golden State
Defensive Rebounds	9, 04/17/05, New Jersey vs. Philadelphia
Rebounds	11, 04/17/05, New Jersey vs. Philadelphia (Twice)
Assists	5, 12/16/06, Boston at Charlotte (Six Times)
Steals	3, 04/17/05, New Jersey vs. Philadelphia (Four Times)
Turnovers	4, 04/07/05, New Jersey at New York (Twice)
Blocks	3, 03/28/07, Boston vs. New York
Points	29, 01/26/05, New Jersey at Golden State

### CAREER POSTSEASON SINGLE-GAME HIGHS

Minutes	25, 04/24/05, New Jersey at Miami
Field Goals	6, 05/14/04, New Jersey at Detroit
Field Goal Attempts	7, 05/14/04, New Jersey at Detroit
Three-Point Field Goals	4, 05/14/04, New Jersey at Detroit
Three-Point Attempts	4, 05/14/04, New Jersey at Detroit
Free Throws	2, 04/28/05, New Jersey vs. Miami (Three Times)
Free Throw Attempts	4, 05/09/04, New Jersey vs. Detroit
Offensive Rebounds	2, 05/14/04, New Jersey at Detroit (Three Times)
Defensive Rebounds	2, 04/26/05, New Jersey at Miami (Four Times)
Rebounds	3, 05/14/04, New Jersey at Detroit (Twice)
Assists	1, 05/01/05, New Jersey vs. Miami (Three Times)
Steals	1, 05/01/05, New Jersey vs. Miami (Four Times)
Turnovers	3, 04/26/05, New Jersey at Miami
Blocked Shots	1, 04/28/05, New Jersey vs. Miami (Three Times)
Points	17, 05/14/04, New Jersey at Detroit



**2007-08 SEASON:** Averaged 1.8 points and 1.6 rebounds in 10.7 minutes per game...Scored a season-high nine points twice (11/2 vs. Washington and 11/13 at Indiana)...Started nine games...Scored seven points and tied a season-high of six boards against his former team, New Jersey, on 4/16 in a season-high 29 minutes...Grabbed six boards at Charlotte (4/15)...Dished out a season-high three assists three times, with the last time coming against New Jersey on 4/16...Blocked a season-high two shots on 2/12 against Indiana...**PLAYOFFS:** Did not appear in a playoff game for the Celtics...Received three DNP-CD's (6/15, 5/30, 5/28)...Listed on the Inactive List for games 4/20-5/26 and 6/5-6/12 and 6/17.

**PROFESSIONAL CAREER: 2006-07:** Averaged 4.0 points and 1.9 rebounds in 19.0 minutes per game...Missed 23 games due to various injuries...Scored a season-high 17 points vs. LAL (1/31)...Scored 16 points at MEM (1/5)...Scored nine points, grabbed four boards and rejected a season-high two shots at DEN (12/26)...In his first start of the season, dished out a season-high four assists vs. DEN (12/15)...Dished out three assists vs. PHO (12/8)...Scored 10 points and grabbed eight boards vs. MEM (12/6)...Scored three points and grabbed one board in his first game of the season vs. CHA (11/8). **2005-06:** Averaged 2.9 points and 1.6 boards in 13.2 minutes per game...Scored 10+ points 4 times...Scored 10 points and pulled down a season-high 7 boards vs. Miami (04/19)...Scored 10 points vs. Cleveland (04/17)...Scored a season-high 14 points at New Jersey (04/16)...Scored 10 points and grabbed 4 boards at Miami (02/06)...Scored 5 points in his first start of the season vs. Phoenix (02/01)...Scored 4 points and grabbed 2 boards at Atlanta (01/10). **2004-05:** Appeared in 54 games, averaging 6.3 points and 4.5 rebounds in 21.6 minutes per game for New Jersey...Averaged 10.8 points and 6.9 rebounds in 14 starts...Led team in steals 9 times, blocks 8 times, and rebounds 6 times...Scored a career-high 29 points, to go with a career-high 10 assists to record his first career double-double vs. Golden State (01/26/04)...Recorded a career-high 11 rebounds and season-high free throws made (7) and attempted (8) vs. Philadelphia (04/17/05).

**PLAYOFFS:** Appeared in four games with New Jersey, starting three, with averages of 2.3 points and 1.8 rebounds in 15.3 minutes per game.

**2003-04:** Appeared in 69 games, averaging 3.5 points and 2.5 rebounds in 13.5 minutes per game...Averaged 9.5 points and 6.5 rebounds in two starts...Shot a career-high 8-8 from the free throw line vs. New Orleans (11/18/03)... Led the team 3 times in rebounds and 7 times in blocks. **PLAY-**

**OFFS:** Appeared in 9 playoff games averaging 3.3 points and 1.3 rebounds in 8.1 minutes per game...In team's Game 5 triple overtime victory at Detroit (05/14/04) he scored a playoff career-high 17 points, including 4 three-pointers.

**2002-03:** Appeared in 59 games averaging 3.1 points and 2.4 rebounds in 12.3 minutes per game...Averaged 7.4 points and 6.3 rebounds in seven starts...Had a career-high 5 assists vs. Houston (03/31/03)... Scored a season-high 16 points vs. New Orleans (03/09/03).

**PLAYOFFS:** Appeared in 7 games averaging 0.6 points and 0.6 rebounds per game...Played 1 minute and had 1 rebound in Game 6 of 2002 NBA Finals.

**2001-02:** Appeared in 28 games averaging 2.1 points and 1.8 rebounds...Played first NBA game vs. Milwaukee (01/31/02)...Led team once in scoring and once in rebounding...Scored 16 points vs. Toronto (04/14/02)... Missed first 43 games of 2001-02 season with fractured fifth metatarsal bone in his right foot.

**PLAYOFFS:** Appeared in 6 games averaging 0.3 points and 0.5 rebounds per game...Had 2 rebounds and 1 block vs. Indiana (04/22/02).


**HOW ACQUIRED:** Signed as a free agent on August 2, 2005.

**COLLEGE CAREER:** Started in 91 of 92 career games in three-year USC career...Finished career ranked 6th in USC history in points (1441) and 7th in blocks (81)...Honored as an All-Pac-10 Conference Honorable Mention and as a NABC District 15 Second Team pick...As a senior, was second on the team in scoring (14.7 ppg) and assists (2.8 ppg) and third in rebounds (5.9 rpg)...As a junior, earned Honorable Mention All-America honors from *The Sporting News* and was an All-Pac-10 and NABC All-District 15 First Team pick...As a sophomore, was named Pac-10 Newcomer of the Year and received All-Pac-10 Honorable Mention honors.

**PERSONAL:** Married to Kristen Couch in Hawaii in August of 2003...Has two brothers and one sister...Favorite show is *Survivor*...Favorite movie is *Gladiator*...Favorite musical artist is Jay-Z...Earned a degree in Social Science from USC...His website, [www.scalabrini.com](http://www.scalabrini.com), has information about his career and his "Take It to the Hoop" Basketball Camp which is held in Stamford, CT...Supported the Celtics Read to Achieve and Stay in School initiatives...Attended and supported Horizons for Homeless Children's Gala.







**POSITION** Guard

**HEIGHT** 6-4

**WEIGHT** 170

**BIRTHDATE** 04/19/86

**BIRTHPLACE** Los Angeles, CA

**HIGH SCHOOL** Westchester HS  
(Los Angeles, CA)

**COLLEGE** Southern California

**YEARS** Starting 2nd

**DRAFTED** Boston Celtics,  
Second Round, 32nd Pick,  
2007 NBA Draft

# GABE PRUITT



## CAREER STATISTICS

### NBA REGULAR SEASON RECORD

YEAR TEAM	G-GS	MIN	FGM-FGA	PCT	FG3-FG3A	PCT	FT-FTA	PCT	OFF-DEF-TOT	AST	PF-DQ	STL	TO	BS	PTS	AVG
07-08 Boston	15-0	95	14-39	.359	3-12	.250	1-2	.500	1-7-8	13	10-0	5	5	0	32	2.1
<b>TOTALS</b>	<b>15-0</b>	<b>95</b>	<b>14-39</b>	<b>.359</b>	<b>3-12</b>	<b>.250</b>	<b>1-2</b>	<b>.500</b>	<b>1-7-8</b>	<b>13</b>	<b>10-0</b>	<b>5</b>	<b>5</b>	<b>0</b>	<b>32</b>	<b>2.1</b>

### CAREER HIGHS

#### CAREER REGULAR SEASON SINGLE-GAME HIGHS

Minutes .....13, 04/16/08, Boston vs. New Jersey (Twice)  
 Field Goals .....3, 02/25/08, Boston at L.A. Clippers (Twice)  
 Field Goals Attempted .....6, 04/16/08, Boston vs. New Jersey (Three Times)  
 Three Point Field Goals .....1, 04/16/08, Boston vs. New Jersey (Three Times)  
 Three Point Attempted .....3, 01/16/08, Boston vs. Portland  
 Free Throws .....1, 04/14/08, Boston at New York  
 Free Throws Attempted .....2, 04/14/08, Boston at New York  
 Offensive Rebounds .....1, 04/14/08, Boston at New York

Defensive Rebounds .....2, 01/16/08, Boston vs. Portland  
 Rebounds .....2, 01/16/08, Boston vs. Portland  
 Assists .....3, 04/16/08, Boston vs. New Jersey (Twice)  
 Steals .....1, 04/11/08, Boston vs. Milwaukee (Five Times)  
 Turnovers .....2, 01/18/08, Boston vs. Philadelphia  
 Blocks .....None  
 Points .....7, 12/14/07, Boston vs. Milwaukee

**2007-08 SEASON:** Averaged 2.1 points and 0.9 assists in 6.3 minutes per game...Assigned to Utah of the NBA Development League three times during the course of the season...Averaged 18.6 points, 2.8 rebounds and 3.9 assists in 18 games for the Flash...Made 13 starts for Utah...Scored 20 or more points eight times for the Flash...Scored a season-high seven points in five minutes against the Bucks on 12/14...Scored five points and dished out three assists in 13 minutes against the Nets in the final game of the season (4/16)...**PLAYOFFS:** Was inactive for all 2008 playoff games with the C's.

**COLLEGE CAREER: 2006-07:** Averaged 12.5 points, 2.8 rebounds and 4.3 assists...Posted 22 points and a season-high eight rebounds at Arizona State...Scored 16 points and dished out six assists at UCLA...Notched 17 points and a career-high-tying eight assists vs. Stanford in the first round of the Pac-10 Tournament...Registered a season-high 26 points on 7-for-9 shooting, including 6-7 from beyond three-point range vs. Washington State in the semifinals...Honorable Mention All-Pac-10...**2005-06:** Ranked second on the team in scoring (16.9 ppg, ranked fifth in the Pac-10), while averaging 4.0 rebounds and 3.1 assists...Placed second in the conference in steals (2.2 spg)...Missed five games due to a tibial plateau fracture in his left knee...Scored 30 or more points three times...Posted a career-high 36 points on 13-for-19 shooting at Loyola Marymount...Sank six threes in scoring 30 points at Oregon...Registered a double-double of 17 points and a career-high 10 rebounds vs. BYU...Scored 25 points and swiped a career-high seven steals vs. Arizona...**2004-05:** Led the team in scoring (12.3 ppg) and assists (3.2 apg, ranked 10th in the Pac-10)...Paced the conference in steals (1.9 spg)...Set a school record for three-point field goal percentage (.450)...Scored 20 or more points three times.

**PERSONAL:** Full name is Gabriel Michael Pruitt...Ranks sixth in USC history for career steals (158) and fourth in three-point field goals made (179)...Likes listening to Lil' Wayne, Eminem, Jay-Z and T.I...Favorite food is french fries.





**POSITION** Guard  
**HEIGHT** 6-5  
**WEIGHT** 215  
**BIRTHDATE** 02/13/85  
**BIRTHPLACE** Oklahoma City, OK  
**HIGH SCHOOL** John Marshall HS  
(Oklahoma City)  
**COLLEGE** New Mexico  
**YEARS** Starting 1st  
**DRAFTED** Boston Celtics,  
First Round, 30th Overall,  
2008 NBA Draft

# J.R. GIDDENS



## CAREER STATISTICS

### COLLEGE RECORD

TEAM	G-GS	MIN	FGM-FGA	PCT	FG3-FG3A	PCT	FT-FTA	PCT	OFF-DEF-TOT	AST	PF-DQ	STL	TO	BS	PTS	AVG
2003-04	33-29	854	141-297	.475	74-182	.407	18-27	.667	19-100-119	28	69-1	24	37	20	374	11.3
2004-05	30-27	831	111-275	.404	63-187	.337	17-25	.680	15-99-114	41	54-0	25	48	22	302	10.1
2006-07	26-22	785	156-354	.441	41-136	.301	59-100	.590	31-138-169	60	41-0	22	69	13	412	15.8
2007-08	33-33	1063	210-407	.516	25-75	.333	92-157	.586	57-233-290	103	64-2	47	73	39	537	16.3
<b>TOTALS</b>	<b>122-111</b>	<b>3533</b>	<b>618-1333</b>	<b>.464</b>	<b>203-580</b>	<b>.350</b>	<b>186-309</b>	<b>.602</b>	<b>122-570-692</b>	<b>232</b>	<b>228-3</b>	<b>118</b>	<b>227</b>	<b>94</b>	<b>1625</b>	<b>13.3</b>

**COLLEGE CAREER: 2007-08:** (Senior): Shared Mountain West Conference Co-Player of the Year honors...Earned First Team All-Conference honors...Ranked fourth in the MWC in scoring (16.3 ppg) and led the league in rebounding (8.8 rpg)...Also ranked in the top 10 in field goal percentage (.516, fourth), assists (3.1 apg, 10th), steals (1.4 spg, eighth) and blocks (1.2, third)...Led the conference in scoring and rebounding in conference games only...Named MWC Player of the Week a record five times...Posted 11 double-doubles...Scored 20 or more points eight times, topping the 30-point mark twice...Exploded for a career-high 36 points and added 11 rebounds and a career-high six steals vs. Wyoming...Registered 30 points vs. BYU...Tallied 20 points, a career-high 19 rebounds and a career-high seven assists at UTEP...Posted 28 points and 17 rebounds vs. Utah in the first round of the MWC Tournament...Notched 26 points, 13 rebounds and six assists at California in the first round of the post-season NIT...**2006-07:** (Junior): Earned Honorable Mention All-MWC honors...Led the team in scoring (15.8 ppg) and ranked second in rebounding (6.5 rpg)...Scored 20 or more points seven times...Posted three double-doubles...Registered season-high 28 points vs. UNLV...Tallied 26 points and nine rebounds vs. Pepperdine in the finals of the Comcast Lobo Invitational on his way to tournament MVP honors...Recorded a 26-point, season-high 13 rebound double-doubles vs. Utah...Scored 21 points and grabbed 12 rebounds vs. Kansas State...Tallied 19 points, eight rebounds and five assists vs. New Mexico State...**2004-05:** (Sophomore): At Kansas, averaged 10.1 points and 3.8 rebounds...Scored in double figures 18 times...Posted season-high 18 points vs. Kansas State...Sank four threes in scoring 16 points in games vs. Louisiana-Lafayette and Georgia Tech...Pulled down a season-high seven rebounds on three occasions...Tallied 14 points and six rebounds at Baylor...Registered 14 points vs. Kansas State in the first round of the Big 12 Tournament...**2003-04:** (Freshman): Named Honorable Mention All-Big 12...Averaged 11.3 points and 3.6 rebounds...Ranked sixth in the Big 12 in three-point field goal percentage (.407)...Scored in double figures 21 times...Posted a season-high 24 points, hitting 7-for-12 from three-point range vs. Iowa State...Registered 18 points vs. Oregon...Tallied 17 points vs. Illinois-Chicago in the first round of the NCAA Tournament...Recorded 18 points vs. UAB in the Sweet Sixteen...Scored 15 points vs. Georgia Tech in the Regional Finals.

**PERSONAL:** Full name is Justin Ray Giddens...Majored in university studies...Has two sisters...Sat out 2005-06 season at New Mexico under NCAA transfer rules.





**POSITION** Forward

**HEIGHT** 6-6

**WEIGHT** 220

**BIRTHDATE** 10/09/87

**BIRTHPLACE** Huntington, WV

**HIGH SCHOOL** North College Hill HS  
(Cincinnati, OH)

**COLLEGE** Kansas State

**YEARS** Starting 1st

**DRAFTED** Washington Wizards,  
Second Round, 47th Overall,  
2008 NBA Draft

# BILL WALKER



## COLLEGE STATISTICS

### COLLEGE RECORD

TEAM	G-GS	MIN	FGM-FGA	PCT	FG3-FG3A	PCT	FT-FTA	PCT	OFF-DEF-TOT	AST	PF-DQ	STL	TO	BS	PTS	AVG
2006-07	6-5	139	26-65	.400	0-9	.000	16-24	.667	8-19-27	5	17-0	4	11	1	68	11.3
2007-08	31-28	846	181-389	.465	35-114	.307	101-137	.737	79-117-196	59	101-3	27	81	17	498	16.1
<b>TOTALS</b>	<b>37-33</b>	<b>985</b>	<b>207-454</b>	<b>.456</b>	<b>35-123</b>	<b>.285</b>	<b>117-161</b>	<b>.727</b>	<b>87-136-223</b>	<b>64</b>	<b>118-3</b>	<b>31</b>	<b>92</b>	<b>18</b>	<b>566</b>	<b>15.3</b>

**COLLEGE CAREER: 2007-08:** (Redshirt Freshman): Ranked second on the team in scoring (16.1 ppg, ranked fifth in the Big 12) and rebounding (6.3 rbg, 10th)...Also finished 10th in field goal percentage (.465)...Scored 20 or more points nine times and topped the 30-point mark twice...Posted four double-doubles...Scored career-high 31 points vs. Xavier and Baylor...Registered 30 points, 10 rebounds and a career-high four steals vs. California...Hit five threes on his way to 19 points vs. Texas A&M...Tallied 22 points and five rebounds vs. Kansas...Recorded 27 points on 11-of-14 shooting at Texas Tech...Dished out a career-high six assists vs. Texas A&M in the first round of the Big 12 Tournament...Notched 22 points on 7-for-12 shooting vs. USC in the first round of the NCAA Tournament...Scored 18 points and grabbed six rebounds vs. Wisconsin in the second round...**2006-07:** (Freshman): Graduated from high school in October 2006 and joined the Kansas State program on December 16, 2006, the first day of the second semester...Appeared in six games with six starts before missing the rest of the season due to a torn anterior cruciate ligament in his left knee...Averaged 11.3 points and 4.5 rebounds in a shortened season, recording a season-high 19 points vs. USC...Tallied 13 points and a season-high eight rebounds vs. New Mexico in the title game of the Findley Toyota Las Vegas Holiday Classic...Recorded 15 points vs. Kennesaw State in his collegiate debut.

**PERSONAL:** Full name is William Henry Walker...Was a high school teammate of O.J. Mayo...Attended Huntington High School in West Virginia before finishing his high school career at North College Hill...Earned Third Team All-Big 12 honors from the Associated Press and the league coaches as a redshirt freshman...Also named All-District by the USBWA and Second Team All-District by the NABC...Earned Big 12 All-Rookie Team honors and was twice selected as Big 12 Rookie of the Week.

**HOW ACQUIRED:** From Washington in exchange for cash considerations on 6/28/08





**comcast**  
**SPORTSNET HD**

**The Network of Champions**  
**Watch all season long.**

[comcastsportsnet.com](http://comcastsportsnet.com)





FACILITIES



ADMIN

PLAYERS

FACILITIES

MEDIA

COMMUNITY

SEASON

TRADITION

PLAYOFFS

NBA





**SPORTS  
AUTHORITY**



**TRAINING CENTER AT HEALTHPOINT  
HOME OF THE BOSTON CELTICS**

The Boston Celtics practice at the Sports Authority Training Center at HealthPoint, a 140,000-square-foot wellness and fitness center in Waltham, MA. HealthPoint, which opened in the Spring of 1999, houses a full-service, state-of-the-art wellness and fitness center, medical office building, along with the Celtics' training site.

The Sports Authority Training Center at HealthPoint features an expanded basketball court, locker rooms with spa amenities, training room, strength and conditioning area, meeting rooms and offices, a Hall of Fame Room and media briefing areas. With such a training center, the Boston Celtics are able to provide their athletes and coaches a unique and productive atmosphere in which to practice, work and train.

"This wonderful, first-class facility meets and exceeds the high standards set forth in the proud and rich tradition of the Boston Celtics," said Celtics Head Coach Doc Rivers.

Developed by CareGroup, together with two of its founding hospitals, New England Baptist Hospital and Deaconess Waltham Hospital, and TBG Development of St. Louis, the center is the first hospital-affiliated, medically based wellness and fitness center in the Boston area. The venture also puts these partners at the forefront of a trend to bring sports, fitness and medicine together.

The facility is located at 840 Winter Street in Waltham, providing easy access not only to residents of Waltham and surrounding towns, but to others who work or live along the Route 128 belt. The wellness and fitness center is open to the public for use.







Since its grand opening on September 30, 1995, the TD Banknorth Garden has become New England's premier sports and entertainment facility. Although it is best recognized as home to two of the most storied franchises in all of sports (the Celtics and the Bruins), the arena also hosts such events as ice shows, the circus, gymnastics, concerts, pro wrestling and the Beanpot.

The state-of-the-art TD Banknorth Garden features numerous modern amenities that the old "Gah-den" was never able to offer. New England sports and entertainment fans can now enjoy the luxuries of a year-round, 19,600-seat facility, fully equipped with two restaurants, four private clubs, air-conditioning, 104 executive suites, 4 promenade suites, more than 1,200 club seats and a brand new multimillion dollar high-definition scoreboard. At more than 200 public events, the TD Banknorth Garden hosts well over 3.5 million people each year!

### CelticVision HD

The centerpiece of the TD Banknorth Garden is the country's first indoor arena fully functional HD scoreboard. This massive state-of-the-art scoreboard features four larger than life screens measuring 12'9" x 21'4" with 768 lines of resolution. The scoreboard includes 3 rings that use the latest in LED technology to present real-time sports scores and statistics, video images, animated sponsor messages and vivid graphics with incredible brightness and wide-angle visibility. The two largest rings on the top of the scoreboard measure approximately 112 feet in circumference. The third ring is located on the bottom and measures approximately 78 feet in circumference. All the LED displays utilize a higher resolution 10 mm (.39 inch) pixel pitch for greater image clarity.

Rather than the static banner placements that were affixed to the previous scoreboard, advertisers now own time on each of the three rings and also along the 360-degree, 960 ft long display that surrounds the seating bowl on the 7th level. Sponsors and advertisers now have a lot more capabilities with their ad time and space with this new technology. CelticVision HD brings fans closer to the action with amazing clarity like never seen before.

In addition to having the country's first HD scoreboard, the TD Banknorth Garden is the first and only indoor arena with an HD capable control room linked to the HD video screen. The control room contains 54 Dell plasma 24" screens, 4 HD Ikegami cameras and 1 Canon HD camera. It also controls the robotic camera positioned beneath the scoreboard giving a 340 degree view of the arena. This state-of-the-art control room brings our own HD broadcast live to the in house audience, bringing the best and most advance quality video to our Boston fans.











# BOSTON CELTICS



## 2008 WORLD CHAMPIONS

**SINCE 1986, NEW ENGLAND BAPTIST HOSPITAL  
HAS BEEN THE OFFICIAL TEAM HOSPITAL  
OF THE WORLD CHAMPION BOSTON CELTICS.**

To keep playing at their best, the Celtics rely on New England Baptist Hospital. We perform more complex orthopedic procedures than any other hospital in Massachusetts. We're also recognized as one of the best orthopedic hospitals in the country. Now we can add the fact that we're also recognized as the official team hospital of the World Champion Boston Celtics.



**NEW ENGLAND BAPTIST  
HOSPITAL** OFFICIAL HOSPITAL



We are the Orthopedic Experts.

[nebh.org](http://nebh.org)





NEON

35 GUSTAVO M. BONA  
Sennheiser  
MADE IN DENMARK CE



ADMIN

PLAYERS

FACILITIES

MEDIA

COMMUNITY

SEASON

TRADITION

PLAYOFFS

NBA





## MEDIA RELATIONS/COMMUNICATIONS STAFF



**Jeff Twiss**

Vice President of Media Services and Alumni Relations



**Heather Walker**

Director of Public Relations



**Brian Olive**

Media Relations Coordinator

## GAME NIGHT STAFF

### PRACTICE INFORMATION

All Celtics practice sessions are closed to the media, except for the final 30 minutes per NBA policy. Additionally, the coaches office, the training room, the weight room, the back hallway, and the locker room are off limits to the media at all times. All media interviews will be conducted after each practice on the gym floor. One-on-one interviews expected to last longer than 15 minutes need to be prearranged through the Celtics Media Relations Department. Only accredited media will be allowed to attend Celtics practices, as all practices are closed to the general public. The Celtics will usually hold practice at the Sports Authority Training Center in Waltham, MA (see directions below). The Press Room is available to work and wait. **PHOTOGRAPHERS & VIDEOGRAPHERS:** Practices are closed to all video and still photographers, except for the final 30 minutes which will be open for B-Roll. Players and coaches will be available for interviews at the conclusion of practice. Should a private room be needed for a one-on-one interview, arrangements must be made through the Celtics Media Relations Department in advance. Live shots for TV are to be shot from the apron on the playing floor. All videographers, reporters, photographers are barred from the playing surface of the court. PRACTICE TIMES ARE SUBJECT TO CHANGE. Friends, family or guests of media members are not permitted at practices or shootarounds without the prior consent from the Media Relations Department.

### SHOOTAROUNDS

Generally, the Celtics shootarounds will take place at the Sports Authority Training Center. All shootarounds are closed to the media, with interviews following for a 15-minute period. SHOOTAROUND TIMES ARE SUBJECT TO CHANGE.

### DIRECTIONS TO PRACTICE FACILITY

The Sports Authority Training Center at HealthPoint from Boston: Take the Mass Pike (Route 90 West), go to the second set of toll booths at Weston, MA. Follow signs for Route 128 North. Travel approximately five miles to Exit 27B (Winter Street). Bear right off the ramp, travel two miles, and follow signs to the facility. Please enter the facility through the main entrance for the Boston Sports Club. Travel time from Logan International Airport is approximately 30 minutes.



## **PRACTICES AT THE TD BANKNORTH GARDEN**

Access to any Celtics practice held at the TD Banknorth Garden is through the same press gate entrance as on game nights. Season credentials will give you access to these practices as well. Those media members without season credentials should call the Media Relations office the day before a practice to be properly admitted.

## **TD BANKNORTH GARDEN PARKING**

There is no reserved or validated parking for a Celtics game. There is a five-level, 1,150-space underground parking garage located directly under the TD Banknorth Garden and North Station. The parking lot is accessed via Nashua Street. Additionally, there is limited parking available in the immediate area of the TD Banknorth Garden .

## **SEASON CREDENTIALS**

The Celtics will issue full season credentials, which will be limited to the working media that have covered 75% or more of our home games in past years. For those media members who receive this pass, your photo will accompany it. Be advised that this pass is required at each game and must be displayed at all times.

## **SINGLE-GAME CREDENTIALS**

Media members wishing to cover an individual home game must contact the Media Relations Department by fax at least 48 hours in advance of that game they wish to cover (or by 5:00 p.m. Thursday for all weekend and Monday games). Single-game passes will be issued on a space-available basis. NBA passes are valid but the Celtics require that you also arrange for a single-game pass from the Media Relations office or staff. The credentials must be confirmed by the Media Relations staff before admittance.

## **PHOTOGRAPHERS AND TV VIDEOGRAPHERS CREDENTIALS**

Season credentials will not be issued to still photographers or television videographers. Credentialed photographers, upon presentation of proper identification at the press gate for each game, must sit at their designated location at the baseline. Photographers will not be allowed to sit on the sidelines at the TD Banknorth Garden, as any area not specified as space for photographers is off-limits. No photography of any Celtics game shall be released to any individual other than the entity for whom the pass was issued and subject to the rules governing such use as described on the reverse side of the credential. Any variation to this policy will result in forfeiture of future credentials. Single-game photographer and videographer credentials will be issued on a space-available basis. No photographer or videographer is allowed to sit in the three-foot escape lanes, located on both sides of both basket stanchions. All working cameras must have a rubber lens shade per NBA policy. Single-game photographer and videographer passes must be requested at least 48 hours prior to the game they wish to cover.

## **PRESS GATE ENTRANCE**

The press gate is located on the east side of the TD Banknorth Garden on Legends Way. The press gate will open two hours prior to game time. Celtics season credentials will not allow access to any event in the TD Banknorth Garden other than a Celtics game.

## **PRESS ROOM**

The press room consists of the dining facility and the working press area located on level three of the TD Banknorth Garden. After entering the building through the press entrance, proceed to the elevator to level three and the press room is straight ahead. Proper credentials are needed for admittance and a pregame meal. Food and beverage service will become available two hours prior to game time. We ask that professional and courteous consideration be given to the media who are working each game in the work areas. Phone lines and fax service are available for working media. Any special phone needs should be directed to the Celtics Media Relations Department or Lorraine Spadaro at the TD Banknorth Garden at 617-624-1251.

## **PREGAME/POSTGAME ACCESS**

Coach Rivers will be available to media approximately one hour prior to the scheduled tip-off in the hallway outside of the Celtics locker room. Roughly 10 minutes after each game, Coach Rivers will conduct his postgame press conference in Locker Room 3, which is adjacent to the Celtics locker room. Generally, the visiting Head Coach will conduct his postgame interview outside of the visiting team locker room.



## **LOCKER ROOM ACCESS**

The locker rooms are located on level three of the TD Banknorth Garden (court level), down the corridor from the press room. Season credentials will have locker room access. Single-game passes will have locker room access but must have the locker room access portion of the press pass attached to the pass to allow for locker room entry. NBA media regulations govern the accessibility to the locker rooms prior to games. In accordance with NBA policy, both the Celtics and visitors locker rooms will be closed 45 minutes prior to game time and will re-open no later than 15 minutes after the game. No autographs are allowed during media access periods. Still photographers will not be permitted in any locker room. Cell phones are not allowed in either team locker room.

## **SEATING**

Media will be assigned seats at either Section 20, at the top of Section 21, the end zone seats, or in the main upper press box (level nine/"Halo"). Media members are encouraged to write from all of these locations due to space restrictions in the working area of the press room. The Media Relations Department will have the final say in all seating arrangements. We ask that you do not switch assigned seats; the Media Relations staff will coordinate any changes. The quarter play-by-play sheets and halftime box scores are distributed as quickly as possible to all locations and monitors are available in selected locales.

## **AUTOGRAPHS**

All requests for autographs for any team personnel must be directed to the Celtics Community Relations Department. No autographs are allowed during media access periods.

## **VISITORS**

There is no standing room in the TD Banknorth Garden . All entrants to the building must have either a ticket to the game or a prearranged assigned seat.

## **PLAYER WARMUPS**

The playing floor is off-limits to media personnel during pregame warmups. Players are available for interviews in the locker room during the access period. Television and radio interviews must be arranged through the Celtics Media Relations Department, subject to timing and availability. Pregame media interview requests made well in advance are strongly recommended.

## **TICKETS**

Media members who wish to purchase tickets to any Celtics home or road game are advised to request these tickets through the Celtics Media Relations Department or the Ticket Office. Effort will be made to fulfill each request; however, there is no guarantee that each request will be realized. Ticket requests made well in advance are strongly recommended.

## **TRAVEL ARRANGEMENTS**

All media members who wish to cover any Celtics road games must notify the Celtics Media Relations staff by Friday of the preceding week. The Celtics will not make any hotel reservations for traveling media.

## **STATISTICAL AND PRESS RELEASE INFORMATION**

Statistics, team and player information may be found on the Celtics web site at [celtics.com](http://celtics.com). In addition, the NBA operates a 24-hour audio hotline and Fax Back information system throughout the season for members of the media only. Telephone numbers and access guidelines are available through the Celtics Media Relations Department. The Celtics also disseminate information to accredited members of the media through e-mail. Any members of the media wishing to receive press releases and other information via e-mail should contact the Celtics Media Relations Department.



## COMCAST SPORTS NET

42 Third Avenue • Burlington, MA 01803 • Phone: 781-270-7200 • Fax: 781-221-7580



The 27-year home to the Boston Celtics proudly relaunched as Comcast SportsNet with the start of the much anticipated 2007-08 season. New England's original regional sports network is now affiliated with Comcast, the nation's leading cable provider, which has a long-standing legacy of covering local sports.

Comcast SportsNet's partnership with the 16-time NBA Champion Boston Celtics is the longest team-regional sports network relationship in New England and the fourth longest in professional sports. Two constants throughout the network's

tenure as home to the Celtics have been Mike Gorman and Tommy Heinsohn. The 2007-08 campaign represents their 27th consecutive season calling the Green, and as a duo they are television's longest-running tandem. Joining Tommy and Mike on every home and away telecast is courtside reporter Greg Dickerson.

As part of its commitment to providing the region's best coverage of the Celtics, Comcast SportsNet has expanded its Celtics game day programming beginning with the 30-minute *Celtics Pre-Game Live* and *Celtics Post Game Live* shows, featuring Gary Tanguay and former UConn Husky Donny Marshall. The Celtics pre and post game shows will air around all 79 Comcast SportsNet Celtics telecasts. During the 2007-08 season, Comcast will telecast 39 home games in high definition.

Along with Comcast SportsNet's expanded game night coverage, the network will premier a new magazine show in November 2007. The weekly show will run all season long on Tuesdays at 7:30 and feature Donny Marshall as host and the contributions of Tanguay and Dickerson.

In addition to Boston Celtics basketball, Comcast SportsNet covers the entire regional sports scene with *Mohegan Sun Sports Tonight*. Live, twice-a-night, at 6:30 and 10 p.m., *Mohegan Sun Sports Tonight* offers entertaining analysis and debate on the top sports stories of the day with leading beat writers and sports personalities from around the region.

Comcast is a leader in the community, and the Comcast SportsNet FanCaster initiative continues that community commitment. The FanCaster program provides 13 to 18-year-old students from around the region with an insider's look at a career in the sports media. During the Celtics season, Comcast SportsNet selects one student to appear on camera during every home game, and over the past four seasons the network has received more than 1,000 audition tapes and selected roughly 140 students. FanCaster experiences have also included celebrity charity events, exclusive player interviews and behind-the-scenes trips.



Originally launched with the Boston Celtics vs. Indiana Pacers on November 6, 1981, Comcast SportsNet reaches more than 3.7 million households in Connecticut, Maine, Massachusetts, New Hampshire, Rhode Island and Vermont. Comcast SportsNet is owned and managed by Comcast SportsNet. Visit [www.comcastsportsnet.com](http://www.comcastsportsnet.com) for more information.

## WEEI 850 AM

Entercom Communications • 20 Guest Street • Brighton, MA 02135 • 617-779-3400



Sports Radio 850 WEEI is proud to once again be the radio home for Boston Celtics basketball. Sean Grande and Cedric Maxwell return for their 6th season together as the broadcast team for the Celtics. Both will also have roles on WEEI's talk lineup during the season. WEEI has been the #1 rated sports station in America for the past eight years and boasts an all powerful sports talk lineup, featuring the *Dennis and Callahan Morning Show* with John Dennis and Gerry Callahan, *The Dale and Holley Midday Show* with Dale Arnold and Michael Holley, *The Big Show* in

afternoon drive with Glenn Ordway, and *Planet Mikey* before and after the games with Mike Adams. In addition, Celtics Head Coach Doc Rivers, Celtics Executive Director of Basketball Operations Danny Ainge and many of the Celtics players will join the WEEI lineup regularly throughout the season.





### MIKE GORMAN • Play-by-play

Boston Celtics fans have been blessed with a fabulous tradition on the court and that excellence has continued in the broadcast booth where Mike Gorman begins his 28th season calling the Celtics.


As the long-time play-by-play man for the Celtics, Gorman has called NBA championship teams in 1984, 1986 and 2008. In 2008, Gorman and his 28-year partner Tommy Heinsohn were honored by the National Academy of Television Arts & Sciences/New England Chapter with an Emmy Award and were recognized as Boston's Best Announcers by *The Improper Bostonian*.

The five-time Emmy Award winner was inducted into the New England Basketball Hall of Fame in 2004. Gorman is the longest continuously tenured play-by-play voice in Boston sports and with Heinsohn, is part of TV's longest running telecast team.

Following a stint as an aviator in the U.S. Navy, Gorman began his broadcasting career at WNBH in New Bedford and WPRO radio in Providence. Gorman served as sports director at WPRI-TV in Providence; as the voice of the University of Rhode Island on WPRO; and as television play-by-play man for the Providence College Friars.

During the 1980s, Gorman was the primary announcer for ESPN's "Big Monday" Big East Game of the Week. He has called the NCAA basketball tournament on CBS; tennis at the 1992 Barcelona Summer Olympics with Bud Collins on NBC; and the NBA Playoffs on TNT.

Gorman grew up in Dorchester, attended Boston Latin and is a graduate of Boston State.



### TOM HEINSOHN • Color Analyst

Tommy Heinsohn is a true representative of Boston Celtics pride and in his 52 years as a member of the Celtics family he has been involved in all 17 NBA titles. His accomplishments as a player were recognized in the retirement of his number, 15, and his induction into the Basketball Hall of Fame.

Heinsohn is now entering his 28th year telecasting Celtics basketball on Comcast SportsNet. Heinsohn will join his 28-year partner Mike Gorman on all home telecasts to make up TV's longest running telecast team. On all road telecasts, Heinsohn joins Gary Tanguay in-studio for Celtics Pre-Game Live and Celtics Post Game Live.

Heinsohn donned a Celtics uniform from 1956-1965 and was a principal member of eight championship teams. Heinsohn was selected as the NBA's Rookie of the Year in 1957; was a member of the All-NBA Second Team four times (1961-64); and was honored with six NBA All-Star Game appearances. He averaged 18.6 points and 8.8 rebounds in 654 regular season contests, and 19.8 points and 9.2 rebounds in 104 post-season encounters. Heinsohn was elected to the Hall of Fame in 1986.

Four years after his retirement, Heinsohn was tapped by the legendary Red Auerbach to be the fifth Celtics head coach. Like his playing career, Heinsohn's coaching tenure was punctuated by prosperity, as he directed the 1974 and 1976 squads to NBA Championships; won Atlantic Division crowns five times; was voted the NBA's Coach of the Year in 1973; and collected a 427-263 (.619) regular season record and a 47-33 (.588) playoff mark.

During the 1980s, Heinsohn worked with Dick Stockton for CBS' NBA coverage and provided commentary for NCAA basketball on the Tiffany Network.

When Heinsohn is not covering basketball, he can be found playing golf or painting. Heinsohn is an accomplished artist whose works have graced art shows across the nation. He is also a chartered life underwriter in the insurance field.

Thomas William Heinsohn was born in Jersey City, NJ. He attended St. Michael's High School in Union City, NJ and Holy Cross in Worcester, MA. At Holy Cross, Heinsohn averaged 22.1 points and 15.5 rebounds in 81 contests over four years. During his senior season, in 1955-56, he averaged 27.4 points and 21.1 rebounds in 27 games. He was a territorial first-round choice of Boston in 1956. Tom and his wife, Helen, live in Needham, MA.



**GREG DICKERSON** • Courtside Reporter

Since March of 2002, Greg Dickerson has continuously displayed his on-air versatility, co-hosting Mohegan Sun Sports Tonight; serving as Boston Celtics courtside reporter; and reporting from major events such as Super Bowls XXXVIII, XXXIX and the 2004 World Series.

As Celtics courtside reporter on the network's high definition telecasts since the 2005-06 season, Dickerson has taken Celtics fans inside the game with timely reports on coaching strategy, player injuries and other in-game news. Throughout the upcoming season, Dickerson will provide courtside reports during Comcast SportsNet's 78 home and away telecasts.

Dickerson is a frequent contributor to Sports Radio WEEI and has appeared on the top rated Dennis & Callahan, Dale & Holley and The Big Show programs. He served as in-arena voice of the Boston Celtics from 1998 to 2002 and has been the in-stadium voice of the New England Patriots at Gillette Stadium. His career highlights include a stint as Sports Center anchor on ESPN Radio and as a studio host on Westwood One's NHL Radio broadcasts.

Dickerson is a native of Milford, MA and is a graduate of Emerson College in Boston.

**GARY TANGUAY** • In Studio Host/Mohegan Sun Sports Tonight Anchor

Gary Tanguay joined Comcast SportsNet in 2000 and co-hosts Mohegan Sun Sports Tonight, seen weeknights at 6:30 p.m. and 10:00 p.m., with Michael Felger. Tanguay also anchors Comcast SportsNet's Celtics Pre-Game Live and Celtics Post Game Live. In 2008, Tanguay added play-by-play duties for Comcast SportsNet's Colonial Athletic Association (CAA) football telecasts.

As co-host of Mohegan Sun Sports Tonight, Tanguay has covered major events, including the 2004 and 2007 World Series; Super Bowls XXVIII, XXXIX and XLII; and Boston Red Sox spring training. As host of Comcast SportsNet's Celtics pre and post game shows, Tanguay works with NBA analysts Donny Marshall (home telecasts) and Tommy Heinsohn (road telecasts).

In addition to his work at Comcast SportsNet, Tanguay serves as host of the New England Patriots Radio Network, which reaches one million listeners on flagship WBCN-FM (Boston) and 35 stations across the six-state New England region.

Prior to joining Comcast SportsNet, Tanguay worked as a sports anchor/reporter with WBZ-TV (CBS) in Boston, MA. During his two and a half year tenure at WBZ-TV, Tanguay traveled with the Boston Bruins and New England Patriots and served as a host on Sports Final.

Arriving on the New England television scene in 1995, Tanguay worked with WGMC television in Worcester; WLVI-TV (WB) in Boston; and New England Cable News (NECN). In 1998, he was recognized with the Associated Press' Best Sports Feature Award for his profile of local boxing champion Joey DeGrandis.

During his 20-year radio career, Tanguay hosted Calling All Sports on WTKK-FM; served as an original staff member at Sports Radio WEEI in Boston; sports director for WERZ-FM and WMYF-AM in Exeter, NH; and as a radio personality at WIDE-AM and WJY-FM in Biddeford, ME.

**DONNY MARSHALL** • NBA Analyst

Former University of Connecticut star and NBA veteran Donny Marshall returns to the Comcast SportsNet Boston Celtics telecast team for the fourth consecutive season. The 2008-09 season will represent his first as Comcast SportsNet's road game color analyst.

On all 2008-09 home games, Marshall serves as Comcast SportsNet's in-studio NBA analyst alongside Celtics Pre Game Live and Celtics Post Game Live host Gary Tanguay. Marshall's television experience includes color commentary on ESPN NCAA telecasts and appearances on Hartford area network affiliates.

Marshall's five-year NBA career included seasons with the Cleveland Cavaliers and the New Jersey Nets. Marshall was the 39th overall pick of Cleveland in the 1995 NBA Draft and played in 119 NBA games.








### SEAN GRANDE • Play-by-play

Entering his eleventh season in the NBA and eighth as the voice of the Boston Celtics, Sean Grande's epic account of the two-month run to the 2008 World Championship cemented his status as one of the nation's elite play-callers. Sean will be joined again by analyst Cedric Maxwell for all Boston Celtics games. Shortly after their pairing, "Grande and Max" became an instant hit and are now one of Boston's most popular on-air combinations. As the 2008-2009 season begins, only the legendary Johnny Most and current television voice Mike Gorman have called more Celtics games than Grande.

Sean was recruited back to Boston in 2001 after serving three years as the television voice of the NBA's Minnesota Timberwolves. When he signed with Minnesota in 1998, he was, at the age of 28, the youngest announcer in the NBA. The versatile Grande's play-by-play credits also include two seasons as part of ABC Sports College Football broadcast team, joining the likes of Keith Jackson and Brent Musburger. His call of the 2001 Florida Citrus Bowl on ABC January 1st was seen in over ten million homes. In 2003, the readers of Boston Sports Media Watch voted him the best play-by-play announcer in Boston.

Grande's first stint in Boston began at Boston University where he spent seven seasons calling Terrier hockey, football and basketball on both television and radio. In 1996, he took the green line up Commonwealth Avenue to Boston College, as the voice of the Eagles football and hockey radio networks for three seasons until leaving for Minnesota. On the television side, Grande was the original voice of the Hockey East Game of the Week on Fox Sports Net. His college hockey work for Fox and the NCAA Tournament has garnered him three New England Emmy nominations including the 1999 Emmy for best Play-by-Play. He's served six years as the television voice of the NCAA East Regional. And 2008, his 20th consecutive year broadcasting the sport, concluded with his sixth turn as "Voice of the Frozen Four" on CBS Radio.

His broadcast career included a seven-year stint at WEEI (1991-1998), the final three as Sports Director. The versatile Grande has called WNBA basketball for the Minnesota Lynx (1999-2001) and Connecticut Sun (2006-2007), MFS Pro Tennis, Providence Bruins hockey, Harvard basketball and even Major League Soccer. In 2005, Grande became a recurring guest host of Comcast Sports Net's "Sports Tonight", and a regular contributor to WEEI. His popular "From the Booth" column appears regularly on [www.celtics.com](http://www.celtics.com).



### CEDRIC MAXWELL • Color Analyst

A member of the Celtics championship teams in 1981 and 1984, Cedric Maxwell has been the color commentator for the radio broadcasts since the 1995-96 season. "Max" returns joining Sean Grande on the radio airwaves for another season of Celtics action.

Maxwell was the perfect complement to Boston Celtics' teams that won five division titles in six seasons from 1980-1985. An engaging personality who was as magnetic as any who donned the team's uniform, Max was a deadly offensive low-post player who doubled as an equally tenacious defender; he led the NBA in field goal percentage in 1979 and 1980. He will be forever recognized as the MVP of the 1981 NBA Finals as he led the Celtics past Houston for the team's thirteenth NBA Championship. He was also a key contributor with

the 1984 World Champs, who edged the Los Angeles Lakers in seven games.

The well-liked Maxwell developed an immediate following among Celtics fans as he was one of the bright spots in the 1977-78 and 1978-79 seasons. In 1978-79, he averaged a career-high 19.0 points and the following season he led the NBA with a 60.9% field goal percentage, which remains a Celtics' record.

Maxwell was a college basketball color analyst for Raycom Sports covering the Metro Conference prior to his current broadcasting role. In the summer of 1996, he coached the Long Island Surf of the United States Basketball League. Maxwell currently owns his own clothing business to go along with his broadcast duties.

Cedric Bryan Maxwell was born in Kinston, NC and attended that city's high school. He has a degree in Black Literature and Geography from UNCC. His familiar Celtics number 31 was retired to the TD Banknorth Garden rafters in ceremonies on December 15, 2003, and he was inducted into the North Carolina Sports Hall of Fame in 1998. Cedric has four children: Shemeka, Morgan, Madison and Devin.



**TRAVELING MEDIA****SCHEDULE ANALYSIS**

	<b>GAMES IN EACH MONTH</b>						
<b>LOC</b>	<b>OCT</b>	<b>NOV</b>	<b>DEC</b>	<b>JAN</b>	<b>FEB</b>	<b>MAR</b>	<b>APR</b>
Home	2	8	8	7	4	7	5
Away	0	8	7	8	8	8	2
<b>TOTAL</b>	<b>2</b>	<b>16</b>	<b>15</b>	<b>15</b>	<b>12</b>	<b>15</b>	<b>7</b>

	<b>GAMES ON DAYS OF THE WEEK</b>						
<b>LOC</b>	<b>SUN</b>	<b>MON</b>	<b>TUE</b>	<b>WED</b>	<b>THU</b>	<b>FRI</b>	<b>SAT</b>
Home	7	6	3	10	2	13	0
Away	9	1	6	8	5	7	5
<b>TOTAL</b>	<b>16</b>	<b>7</b>	<b>9</b>	<b>18</b>	<b>7</b>	<b>20</b>	<b>5</b>

		<b>BACK TO BACKS</b>		
<b>HOME/AWAY</b>	<b>AWAY/HOME</b>	<b>HOME/HOME</b>	<b>AWAY/AWAY</b>	<b>TOTAL</b>
5	6	0	6	17

**MOST CONSECUTIVE HOME GAMES**

5 (03/29/09 through 04/10/09)

**SUNDAY AFTERNOON GAMES**

10 – Five Home, Five Away

**SUNDAY NIGHT GAMES**

8 – Four Home, Four Away

**MOST CONSECUTIVE ROAD GAMES**

6 (02/11/09 through 02/25/09)

**NIGHT TIP-OFF**

71

**DAY TIP-OFF (BEFORE 6PM ET)**

11



# COMMUNITY





ADMIN

PLAYERS

FACILITIES

MEDIA

COMMUNITY

SEASON

TRADITION

PLAYOFFS

NBA



## 2007-08 COMMUNITY OUTREACH STATISTICS



5,000 tickets were donated to the community

Over 36,000 incentives awarded to Boston Middle School Students to promote perfect attendance and to Boston Elementary School Students to promote literacy

500 appearances made by Boston Celtic players, coaches, legends & staff

Over 700 hours volunteered in the community through player appearances





## NBA CARES

NBA Cares is the league's global social responsibility effort that addresses important community issues with an emphasis on programs that support education, youth and family development, and health-related causes. The NBA, its teams and players implement and execute a variety of programs that impact and inspire children and families around the world.

NBA Cares also reaches more than two million players, coaches, parents and officials worldwide participating in recreational youth basketball leagues as part of the Jr. NBA/Jr. WNBA program. The program stresses the fundamentals of the game and the values of sportsmanship, teamwork and leading an active, healthy and safe lifestyle.

Through Basketball without Borders, a basketball instructional camp for young people that promotes friendship, healthy living and education, current and former NBA players and team personnel act as camp coaches and mentors for young athletes. Since the inaugural camp in 2001, BWB has been held in ten countries and territories on five continents and has featured more than 160 NBA players, coaches and team personnel from 30 different teams for more than 1,000 basketball players from more than 100 different countries and territories.



As the world's greatest athletes, NBA players are dedicated to the community and committed to giving back in ways big and small. Through their foundations, camp efforts and philanthropic work, they make a difference for hundreds of nonprofit and youth serving organizations.

NBA Cares supports numerous causes and organizations that support people in need and work to improve the quality of life in communities around the world. Make-A-Wish, UNICEF, KaBOOM!, Habitat for Humanity, Boys & Girls Club of America, Hands On Network, Special Olympics, the Global Business Coalition on HIV/AIDS and the World Food Program are just a few of the organizations with which the NBA has a partnership.



For many years, programs dedicated to New England’s youth have been the cornerstone of the Boston Celtics’ charitable efforts. By utilizing all of our resources, the goal of the entire Celtics’ organization is to make a significant and direct impact on the youth of New England through effective interaction, support and implementation of our outreach initiatives.

**BOSTON CELTICS SHAMROCK FOUNDATION**

The mission of the **Boston Celtics Shamrock Foundation** is to provide New England-based community organizations that serve our youth with resources that will enable them to expand their reach and impact. This season, our Focus Partners include three of the most prestigious and reputable organizations in New England

– **Children’s Hospital Boston, Horizons for Homeless Children, Perkins School for the Blind** and the **Massachusetts Society for the Prevention of Cruelty to Children (MSPCC)**. Please visit their web sites to learn more about the great work happening at these wonderful organizations.



*teaming up for kids*



**Children’s Hospital Boston**

[www.childrenshospital.org](http://www.childrenshospital.org)



**HORIZONS FOR HOMELESS CHILDREN**

[www.horizonsforhomelesschildren.org](http://www.horizonsforhomelesschildren.org)



[www.perkins.org](http://www.perkins.org)



**m·s·p·c·c**

[www.msppcc.org](http://www.msppcc.org)

**PLAYER FOUNDATIONS**

Several Boston Celtics players have established charitable foundations to address the needs of youth in the Boston area and their respective hometowns.

**The Red Auerbach Youth Foundation** enriches the lives of children throughout Massachusetts by providing sports and recreational programs. The Foundation focuses on getting children, who might not otherwise participate, involved in sports. The Foundation also strives to bring children of all racial, ethnic and socio-economic backgrounds together through its sports programs.

**The Truth Fund** was launched in June of 2002 by Celtics captain Paul Pierce. The mission of The Truth Fund is to provide educational opportunities for disadvantaged youth in Boston and Inglewood, CA, through mentoring, technology and educational programs.

**For more information on these foundations, please visit the C’s in the Community section of Celtics.com.**



## HEROES AMONG US



The Heroes Among Us program is one of the premier community outreach programs in the National Basketball Association. Established as an initiative of the Boston Celtics Charitable Foundation in the fall of 1997, the Heroes Among Us program honors those individuals who have made an overwhelming impact on the lives of others.

The Heroes Among Us Award is presented to an individual or individuals who, through their unique commitment and humanitarian spirit, have made exceptional and lasting contributions to our community. At each home game since the program's inception, the Celtics and their fans have saluted the exemplary efforts of these citizens during a special in-game presentation on the team's legendary parquet floor. To date, over 450 individuals have received the Heroes Among Us Award. This program is proudly presented by the Mass State Lottery, with support from WEEI 850AM and Comcast SportsNet.




## CELTICS READ TO ACHIEVE



Working in partnership with the nationally acclaimed ReadBoston program, the Celtics are proud to once again present the Read to Achieve program to local students. From October 2008 through May 2009, students in the ReadBoston program will track the amount of time they read during the month. At the end of each month, students who reach their reading goals receive a special Read to Achieve prize. As an added incentive, the Celtics also host a monthly read-

aloud event at a participating school with various members of the team and organization.

The Boston Celtics have also opened two Reading and Learning Centers in Massachusetts. In May of 2002, the first Reading and Learning Center was opened at the YWCA of Greater Lawrence. The second was opened in November of 2003 at the Roxbury YMCA.





**STAY IN SCHOOL**



The 2008-09 season marks the 18th year of the Stay in School program in Boston Public Middle Schools. Based on the premise that children are influenced by sports figures, the Stay in School program uses athletes to encourage good attendance, which plays an instrumental role in determining future scholastic success. At assemblies during the academic year, Celtics players visit five middle schools and deliver a special program using the acronym “PRIDE” (Positive mental attitude; Respect; Intelligent choices;

Dreams and goals; Effort and education). The students also receive various awards for perfect attendance, writing and artwork. At the end of each year, the top 1,000 students are honored for their academic accomplishments at a celebration.

More than 40,000 Boston students have participated in the program since its inception. Stay in School is a partnership among the Boston Celtics, The New England Sports Museum and the Boston Public Schools.



**DUNKIN' DONUTS KIDZONE**



Created in the 2000-01 season, the Dunkin' Donuts KidZone is a special seating section that hosts children from charitable organizations at every Celtics home game. Dunkin' Donuts provides the group with complimentary tickets to the “KidZone,” as well as T-shirts, the opportunity to

sit courtside during pregame shootaround and a group photo on the court.

The Dunkin' Donuts KidZone is part of a broad community outreach initiative that aims to provide tickets to children who might not otherwise have access to area sporting events.

This multi-year campaign has also succeeded in promoting volunteerism and community service across New England.





## RE/MAX HOMECOURT



The Boston Celtics and RE/MAX of New England are proud to continue a community-based initiative entitled the "RE/MAX of New England Home Court Program." The program transforms the home driveway of a deserving fan to a Celtics-themed home court, a Celtics-themed bedroom makeover and will also provide the fan with Celtics gear.

As part of the contest the Celtics and RE/MAX of New England will host a free basketball clinic in the community of each winner. This clinic, conducted by a Celtics player, will not only teach basketball skills, but will also stress the importance of leadership, sportsmanship, and community involvement. Both the makeover and clinic will feature a Celtics Legend.



## CELTICS HOLIDAY PARTIES



On a special day each December, the entire Boston Celtics team spreads holiday cheer to patients from Children's Hospital Boston and Boston Medical Center.

For ten years, the players have hosted an annual holiday party for patients at Boston Medical Center's Pediatric Hematology Program. Over 120 young children spend hours with the members

of the Celtics having their faces painted, playing games and interacting with the clowns, carolers, and of course, Santa Claus!

Players also visit young patients at Children's Hospital Boston. The players visit room to room, spending time with the children, signing autographs, taking photos, and distributing presents to patients who are spending the holidays in the hospital. These holiday visits have become one of the most anticipated events of the season.



## CELEBRATING BLACK HISTORY MONTH



The month of February has been dedicated to the study and appreciation of black history since 1915. The Celtics have been pioneers in the integration of professional sports. In 1966, Bill Russell succeeded Red Auerbach as

coach of the Celtics, becoming the first black head coach in U.S. pro sports history. In 1950, the Celtics became the first NBA team to draft a black player when they selected Chuck Cooper in the second round of the 1950 draft.






**CELTICS/SOUTHWEST ASSISTS**



In an effort to foster community service among youth, Southwest Airlines and the Celtics have teamed up for the fifth year to bring the Assists program to Boston Public Middle Schools. Assists challenges 8th grade students in the Boston Public Middle Schools to design and implement a meaningful service project that

will meet a community need. Grand prize winners fly on Southwest Airlines to Baltimore/Washington (BWI) for a fun-filled day in the nation's capital.



*"The dedication of the students to community service is a shining example for schools across Massachusetts and throughout the nation. I commend Southwest Airlines and the Boston Celtics for sponsoring this important competition."*

- Senator Edward M. Kennedy

**TD BANKNORTH KID'S CLUBHOUSE**



As part of their partnership with the Boston Celtics, TD Banknorth is providing children from all over Massachusetts the opportunity to come to a Celtics game through the



"TD Banknorth Kid's Clubhouse" program. This program will bring over 800 children to Celtics games this season. Every child will be provided with transportation, a game ticket, a t-shirt, dinner, a courtside seat to watch the Celtics pre-game warm-ups and recognition on the JumboTron. The "TD Banknorth Kid's Clubhouse" program is another example of how TD Banknorth makes a difference for children in the community.

**BOSTON CELTICS LICENSE PLATE**



The BCSF is proud to support its partner, Children's Hospital Boston with a new championship version of the specialty Boston Celtics license plate! The new design features the Boston Celtics classic green and white logo of Lucky the Leprechaun with the moniker, "17-Time World Champions." The Celtics license plate will be available once 1,500 applications are received. **Help bring "Celtics Pride" to the roads of Massachusetts by going to [Celtics.com](http://Celtics.com) to register for your specialty plate today!**







2007-08  
SEASON



ADMIN

PLAYERS

FACILITIES

MEDIA

COMMUNITY

SEASON

TRADITION

PLAYOFFS

NBA





# 2007-08 SEASON

## DAILY RESULTS

DATE	OPPONENT	TEAM/OPP	HOME	ROAD	TOTAL	HIGH SCORING	HIGH REBOUNDS	HIGH ASSISTS	OPP SCORING	ATTEN.
Nov 2	WASHINGTON	W103- 83	1-0	0-0	1-0	Pierce-28	Garnett-20	Garnett-5	Arenas-21	18,624
Nov 4	@Toronto	W 98- 95(OT)	1-0	1-0	2-0	R. Allen-33	Garnett-13	Garnett-6 Pierce-6	Ford-32	19,800
Nov 7	DENVER	W119- 93	2-0	1-0	3-0	Pierce-26	Garnett-13	Garnett-7	Iverson-22	18,624
Nov 9	ATLANTA	W106- 83	3-0	1-0	4-0	Garnett-27	Garnett-19	Rondo-7	J. Johnson-16 Horford-16	18,624
Nov 10	@New Jersey	W112-101	3-0	2-0	5-0	Pierce-28	Garnett-14	Garnett-6	Jefferson-28	18,171
Nov 13	@Indiana	W101- 86	3-0	3-0	6-0	Pierce-31	Pierce-11 Garnett-11	Pierce-6	Granger-24	12,143
Nov 14	NEW JERSEY	W 91- 69	4-0	3-0	7-0	Garnett-16	Garnett-8 Perkins-8	R. Allen-6	Jefferson-21	18,624
Nov 16	MIAMI	W 92- 91	5-0	3-0	8-0	Garnett-26	Garnett-11	Rondo-10	Wade-23	18,624
Nov 18	@Orlando	L102-104	5-0	3-1	8-1	Pierce-28	Garnett-11	Pierce-6	Howard-24	17,519
Nov 21	GOLDEN STATE	W105- 82	6-0	3-1	9-1	R. Allen-21	Garnett-10 Pierce-10	Rondo-6	Ellis-21	18,624
Nov 23	LA. LAKERS	W107- 94	7-0	3-1	10-1	Garnett-21 Perkins-21	Garnett-11	Rondo-10	Bryant-28	18,624
Nov 24	@Charlotte	W 96- 95	7-0	4-1	11-1	Garnett-23 Pierce-23	Garnett-11	Pierce-7	Richardson-25	19,201
Nov 27	@Cleveland	L104-109(OT)	7-0	4-2	11-2	R. Allen-29 Rondo-7	R. Allen-7	Rondo-6	James-38	20,562
Nov 29	NEW YORK	W104- 59	8-0	4-2	12-2	Pierce-21 R. Allen-21	Garnett-11	Rondo-7	Robinson-11	18,624
Nov 30	@Miami	W 95- 85	8-0	5-2	13-2	Pierce-27	Garnett-9	Rondo-6	Williams-22	20,022
Dec 2	CLEVELAND	W 80- 70	9-0	5-2	14-2	R. Allen-20	Garnett-8	Tied with-3	Ilguskas-12	18,624
Dec 5	@Philadelphia	W113-103	9-0	6-2	15-2	Garnett-22	Garnett-7	Pierce-12	Miller-26	15,779
Dec 7	TORONTO	W112- 84	10-0	6-2	16-2	Garnett-23	Posey-10	Rondo-7	Parker-13	18,624
Dec 8	@Chicago	W 92- 81	10-0	7-2	17-2	R. Allen-21	Davis-12	Pierce-7	Nocioni-18	22,778
Dec 12	SACRAMENTO	W 90- 78	11-0	7-2	18-2	Pierce-26	Davis-9	Rondo-5	Artest-16 Udrih-16	18,624
Dec 14	MILWAUKEE	W104- 82	12-0	7-2	19-2	Pierce-32	Garnett-7	Rondo-8	Williams-14	18,624
Dec 16	@Toronto	W 90- 77	12-0	8-2	20-2	Pierce-18	Garnett-8	Garnett-6	Bosh-17	19,800
Dec 19	DETROIT	L 85- 87	12-1	8-2	20-3	Garnett-26	Garnett-12	Rondo-7	Billups-28	18,624
Dec 21	CHICAGO	W107- 82	13-1	8-2	21-3	Pierce-22	Garnett-7 Pierce-7 Rondo-7	Garnett-5	Gordon-19	18,624
Dec 23	ORLANDO	W103- 91	14-1	8-2	22-3	Pierce-24	Garnett-12 Perkins-12	Pierce-6 Rondo-6	Howard-23	18,624
Dec 26	@Sacramento	W 89- 69	14-1	9-2	23-3	R. Allen-17	Garnett-10	Pierce-6	Artest-15	17,317
Dec 27	@Seattle	W104- 96	14-1	10-2	24-3	Pierce-37	Garnett-14	Rondo-5	Durant-25	17,072
Dec 29	@Utah	W104- 98	14-1	11-2	25-3	Pierce-24	Garnett-9 Perkins-9	Rondo-7	Williams-22	19,911
Dec 30	@L.A. Lakers	W110- 91	14-1	12-2	26-3	Pierce-33	Garnett-12	Garnett-6	Bryant-22	18,997
Jan 2	HOUSTON	W 97- 93	15-1	12-2	27-3	Garnett-26	Garnett-9	Rondo-9	Wells-25	18,624
Jan 4	MEMPHIS	W100- 96	16-1	12-2	28-3	Garnett-23 Pierce-23	Pierce-10 Posey-10	Garnett-5 R. Allen-5 Pierce-5	Gay-21	18,624
Jan 5	@Detroit	W 92- 85	16-1	13-2	29-3	Davis-20	Perkins-9 Pierce-9	Pierce-7	Hamilton-18	22,076
Jan 9	CHARLOTTE	L 83- 95	16-2	13-2	29-4	Garnett-24	Perkins-10	Garnett-4 Posey-4	Richardson-34	18,624
Jan 11	@New Jersey	W 86- 77	16-2	14-2	30-4	Garnett-20	Garnett-11	Pierce-5	Jefferson-17	19,990
Jan 12	@Washington	L 78- 85	16-2	14-3	30-5	Garnett-19	Perkins-7	Pierce-6	Stevenson-19	20,173
Jan 14	WASHINGTON	L 83- 88	16-3	14-3	30-6	Garnett-23	Garnett-9	Garnett-6	Butler-21	18,624
Jan 16	PORTLAND	W100- 90	17-3	14-3	31-6	R. Allen-35	Pierce-8	Pierce-5 House-5	Roy-22	18,624
Jan 18	PHILADELPHIA	W116- 89	18-3	14-3	32-6	R. Allen-23	Perkins-7	Garnett-8	Iguodala-17	18,624
Jan 21	@New York	W109- 93	18-3	15-3	33-6	Perkins-24	Garnett-13	Garnett-7 Pierce-7	Randolph-24	19,763



DATE	OPPONENT	TEAM/OPP	HOME	ROAD	TOTAL	HIGH SCORING	HIGH REBOUNDS	HIGH ASSISTS	OPP SCORING	ATTEN.
Jan 23	TORONTO	L112-114	18-4	15-3	33-7	Garnett-26	Garnett-7	Pierce-9	Calderon-24	18,624
Jan 25	MINNESOTA	W 87- 86	19-4	15-3	34-7	Perkins-21	Garnett-16	Pierce-8	Telfair-18	18,624
Jan 27	@Orlando	L 93- 96	19-4	15-4	34-8	Pierce-24	Pierce-9 Powe-9	Rondo-5	Turkoglu-27	17,519
Jan 29	@Miami	W117- 87	19-4	16-4	35-8	Powe-25	Powe-11	T. Allen-6	Blount-20	19,600
Jan 31	DALLAS	W 96- 90	20-4	16-4	36-8	R. Allen-26 Pierce-26	Rondo-12	Rondo-4	Nowitzki-31	18,624
Feb 5	@Cleveland	L113-114	20-4	16-5	36-9	R. Allen-24	Rondo-7	R. Allen-5	James-33	20,562
Feb 6	LA. CLIPPERS	W111-100	21-4	16-5	37-9	Rondo-24	Powe-10	Rondo-8	Maggette-33	18,624
Feb 8	@Minnesota	W 88- 86	21-4	17-5	38-9	Pierce-18	Powe-8	Pierce-6	Jefferson-18	19,511
Feb 10	SAN ANTONIO	W 98- 90	22-4	17-5	39-9	Pierce-35	Rondo-11	Rondo-12	Duncan-22	18,624
Feb 12	@Indiana	W104- 97	22-4	18-5	40-9	Pierce-28	Pierce-12	Rondo-7	Granger-18	13,603
Feb 13	NEW YORK	W111-103	23-4	18-5	41-9	Pierce-24	Posey-11	Pierce-7	Crawford-26	18,624
Feb 19	@Denver	L118-124	23-4	18-6	41-10	Pierce-24	Powe-11	Pierce-7	Anthony-29	19,894
Feb 20	@Golden State	L117-119	23-4	18-7	41-11 R.	Allen-32	Garnett-15	R. Allen-6 Rondo-6	Davis-29	20,711
Feb 22	@Phoenix	L 77- 85	23-4	18-8	41-12	Garnett-19	Pierce-6 Perkins-6	Garnett-4	Stoudemire-28	18,422
Feb 24	@Portland	W112-102	23-4	19-8	42-12	Pierce-30	Garnett-7 Pierce-7	Rondo-8	Outlaw-24	20,554
Feb 25	@LA. Clipper	W104- 76	23-4	20-8	43-12	Pierce-17 Posey-17	Perkins-9	R. Allen-7	Thomas-15	19,328
Feb 27	CLEVELAND	W 92- 87	24-4	20-8	44-12	R. Allen-22	Garnett-11	Rondo-8	James-26	18,624
Feb 29	CHARLOTTE	W108-100	25-4	20-8	45-12	R. Allen-23	Garnett-9 Perkins-9	Rondo-16	Richardson-30	18,624
Mar 2	ATLANTA	W 98- 88	26-4	20-8	46-12	Pierce-30	Garnett-16	Rondo-8	Smith-22	18,624
Mar 5	DETROIT	W 90- 78	27-4	20-8	47-12	Garnett-31	Perkins-20	Pierce-5 R. Allen-5 Rondo-5	Billups-23 Wallace-23	18,624
Mar	7 CHICAGO	W116- 93	28-4	20-8	48-12	Pierce-22	Perkins-11	Pierce-5 House-5	Gordon-20	18,624
Mar 8	@Memphis	W119- 89	28-4	21-8	49-12	R. Allen-23	Perkins-11	Rondo-9	Warrick-15	18,119
Mar 10	@Philadelphia	W100- 86	28-4	22-8	50-12	Garnett-26	Garnett-12	Rondo-8	Miller-22	20,438
Mar 12	SEATTLE	W111- 82	29-4	22-8	51-12	Garnett-18 R. Allen-18	T. Allen-7	Pierce-11	Durant-16	18,624
Mar 14	UTAH	L 92-110	29-5	22-8	51-13	Garnett-15	Perkins-7	Garnett-6	Williams-32	18,624
Mar 15	@Milwaukee	W 99- 77	29-5	23-8	52-13	Garnett-19	Brown-9	Cassell-5	Bell-16	17,626
Mar 17	@San Antonio	W 93- 91	29-5	24-8	53-13	Pierce-22	Garnett-8 Pierce-8	Pierce-5	Ginobili-32	18,797
Mar 18	@Houston	W 94- 74	29-5	25-8	54-13	Garnett-22	Garnett-11	Pierce-5	Scola-15	18,525
Mar 20	@Dallas	W 94- 90	29-5	26-8	55-13	Pierce-22	Garnett-13 Pierce-13	Cassell-6	Jo. Howard-24	20,582
Mar 22	@New Orleans	L106-113	29-5	26-9	55-14	Pierce-28	Garnett-12	Rondo-7	West-37	18,280
Mar 24	PHILADELPHIA	L 90- 95	29-6	26-9	55-15	Garnett-18	Powe-7	Rondo-7	Iguodala-28	18,624
Mar 26	PHOENIX	W117- 97	30-6	26-9	56-15	Garnett-30	Perkins-10	R. Allen-8	Stoudemire-32	18,624
Mar 28	NEW ORLEANS	W112- 92	31-6	26-9	57-15	Pierce-27	Garnett-13	Pierce-9	Paul-22	18,624
Mar 30	MIAMI	W 88- 62	32-6	26-9	58-15	Powe-17	Powe-13	Garnett-5	Davis-14 Quinn-14	18,624
Apr 1	@Chicago	W106- 92	32-6	27-9	59-15	R. Allen-22	Perkins-9	Rondo-10	Thomas-24	22,225
Apr 2	INDIANA	W 92- 77	33-6	27-9	60-15	Garnett-20	Garnett-11	Rondo-6	Granger-14	18,624
Apr 5	@Charlotte	W101- 78	33-6	28-9	61-15	Powe-22	Powe-9	Rondo-5	Okafor-17	19,403
Apr 8	@Milwaukee	W107-104(OT)	33-6	29-9	62-15	Garnett-21	Perkins-10	Pierce-4	Redd-25	15,921
Apr 9	@Washington	L 95-109	33-6	29-10	62-16	Pierce-28	Garnett-14	Pierce-7 Rondo-7	Jamison-27	20,173
Apr 11	MILWAUKEE	W102- 86	34-6	29-10	63-16	Rondo-16	Garnett-8 Posey-8	Rondo-10	Redd-18	18,624
Apr 12	@Atlanta	W 99- 89	34-6	30-10	64-16	Garnett-24	Davis-10	Cassell-5 Rondo-5	J. Johnson-21	20,098
Apr 14	@New York	W 99- 93	34-6	31-10	65-16	Rondo-23	Rondo-10	Rondo-5	Robinson-26	19,763
Apr 16	NEW JERSEY	W105- 94	35-6	31-10	66-16	Powe-27	Powe-11	Cassell-4	Jefferson-24	18,624



## BOSTON CELTICS STATISTICS FOR ALL GAMES (66-16)

### FIELD GOALS

### 3 PT FG

### FT

### MISCELLANEOUS

PLAYER	G	GS	MIN	FG	FGA	PCT	FG	Fga	PCT	FT	FTA	PCT	OFF	DEF	TOT	AST	PF	DO	STL	TO	BLK	PTS	AVG
Pierce	80	80	2874	509	1098	.464	143	365	.392	409	485	.843	53	358	411	363	200	0	101	221	36	1570	19.6
Garnett	71	71	2328	554	990	.539	0	11	.000	269	336	.801	135	520	655	244	163	1	100	138	89	1337	18.8
R. Allen	73	73	2624	439	986	.445	180	452	.398	275	237	.907	75	193	268	225	147	0	65	127	16	1273	17.4
Cassell (TOT)	55	34	1273	233	532	.438	23	76	.303	127	144	.882	17	119	136	214	98	0	37	97	6	616	11.2
Cassell (BOS)	17	1	299	50	130	.385	9	22	.409	21	25	.840	5	26	31	35	29	0	9	19	3	130	7.6
Rondo	77	77	2306	351	713	.492	5	19	.263	107	175	.611	78	244	322	393	187	1	129	147	13	814	10.6
Powe	56	5	809	154	269	.572	0	1	.000	137	193	.710	95	132	227	15	127	2	15	43	16	445	7.9
House	78	2	1480	217	531	.409	117	298	.393	33	36	.917	19	148	167	152	114	1	59	76	10	584	7.5
Posey	74	2	1821	173	414	.418	106	279	.380	93	115	.809	30	292	322	114	182	1	72	65	19	545	7.4
Perkins	78	78	1912	214	348	.615	0	1	.000	114	183	.623	145	329	474	84	242	3	31	125	114	542	6.9
T. Allen	75	11	1373	169	389	.434	18	57	.316	138	181	.762	34	134	168	114	168	1	62	109	21	494	6.6
Davis	69	1	940	107	221	.484	0	0	---	99	150	.660	95	113	208	28	160	3	31	65	20	313	4.5
Brown	18	0	209	14	41	.341	0	1	.000	11	16	.688	29	39	68	10	29	0	5	10	8	39	2.2
Pruitt	15	0	95	14	39	.359	3	12	.250	1	2	.500	1	7	8	13	10	0	5	5	0	32	2.1
Scalabrino	48	9	512	29	94	.309	15	46	.326	15	20	.750	22	57	79	40	63	0	9	26	8	88	1.8
Pollard	22	0	173	12	23	.522	0	0	---	15	22	.682	14	23	37	3	43	1	3	5	6	39	1.8
<b>CELTICS</b>	<b>82</b>	<b>-</b>	<b>19755</b>	<b>2986</b>	<b>6286</b>	<b>.475</b>	<b>596</b>	<b>1564</b>	<b>.381</b>	<b>1677</b>	<b>2176</b>	<b>.771</b>	<b>830</b>	<b>2615</b>	<b>3445</b>	<b>1833</b>	<b>1864</b>	<b>14</b>	<b>696</b>	<b>1246</b>	<b>379</b>	<b>8245</b>	<b>100.5</b>
<b>OPPONENTS</b>	<b>82</b>	<b>-</b>	<b>19755</b>	<b>2657</b>	<b>6341</b>	<b>.419</b>	<b>485</b>	<b>1355</b>	<b>.316</b>	<b>1605</b>	<b>2160</b>	<b>.743</b>	<b>899</b>	<b>2290</b>	<b>3189</b>	<b>1359</b>	<b>1818</b>	<b>20</b>	<b>594</b>	<b>1308</b>	<b>389</b>	<b>7404</b>	<b>90.3</b>

### SINGLE-GAME HIGHS

### AVERAGE PER GAME

### CAREER HIGHS (C=SET, T=TIED THIS SEASON)

PLAYER	MIN	REB	AST	ST	TO	BL	PTS	MIN	REB	AST	STL	TO	BLK	PTS	MIN	REB	AST	FG	FGA	FT	FIA	REB	AST	PTS
Pierce	46	13	12	5	6	3	37	35.9	51	4.5	1.26	2.8	0.45	19.6	17	36	17	17	18C	9	12	14	16C	24C
Garnett	44	20	8	4	6	7	31	32.8	9.2	3.4	1.41	1.9	1.25	18.8	19	33	19	19	16C	12C	13T	13C	3	27C
R. Allen	49	10	8	4	5	1	35	35.9	3.7	3.1	0.89	1.7	0.22	17.4	17	32	17	17	32	19	20	13	13	54
Cassell (TOT)	39	9	9	3	5	1	35	23.1	2.5	3.9	0.67	1.8	0.11	11.2	18	29	18	18	29	19	20	11	19	40
Cassell (BOS)	31	5	6	3	3	1	22	17.6	1.8	2.1	0.53	1.1	0.18	7.6	9	18C	11C	11C	18C	7	13	9	7	24C
Rondo	44	12	16	6	7	3	24	29.9	4.2	5.1	1.68	1.9	0.17	10.6	18	42	5.1	9C	9	9	12	14	16C	24C
Powe	38	13	1	2	3	2	27	14.4	4.1	0.3	0.27	0.8	0.29	7.9	14	4.1	0.3	11C	6	6	6	10	8	31
House	34	6	7	4	4	1	20	19.0	2.1	1.9	0.76	1.0	0.13	7.5	20	2.1	1.9	11	20	6	6	10	8	38
Posey	41	11	6	4	4	2	19	24.6	4.4	1.5	0.97	0.9	0.26	7.4	12	24	1.5	12	24	15	18	19	10	38
Perkins	36	20	6	4	4	6	24	24.5	6.1	1.1	0.40	1.6	1.46	6.9	9C	13	13	9C	7	8T	20C	6C	24C	
T. Allen	44	7	6	4	4	2	20	18.3	2.2	1.5	0.83	1.5	0.28	6.6	11	17	1.5	11	11	11	9	7	30	
Davis	33	12	2	3	7	3	20	13.6	3.0	0.4	0.45	0.9	0.29	4.5	8C	10C	8C	10C	10C	10C	11C	2C	20C	
Brown	23	9	4	1	2	2	4	11.6	3.8	0.6	0.28	0.6	0.44	2.2	13	18	13	13	12	12	22	8	30	
Pruitt	13	2	3	1	2	0	7	6.3	0.5	0.9	0.33	0.3	0.00	2.1	3C	6C	3C	3C	7C	1C	2C	3C	7C	
Scalabrino	29	6	3	2	2	2	9	10.7	1.6	0.8	0.19	0.5	0.17	1.8	12	17	1.2	12	8	8	11	5	29	
Pollard	14	5	1	1	1	1	10	7.9	1.7	0.1	0.14	0.2	0.27	1.8	10	15	10	10	10	10	12	4	23	
<b>CELTICS</b>	<b>265</b>	<b>55</b>	<b>33</b>	<b>20</b>	<b>26</b>	<b>9</b>	<b>119</b>	<b>240.9</b>	<b>42.0</b>	<b>22.4</b>	<b>8.49</b>	<b>15.2</b>	<b>4.62</b>	<b>100.5</b>	<b>72</b>	<b>150</b>	<b>46</b>	<b>72</b>	<b>150</b>	<b>56</b>	<b>65</b>	<b>110</b>	<b>46</b>	<b>173</b>
<b>OPPONENTS</b>	<b>265</b>	<b>52</b>	<b>32</b>	<b>14</b>	<b>24</b>	<b>12</b>	<b>124</b>	<b>240.9</b>	<b>38.9</b>	<b>18.8</b>	<b>7.24</b>	<b>16.0</b>	<b>4.74</b>	<b>90.3</b>	<b>69</b>	<b>144</b>	<b>49</b>	<b>69</b>	<b>144</b>	<b>50</b>	<b>65</b>	<b>101</b>	<b>49</b>	<b>160</b>



## BOSTON CELTICS STATISTICS IN HOME GAMES (35-6)

PLAYER	G	GS	MIN	FG	FGA	PCT	3FG	3FGA	3PCT	FT	FITA	PCT	OFF	DEF	TOT	AST	PF	DQ	STL	TO	BLK	PTS	AVG
Garnett	37	37	1190	279	494	.565	0	5	.000	147	177	.831	61	279	340	136	79	0	51	64	42	705	19.1
Pierce	41	41	1423	256	547	.468	70	184	.380	191	234	.816	24	171	195	178	87	0	51	113	18	773	18.9
R. Allen	39	39	1353	224	495	.453	82	220	.373	115	125	.920	43	104	147	129	82	0	39	61	8	645	16.5
Rondo	38	38	1156	181	357	.507	2	10	.200	47	79	.595	41	116	157	222	92	0	63	71	7	411	10.8
Cassell (TOT)	29	20	658	114	265	.430	8	31	.258	54	63	.857	9	56	65	117	49	0	13	53	4	290	10.0
Cassell (BOS)	7	1	94	18	43	.419	2	4	.500	3	3	1.000	3	5	8	15	9	0	2	5	1	41	5.9
Perkins	38	38	993	119	188	.633	0	0	---	59	100	.590	73	164	237	49	121	2	15	71	64	297	7.8
Powe	32	2	415	83	141	.589	0	0	---	72	103	.699	49	74	123	8	60	1	9	24	10	238	7.4
House	39	2	724	108	264	.409	56	143	.392	9	10	.900	8	74	82	86	59	1	35	45	5	281	7.2
T. Allen	38	2	665	83	203	.409	9	33	.273	61	81	.753	21	70	91	61	75	0	28	50	12	236	6.2
Posey	35	0	805	61	163	.374	34	105	.324	47	55	.855	13	145	158	61	85	0	30	30	4	203	5.8
Davis	37	1	521	52	119	.437	0	0	---	65	94	.691	50	54	104	19	85	1	16	37	12	169	4.6
Pruitt	9	0	66	11	30	.367	3	9	.333	0	0	---	0	6	6	12	7	0	3	3	0	25	2.8
Brown	7	0	76	8	16	.500	0	1	.000	2	3	.667	11	14	25	3	13	0	2	5	2	18	2.6
Scalabrino	23	4	285	18	57	.316	10	25	.400	7	8	.875	14	29	43	24	36	0	3	15	3	53	2.3
Pollard	10	0	75	6	9	.667	0	0	---	8	12	.667	5	11	16	1	19	1	2	1	3	20	2.0
TEAM	41	-	9840	1507	3126	.482	268	739	.363	833	1084	.768	416	816	1732	1004	909	6	349	622	191	415	100.4
OPPONENTS	41	-	9840	1288	3124	.412	234	754	.310	793	1056	.751	421	1120	1541	749	899	8	296	675	167	3603	87.9

## BOSTON CELTICS STATISTICS IN ROAD GAMES (31-10)

PLAYER	G	GS	MIN	FG	FGA	PCT	FG	3FGA	3PCT	FT	FITA	PCT	OFF	DEF	TOT	AST	PF	DQ	STL	TO	BLK	PTS	AVG
Pierce	39	39	1451	253	551	.459	73	181	.403	218	251	.869	29	187	216	185	113	0	50	108	18	797	20.4
Garnett	34	34	1138	255	496	.514	0	6	.000	122	159	.767	74	241	315	108	84	1	49	74	47	632	18.6
R. Allen	34	34	1271	215	491	.438	98	232	.422	100	112	.893	32	89	121	96	65	0	26	66	8	628	18.5
Cassell (TOT)	26	14	616	119	267	.446	15	45	.333	73	81	.901	8	63	71	97	49	0	24	44	2	326	12.5
Cassell (BOS)	10	0	205	32	87	.368	7	18	.389	18	22	.818	2	21	23	20	20	0	7	14	2	89	8.9
Rondo	39	39	1150	170	356	.478	3	9	.333	60	96	.625	37	128	165	171	95	1	66	76	6	403	10.3
Posey	39	2	1017	112	251	.446	72	174	.414	46	60	.767	17	147	164	53	97	1	42	35	15	342	8.8
Powe	24	3	395	71	128	.555	0	1	.000	65	90	.722	46	58	104	7	67	1	6	19	6	207	8.6
House	39	0	757	109	267	.408	61	155	.394	24	26	.923	11	74	85	66	55	0	24	31	5	303	7.8
T. Allen	37	9	708	86	186	.462	9	24	.375	77	100	.770	13	64	77	53	93	1	34	59	9	258	7.0
Perkins	40	40	919	95	160	.594	0	1	.000	55	83	.663	72	165	237	35	121	1	16	54	50	245	6.1
Davis	32	0	419	55	102	.539	0	0	---	34	56	.607	45	59	104	9	75	2	15	28	8	144	4.5
Brown	11	0	133	6	25	.240	0	0	---	9	13	.692	18	25	43	7	16	0	3	5	6	21	1.9
Pollard	12	0	98	6	14	.429	0	0	---	7	10	.700	9	12	21	2	24	0	1	4	3	19	1.6
Scalabrino	25	5	227	11	37	.297	5	21	.238	8	12	.667	8	28	36	16	27	0	6	11	5	35	1.4
Pruitt	6	0	29	3	9	.333	0	3	.000	1	2	.500	1	1	2	1	3	0	2	2	0	7	1.2
TEAM	41	-	9915	1479	3160	.468	328	825	.398	844	1092	.773	414	1299	1715	829	955	8	347	624	188	4150	100.7
OPPONENTS	41	-	9915	1369	3217	.426	251	781	.321	812	1104	.756	478	1170	1648	790	919	12	298	633	222	3801	92.7



### CELTICS

HIGHS	CATEGORIES	LOWS
119 Twice; *at Memphis, 3/8	Points, Game	77 at Phoenix, 2/22
77 vs. Denver, 11/7	Points, First Half	30 at Phoenix, 2/22
68 at Memphis, 3/8	Points, Second Half	33 vs. Detroit, 12/19
38 vs. Denver, 11/7	Points, 1st Quarter	11 at San Antonio, 3/17
39 vs. Denver, 11/7	Points, 2nd Quarter	14 at Memphis, 3/8
40 at Memphis, 3/8	Points, 3rd Quarter	13 Twice; *at Sacramento, 12/26
38 vs. Philadelphia, 1/18	Points, 4th Quarter	12 Twice; *at Miami, 11/30
20 at Toronto, 11/4	Points, Overtime	8 at Milwaukee, 4/8
49 vs. Denver, 11/7	Field Goals Made	26 at Washington, 1/12
99 at Denver, 2/19	Field Goals Att	63 at Washington, 1/12
645 vs. Denver, 11/7	Field Goal Percentage	345 at Dallas, 3/20
15 at Memphis, 3/8	Three Point Field Goals Made	2 vs. Cleveland, 12/2
33 at Denver, 2/19	Three Point Field Goals Att	8 vs. Detroit, 3/5
667 at Portland, 2/24	Three Point Field Goal Pct	143 vs. Cleveland, 12/2
38 vs. Chicago, 3/7	Free Throws Made	4 vs. Milwaukee, 4/11
46 at Golden State, 2/20	Free Throws Att	5 vs. Milwaukee, 4/11
944 vs. Miami, 11/16	Free Throw Pct	563 at Toronto, 12/16
55 vs. Chicago, 3/7	Total Rebounds	29 Twice; *vs. Utah, 3/14
22 vs. Miami, 3/30	Offensive Rebounds	2 vs. New Orleans, 3/28
43 vs. Chicago, 3/7	Defensive Rebounds	18 vs. Utah, 3/14
33 Twice; *vs. Milwaukee, 4/11	Assists	13 Three Times; *at New York, 4/14
20 vs. Denver, 11/7	Steals	2 Twice; *vs. New Orleans, 3/28
26 at Milwaukee, 4/8	Turnovers	4 at Seattle, 12/27
9 Four Times; *at Dallas, 3/20	Blocked Shots	0 Twice; *vs. San Antonio, 2/10
33 Twice; *at Denver, 2/19	Personal Fouls	13 vs. L.A. Lakers, 11/23

### OPPONENTS

HIGHS	CATEGORIES	LOWS
124 at Denver, 2/19	Points, Game	59 vs. New York, 11/29
64 at Cleveland, 2/5	Points, First Half	29 at Sacramento, 12/26
69 at Golden State, 2/20	Points, Second Half	28 Twice; *at Charlotte, 4/5
36 at Cleveland, 2/5	Points, 1st Quarter	13 Twice; *vs. Miami, 3/30
37 vs. Phoenix, 3/26	Points, 2nd Quarter	11 vs. New Jersey, 11/14
33 vs. L.A. Clippers, 2/6	Points, 3rd Quarter	10 vs. New York, 11/29
37 at Golden State, 2/20	Points, 4th Quarter	9 Twice; *at Charlotte, 4/5
17 Twice; *at Cleveland, 11/27	Points, Overtime	5 at Milwaukee, 4/8
44 at Philadelphia, 12/5	Field Goals Made	17 vs. Miami, 3/30
95 at Philadelphia, 3/10	Field Goals Att	59 vs. Miami, 3/30
580 vs. Toronto, 1/23	Field Goal Percentage	288 vs. Miami, 3/30
15 vs. Toronto, 1/23	Three Point Field Goals Made	0 vs. Washington, 11/2
31 vs. San Antonio, 2/10	Three Point Field Goals Att	9 vs. Philadelphia, 3/24
727 at Charlotte, 11/24	Three Point Field Goal Pct	000 vs. Washington, 11/2
34 Twice; *at Denver, 2/19	Free Throws Made	9 Three Times; *at Charlotte, 4/5
49 at Denver, 2/19	Free Throws Att	12 Twice; *vs. Sacramento, 12/12
1.000 vs. Toronto, 1/23	Free Throw Pct	375 at New Jersey, 1/11
52 at New Jersey, 1/11	Total Rebounds	27 Twice; *vs. Phoenix, 3/26
24 at Philadelphia, 3/10	Offensive Rebounds	4 Three Times; *vs. Phoenix, 3/26
42 at Dallas, 3/20	Defensive Rebounds	21 Twice; *at Philadelphia, 12/5
32 vs. Toronto, 1/23	Assists	11 Twice; *at Sacramento, 12/26
14 at Washington, 1/12	Steals	2 Four Times; *at Dallas, 3/20
24 Three Times; *at Phoenix, 2/22	Turnovers	6 at Detroit, 1/5
12 Twice; *at Dallas, 3/20	Blocked Shots	0 Three Times; *vs. New York, 2/13
35 at Indiana, 11/13	Personal Fouls	11 vs. Milwaukee, 4/11



## CELTICS

CATEGORY	HIGHS	OCCURRENCE
Points .....	37	Paul Pierce at Seattle (12/27/07)
Field Goals Made .....	13	Kevin Garnett vs. Detroit (3/5/08)
Field Goals Attempted.....	27	Paul Pierce at Seattle (12/27/07)
Three Point Field Goals Made .....	7	Ray Allen at Toronto (11/4/07)
Three Point Field Goals Attempted	12	Ray Allen at Cleveland (11/27/07)
Free Throws Made .....	14	Paul Pierce at Indiana (11/13/07)
Free Throws Attempted.....	14	Paul Pierce at Indiana (11/13/07)
Total Rebounds .....	20	Twice; *Kendrick Perkins vs. Detroit (3/5/08)
Offensive Rebounds .....	6	Seven Times; *Leon Powe vs. Miami (3/30/08)
Defensive Rebounds .....	16	Twice; *Kendrick Perkins vs. Detroit (3/5/08)
Assists .....	16	Rajon Rondo vs. Charlotte (2/29/08)
Steals .....	6	Rajon Rondo at Orlando (1/27/08)
Turnovers.....	7	Twice; *Glen Davis at Milwaukee (4/8/08)
Blocked Shots .....	7	Kevin Garnett at Chicago (12/8/07)
Minutes Played .....	49:10	Ray Allen at Toronto (11/4/07)

## OPPONENTS

CATEGORY	HIGHS	OCCURRENCE
Points .....	38	LeBron James at Cleveland (11/27/07)
Field Goals Made .....	15	David West at New Orleans (3/22/08)
Field Goals Attempted .....	26	Jason Richardson vs. Charlotte (2/29/08)
Three Point Field Goals Made .....	6	Jason Williams at Miami (11/30/07)
Three Point Field Goals Attempted	13	Jason Richardson vs. Charlotte (2/29/08)
Free Throws Made .....	17	Deron Williams vs. Utah (3/14/08)
Free Throws Attempted .....	20	Twice; *Allen Iverson at Denver (2/19/08)
Total Rebounds .....	19	Dirk Nowitzki at Dallas (3/20/08)
Offensive Rebounds .....	9	Antawn Jamison at Washington (1/12/08)
Defensive Rebounds .....	19	Dirk Nowitzki at Dallas (3/20/08)
Assists .....	14	Ramon Sessions vs. Milwaukee (4/11/08)
Steals .....	8	Bonzi Wells at New Orleans (3/22/08)
Turnovers .....	10	Andrew Bogut at Milwaukee (4/8/08)
Blocked Shots .....	9	Marcus Camby at Denver (2/19/08)
Minutes Played .....	46:31	LeBron James at Cleveland (11/27/07)

\* Indicates most recent occurrence.



### BY DIVISION/CONFERENCE

DIVISION/CONFERENCE	RECORD	HOME	ROAD	OT
OVERALL	66-16	35-6	31-10	2-1
Atlantic	14-2	6-2	8-0	1-0
Central	15-3	8-1	7-2	1-1
Southeast	12-6	7-2	5-4	
EASTERN	41-11	21-5	20-6	2-1
Southwest	9-1	5-0	4-1	
Northwest	8-2	4-1	4-1	
Pacific	8-2	5-0	3-2	
WESTERN	25-5	14-1	11-4	

### BY MONTH

MONTH	WON	LOST	MONTH	WON	LOST
October	0	0	February	9	4
November	13	2	March	13	3
December	13	1	April	8	1
January	10	5			

### BY MARGINS

MARGINS	1	2	3	4	5	6	7	8	9	10	11	12	13	14	15	16	17	18	19	20	21	22	23
Won By:	3	2	2	3	1	3	2	4	1	7	4	3	2	2	2	2			1	5		3	4
Lost By:	1	4	1		3	1	2	1				1		1				1					

MARGINS	24	25	26	27	28	29	30	31	32	33	34	35	36	37	38	39	40	41	42	43	44	45	46+	
Won By:		1	2	1	2	1	2																1	
Lost By:																								

### BY QUARTER

AT START OF:	OVERALL	HOME	ROAD
2nd	Ahead:	44-6	19-2
	Behind:	18-9	11-8
	Tied:	4-1	1-0
3rd	Ahead:	49-8	21-5
	Behind:	14-7	9-4
	Tied:	3-1	1-1
4th	Ahead:	57-7	23-3
	Behind:	8-9	7-7
	Tied:	1-0	1-0

### BY FIELD GOAL PERCENTAGE

FG%	TOTAL	HOME	ROAD	FG%	TOTAL	HOME	ROAD
-44%	20-8	9-2	11-6	55-59%	5-2	2-0	3-2
45-49%	24-5	12-4	12-1	+60%	2-0	2-0	0-0
50-54%	15-1	10-0	5-1				



## BY POINT TOTAL

WHEN CELTICS SCORE 100+ .....	38-7	WHEN OPPONENT SCORES 100+ .....	7-9
WHEN CELTICS SCORE -100 .....	28-9	WHEN OPPONENT SCORES -100 .....	59-7

## BY OPPONENT'S SEASON ENDING RECORD

VS. .500+ .....	27-15	VS. -.500 .....	39-1
-----------------	-------	-----------------	------

## STARTING LINEUPS

The Celtics used 10 different starting lineups during the course of the 2007-08 season.

## MOST POINTS BY QUARTER/HALF

CELTICS POINTS	QUARTER/HALF	OPPONENT	DATE
40.....	3rd Quarter .....	at Memphis .....	03/08/08
77 .....	1st Half .....	vs. Denver .....	11/07/07
OPPONENT POINTS	QUARTER/HALF	OPPONENT	DATE
37 (Two Times) .....	2nd Quarter .....	vs. Phoenix .....	03/26/08
69 .....	2nd Half.....	at Golden State .....	02/20/08

## LEAST POINTS BY QUARTER/HALF

CELTICS POINTS	QUARTER/HALF	OPPONENT	DATE
11 .....	1st Quarter .....	at San Antonio .....	03/17/08
30 .....	2nd Half.....	at Phoenix .....	02/22/08
OPPONENT POINTS	QUARTER/HALF	OPPONENT	DATE
9 (Two Times).....	4th Quarter.....	at Charlotte .....	04/05/08
28 (Two Times) .....	2nd Half.....	at Charlotte .....	04/05/08

## OFFENSIVE LEADERS (INCLUDING TIES)

PLAYER	PTS	REBS	ASSTS	PLAYER	PTS	REBS	ASSTS
R. Allen	17	1	9	Pierce	32	10	25
T. Allen	0	1	1	Pollard	0	0	0
Brown	0	1	0	Posey	1	4	1
Cassell	0	0	4	Powe	4	9	0
Davis	1	3	0	Pruitt	0	0	0
Garnett	26	45	16	Rondo	2	5	36
House	0	0	3	Scalabrino	0	0	0
Perkins	3	18	0	Wallace	0	0	0



This list includes games that the player was not in uniform or was on the Inactive List. It does not include games in which the player was in uniform but did not play due to a coach's decision (DNP-CD).

The Celtics missed 86 man games due to injuries.

PLAYER	REASON	DATES OUT	GAMES	W/L
R. Allen	Sore Right Ankle*	12/14/07-12/16/07	2	2-0
R. Allen	Pinched Nerve in Neck*	1/9/08	1	0-1
R. Allen	Flu	1/29/08	1	1-0
R. Allen	Jammed Left Ankle*	3/15/08-3/18/08	3	3-0
T. Allen	Bruised Right Thigh*	11/27/07-11/30/07	3	3-0
T. Allen	Strained Right Calf*	2/27/08-2/29/08	2	2-0
T. Allen	Bruised Lower Back*	3/20/08	1	1-0
Cassell	Back Spasms*	4/8/08-4/9/09	2	1-1
Davis	Sore Right Knee	1/9/08	1	0-1
Garnett	Abdominal Strain	1/27/08-2/13/08	9	7-2
House	Sprained Left Ankle*	11/14/07	1	1-0
House	Strained Right Adductor*	4/11/08-4/15/08	3	3-0
Perkins	Sore Right Foot	12/12/07	1	1-0
Perkins	Strained Left Shoulder*	2/10/08-2/13/08	3	3-0
Pierce	Personal Reasons*	4/5/08	1	1-0
Posey	Low Back Spasms*	11/9/07-11/10/07	2	2-0
Posey	Sprained Finger on Right Hand	1/21/08-1/25/08	3	2-1
Posey	Bruised Left Thigh	4/16/08	1	1-0
Pollard	Sore Back	12/12/07-12/14/07	2	2-0
Pollard	Sore Left Ankle	1/25/08	1	1-0
Pollard	Sore Left Ankle*	1/27/08-2/8/08	6	4-2
Pollard	Sore Left Ankle/Left Ankle Surgery*	3/5/08-4/16/08	24	20-4
Powe	Sore Right Foot*	4/11/08-4/12/08	2	2-0
Rondo	Sore Right Hamstring*	12/30/07	1	1-0
Rondo	Sore Lower Back*	1/12/08	1	0-1
Rondo	Sore Lower Back	1/16/08-1/18/08	2	2-0
Scalabrino	Mild Concussion*	11/10/07	1	1-0
Scalabrino	Flu*	1/25/08	1	1-0
Scalabrino	Strained Right Groin*	2/19/08-2/25/08	5	2-3

\*Denotes inactive

**TOTAL GAMES MISSED: 86**



PLAYER	MINS	FGM	FTM	OFF. REB	DEF. REB	TOT. REB	ASTS	STLS	TO	BLKS	PTS
TONY ALLEN	44 DEC. 16 at Tor.	8 JAN. 4 vs Mem.	8 APR. 16 vs N.J.	3 JAN. 23 vs Tor.	6 JAN. 12 at Wash.	7 MAR. 12 vs Sea.	6 JAN. 29 at Miami	4 (2) JAN. 12 at Wash.	4 (7) MAR. 7 vs Chi.	2 (6) MAR. 17 at S.A.	20 (2) JAN. 29 at Miami
RAY ALLEN	49 (2) NOV. 27 at Clev.	12 JAN. 16 vs Port.	10 NOV. 30 at Miami	4 JAN. 23 vs Tor.	8 (2) MAR. 5 vs DeL.	10 NOV. 10 at N.J.	8 MAR. 26 vs Phoe.	4 (3) JAN. 18 vs Phil.	5 JAN. 25 vs Minn.	1 (16) APR. 1 at Chi.	35 JAN. 16 vs Port.
P.J. BROWN	23 MAR. 15 at Milw.	2 (2) APR. 11 vs Milw.	2 (4) APR. 9 at Wash.	6 MAR. 15 at Milw.	5 APR. 5 at Cha.	9 MAR. 15 at Milw.	4 MAR. 15 at Milw.	1 (5) APR. 11 vs Milw.	2 (3) APR. 11 vs Milw.	2 (2) APR. 12 at ATL	4 (4) APR. 11 vs Milw.
SAM CASSELL LA-C-Bos.	39 (2) JAN. 19 vs N.J.	15 JAN. 15 vs Phoe.	7 (4) FEB. 11 at Milw.	2 (2) MAR. 30 vs Miami	8 DEC. 28 at Phoe.	9 DEC. 28 at Phoe.	9 NOV. 16 at G.S.	3 (3) MAR. 15 at Milw.	5 (3) JAN. 28 vs Cha.	1 (6) APR. 5 at Cha.	35 NOV. 7 at Ind.
SAM CASSELL Bos.	31 APR. 14 at N.Y.	8 APR. 12 at Atl.	6 APR. 14 at N.Y.	2 MAR. 30 vs Miami	5 (2) APR. 14 at N.Y.	5 (2) APR. 14 at N.Y.	6 MAR. 20 at Dall.	3 MAR. 15 at Milw.	3 (2) MAR. 18 at Hou.	1 (3) APR. 5 at Cha.	22 APR. 14 at N.Y.
GLEN DAVIS	33C FEB. 10 vs S.A.	8C JAN. 5 at DeL.	10C DEC. 12 vs Sac.	6C NOV. 10 at N.J.	9C DEC. 8 at Chi.	12C DEC. 8 at Chi.	2C(5) MAR. 26 vs Phoe.	3C(2) FEB. 10 vs S.A.	7C APR. 8 at Milw.	3C DEC. 21 vs Chi.	20C JAN. 5 at DeL.
KEVIN GARNETT	44 (2) NOV. 27 at Clev.	13 MAR. 5 vs DeL.	9 JAN. 4 vs Mem.	6 DEC. 27 at Sea.	18 NOV. 2 vs Wash.	20 NOV. 2 vs Wash.	8 JAN. 18 vs Phil.	4 (3) FEB. 27 vs Clev.	6 NOV. 9 vs Atl.	7 DEC. 8 at Chi.	31 MAR. 5 vs DeL.
EDDIE HOUSE	34 (2) JAN. 18 vs Phil.	7 (3) MAR. 15 at Milw.	3 (2) DEC. 27 at Sea.	2 APR. 5 at Cha.	6 DEC. 21 vs Chi.	6 (3) JAN. 14 vs Wash.	7 MAR. 8 at Mem.	4 APR. 16 vs N.J.	4T(2) APR. 8 at Milw.	1 (10) MAR. 20 at Dall.	20 JAN. 29 at Miami
KENDRICK PERKINS	36 (2) DEC. 23 vs Ori.	9C JAN. 21 at N.Y.	6 (3) MAR. 7 vs Chi.	6 MAR. 5 vs DeL.	14C MAR. 5 vs DeL.	20C MAR. 5 vs DeL.	6C MAR. 2 vs Atl.	2 (6) FEB. 29 vs Cha.	4 (6) FEB. 29 vs Cha.	6T MAR. 10 at Phil.	24C JAN. 21 at N.Y.
PAUL PIERCE	46 (2) JAN. 5 at DeL.	12 FEB. 24 at Port.	14 NOV. 13 at Ind.	5 NOV. 21 vs G.S.	11 MAR. 20 at Dall.	13 MAR. 20 at Dall.	12 DEC. 5 at Phil.	5 NOV. 7 vs Den.	6 (8) APR. 9 at Wash.	3 MAR. 20 at Dall.	37 DEC. 27 at Sea.
SCOT POLLARD	14 (2) JAN. 2 vs Hou.	4 JAN. 2 vs Hou.	5 NOV. 24 at Cha.	3 DEC. 26 at Sac.	4 NOV. 16 vs Miami	5 (3) JAN. 2 vs Hou.	1 (3) JAN. 2 vs Hou.	1 (3) JAN. 2 vs Hou.	1 (5) FEB. 22 at Phoe.	1 (6) JAN. 9 vs Cha.	10 JAN. 2 vs Hou.
JAMES POSEY	41 APR. 14 at N.Y.	7 APR. 5 at Cha.	5 APR. 8 at Milw.	2 (3) FEB. 10 vs S.A.	10 (3) MAR. 18 at Hou.	11 FEB. 13 vs N.Y.	6 FEB. 6 vs LA-C	4 (2) MAR. 30 vs Miami	4 (2) FEB. 6 vs LA-C	2 (3) APR. 14 at N.Y.	19 APR. 5 at Cha.
LEON POWE	38C FEB. 13 vs N.Y.	9C(2) APR. 16 vs N.J.	12C APR. 5 at Cha.	6T(3) MAR. 30 vs Miami	8T JAN. 29 at Miami	13C MAR. 30 vs Miami	1 (15) APR. 16 vs N.J.	2 (2) APR. 5 at Cha.	3T(4) MAR. 30 vs Miami	2T(2) MAR. 7 vs Chi.	27C APR. 16 vs N.J.
GABE PRUITT	13C(2) APR. 16 vs N.J.	3C(2) FEB. 25 at LA-C	1C APR. 14 at N.Y.	1C APR. 14 at N.Y.	2C JAN. 16 vs Port.	2C JAN. 16 vs Port.	3C(2) APR. 16 vs N.J.	1C(5) APR. 11 vs Milw.	2C JAN. 18 vs Phil.	0C	7C DEC. 14 vs Milw.
RAJON RONDO	44 NOV. 27 at Clev.	11C APR. 14 at N.Y.	7 (2) JAN. 29 at Miami	6C JAN. 31 vs Dall.	10 APR. 14 at N.Y.	12 JAN. 31 vs Dall.	16C FEB. 29 vs Cha.	6 JAN. 27 at Ori.	7C APR. 1 at Chi.	3C FEB. 13 vs N.Y.	24C FEB. 6 vs LA-C
BRIAN SCALABRINE	29 APR. 16 vs N.J.	4 NOV. 2 vs Wash.	3 NOV. 13 at Ind.	3 (2) JAN. 23 vs Tor.	4 (3) APR. 16 vs N.J.	6 (2) APR. 16 vs N.J.	3 (3) APR. 16 vs N.J.	2 (2) FEB. 5 at Clev.	2 (4) DEC. 7 vs Tor.	2 FEB. 12 at Ind.	9 (2) NOV. 13 at Ind.
CELTICS High Games	265 (3) APR. 8 at Milw.	49 NOV. 7 vs Den.	38 MAR. 7 vs Chi.	22 MAR. 30 vs Miami	43 MAR. 7 vs Chi.	55 MAR. 7 vs Chi.	33 (2) APR. 11 vs Milw.	20 NOV. 7 vs Den.	26 APR. 8 at Milw.	9 (4) MAR. 20 at Dall.	119 (2) MAR. 8 at Mem.
CELTICS Low Games	240 (79) APR. 16 vs N.J.	26 JAN. 12 at Wash.	4 APR. 11 vs Milw.	2 MAR. 28 vs N.O.	18 MAR. 14 vs Utah	29 (2) MAR. 14 vs Utah	13 (3) APR. 14 at N.Y.	2 (2) MAR. 28 vs N.O.	5 DEC. 27 at Sea.	0 (2) FEB. 10 vs S.A.	77 FEB. 22 at Phoe.
OPPONENTS High Games	265 (3) APR. 8 at Milw.	44 DEC. 5 at Phil.	34 (2) FEB. 19 at Den.	24 MAR. 10 at Phil.	42 MAR. 20 at Dall.	52 JAN. 11 at N.J.	32 JAN. 23 vs Tor.	14 JAN. 12 at Wash.	24 (3) FEB. 22 at Phoe.	12 (2) MAR. 20 at Dall.	124 FEB. 19 at Den.
OPPONENTS Low Games	240 (79) APR. 16 vs N.J.	17 MAR. 30 vs Miami	9 (3) APR. 5 at Cha.	4 (4) APR. 16 vs N.J.	16 FEB. 24 at Port.	27 (2) MAR. 26 vs Phoe.	11 (3) DEC. 26 at Sac.	2 (5) MAR. 20 at Dall.	8 (4) MAR. 28 vs N.O.	0 (3) FEB. 13 vs N.Y.	59 NOV. 29 vs N.Y.

"C" indicates a new career-high, "T" a tied career-high.

Numbers in parentheses indicate the number of games in which a player or team has reached a given total (if more than one).



**AUGUST 2008**

- 23 Signed first round draft pick J.R. Giddens  
22 Signed second round draft pick Bill Walker and signed free agent forward Darius Miles

**JULY 2008**

- 23 Re-signed guards Eddie House and Tony Allen  
16 Signed free agent center Patrick O'Bryant

**JUNE 2008**

- 28 Selected J.R. Giddens with the 30th pick and selected Semih Erden with the 60th pick in the 2008 NBA Draft; acquired the draft rights to Bill Walker from the Washington Wizards in exchange for cash considerations  
17 Win NBA record 17th NBA Championship

**APRIL 2008**

- 7 Recalled Gabe Pruitt from Utah of the NBA Development League

**MARCH 2008**

- 11 Scot Pollard has season-ending surgery on his left ankle  
4 Assigned Gabe Pruitt to Utah of NBA Development League; signed free agent guard Sam Cassell

**FEBRUARY 2008**

- 27 Signed free agent center-forward P.J. Brown

**DECEMBER 2007**

- 18 Requested waivers on forward Brandon Wallace  
13 Recalled Gabe Pruitt from Utah of NBA Development League  
3 Assigned Gabe Pruitt to Utah of NBA Development League

**NOVEMBER 2007**

- 26 Recalled Gabe Pruitt from Utah of NBA Development League  
23 Assigned Gabe Pruitt to Utah of NBA Development League  
13 Assigned Brandon Wallace to Utah of NBA Development League


**OCTOBER 2007**

- 25 Requested waivers on guards Dahntay Jones and Jackie Manuel  
16 Requested waivers on forward Esteban Batista









TRADITION



ADMIN

PLAYERS

FACILITIES

MEDIA

COMMUNITY

SEASON


TRADITION

PLAYOFFS

NBA







## **ARNOLD "RED" AUERBACH** • 9/20/17 — 10/28/06

Arnold "Red" Auerbach once proclaimed, "The Boston Celtics are not a basketball team, they are a way of life." Auerbach, a member of the National Basketball Association since its formation in 1946, had been with the Celtics since 1950 until his passing in October of 2006.

Auerbach spent the first three seasons of his pro career with the Washington Capitols before moving on to the Tri-Cities Hawks for one campaign. At this point, Walter Brown, who owned the struggling Boston Celtics, appointed Auerbach as the man to lead the squad into what would ultimately become the greatest franchise in pro basketball annals.

He carefully crafted a competitive team, and his moves culminated with an April 29, 1956 transaction that sent Ed Macauley and Cliff Hagan to St. Louis for the Hawks' first-round pick;

with that selection, the Celtics chose Bill Russell. This blockbuster trade would spur the Celtics into the most dominant franchise in pro basketball history and helped spawn the legend that is Auerbach and the Celtics. From 1950-1966, Auerbach coached the Celtics to nine world titles, including eight in succession from 1959-1966. His incredible record was 938-479 (.662) in regular-season play and an equally impressive 99-69 (.589) in postseason encounters. Prior to the 1966-67 season, the "coach" removed himself from the bench in order to concentrate on his duties as General Manager, and appointed Bill Russell as player-coach.

With Red's guidance and knowledge, the Celtics continued to win. In 1968 and 1969, the Celtics added two more titles. After a down period in the early 1970s, Auerbach restructured the team, adding key personnel through trades and the draft, and ultimately raised banners in 1974 and 1976. It was the subsequent years that would provide Auerbach with his biggest challenge, as the late '70s proved to be a dismal period for the Celtics. Yet Auerbach once again saved the franchise with the shrewd selection of Larry Bird in the 1978 draft. Although he would have to wait a year before Bird could play in the NBA, Auerbach sensed that the Indiana native was the man to rejuvenate the proud organization. Five other teams had a shot at Bird, but all passed.

In 1981, Boston became the NBA champions again as Auerbach orchestrated another amazing trade, this time dealing the first and 13th picks in the 1981 draft to Golden State for Robert Parish and the third overall pick (Kevin McHale). Boston added two more titles in 1984 and 1986 thanks to the master's keen additions of Danny Ainge, Dennis Johnson, Bill Walton, and others.

Auerbach has been the recipient of numerous distinguished awards and honors throughout his career. In 1968, he was enshrined in the Basketball Hall of Fame in Springfield, MA for all his successes. When the NBA chose its Silver Anniversary Team honoring the best of the league's first 25 years, Red was chosen as coach of that distinguished team. In 1982, he was elected to the Washington Hall of Stars, a Hall of Fame which involves people from all sports. Red was also honored as NBA Coach of the Year in 1965, winning the trophy that now bears his name, and NBA Executive of the Year in 1980. Also in that year, he was selected to the NBA's 35th Anniversary Team as "Greatest Coach in the History of the NBA," by the PBWAA.

In 1985, the Red Auerbach Fund, established in the great coach's name, was created to promote athletic, recreational, and other youth development activities in Boston and throughout the Commonwealth of Massachusetts. January 4, 1985 was a special day in Red's heart and in Boston sports history, as it was on this day that the Celtics family saluted its patriarch by having the number "2" retired in his honor (emblematic as the second most influential person in the organization's annals; similarly, the number "1" is dedicated to the team's founder, Walter Brown). On Red's 68th birthday, September 20, 1985, a life-size sculpture of Auerbach was unveiled and placed in Boston's historic Faneuil Hall Marketplace so the public would have a lasting tribute to this basketball genius and legend.

He received seven honorary degrees from various institutions. Red valued such honors so much that he kept a previous commitment to American International College by delivering its commencement speech on May 22, 1988, even though it prevented him from being at Boston Garden for the deciding game of the Celtics-Hawks' best-of-seven thriller. On that day, AIC presented Auerbach with a Doctor of Humanities Honorary Degree. A week earlier he had received a Doctor of Arts Honorary



Degree from Stonehill College. He has also received Honorary Doctorate Degrees in Humane Letters from Franklin Pierce College, on May 24, 1981, the University of Massachusetts (Boston), in 1982, and from Boston University, on May 13, 1984. In 1986, Central New England College honored him with an Honorary Doctorate Degree in Business Administration. On February 14, 1993, his alma mater, George Washington, bestowed an honorary Doctorate of Public Service Degree, and on June 9, 1998, the university celebrated Red's 80th birthday by unveiling a plaque and a bust of the legendary coach. This tribute is permanently attached to the exterior of the Smith Center, GW's athletic facility.

Red was the author of seven books. His first, *Basketball for the Player, the Fan and Coach*, has been translated into seven languages and is the largest-selling basketball book in print. His second book, co-authored with Paul Sann, was *Winning the Hard Way*, and he also penned a pair of publications written in conjunction with Joe Fitzgerald: *Red Auerbach: An Autobiography* and *Red Auerbach On and Off the Court*. In October, 1991, *M.B.A.: Management by Auerbach*, was co-authored with Ken Dooley. In 1994, *Seeing Red – The Red Auerbach Story* was written with Dan Shaughnessy. In October 2004, his latest book, *Let Me Tell You a Story*, was co-authored with legendary sports writer John Feinstein. In 1987, an excellent instructional video entitled *Winning Basketball* became available to the public featuring the insight, thoughts, and philosophy of Red and three-time NBA Most Valuable Player and Celtics' captain Larry Bird. In 2005, he was recognized as an Honorary Master Chief at the U.S. Coast Guard.

Born in Brooklyn, New York, Red attended Eastern District High School in that city, attended Seth Low Junior College in New York, and George Washington University in the District of Columbia. He played three years of college basketball at GW, and was the team's leading scorer and a defensive specialist. He received a Bachelor of Science in Education in 1940 and a Master of Arts in Education from GW the following year.

Red and Dorothy Auerbach were married in 1941. They have two daughters: Nancy, who is married to former CNN anchorman Reid Collins, and Randy, who is Vice-President of Creative Affairs for Blue Tulip Productions in Hollywood. And one granddaughter, Julie, who is married to Eric Fleiger. They also have a great-grandson, Peter Auerbach Fleiger, and two great-granddaughters, Hope and Noelle Fleiger.

## RED AUERBACH'S COACHING RECORD:

SEASON	TEAM	REGULAR SEASON RECORD				PLAYOFFS	
		W	L	PCT.	POS	W	L
1946-47	Washington	49	11	.817	1#	2	4
1947-48	Washington	28	20	.583	4#	-	-
1948-49	Washington	38	22	.633	1#	6	5
1949-50	Tri-Cities	28	29	.491	3+	1	2
1950-51	Boston	39	30	.565	2#	0	2
1951-52	Boston	39	27	.591	2#	1	2
1952-53	Boston	46	25	.648	3#	3	3
1953-54	Boston	42	30	.583	2T#	2	4
1954-55	Boston	36	36	.500	3#	3	4
1955-56	Boston	39	33	.542	2#	1	2
1956-57	Boston	44	28	.611	1*#	7	3
1957-58	Boston	49	23	.681	1#	6	5
1958-59	Boston	52	20	.722	1*#	8	3
1959-60	Boston	59	16	.787	1*#	8	5
1960-61	Boston	57	22	.722	1*#	8	2
1961-62	Boston	60	20	.750	1*#	8	6
1962-63	Boston	58	22	.725	1*#	8	5
1963-64	Boston	59	21	.738	1*#	8	2
1964-65	Boston	62	18	.775	1*#	8	4
1965-66	Boston	54	26	.675	2*#	11	6
<b>TOTALS</b>		<b>938</b>	<b>479</b>	<b>.662</b>		<b>99</b>	<b>69</b>

\*Won NBA Championship #Eastern Division +Western Division



YEAR	G	MIN	FGM	FGA	PCT	FTM	FTA	PCT	OFF	DEF	TOT	AST	PF-DQ	ST	BL	PTS	AVG
------	---	-----	-----	-----	-----	-----	-----	-----	-----	-----	-----	-----	-------	----	----	-----	-----

**ALAA ABDELNABY [#4] 6'10" 240 LBS 06/24/68 DUKE '90**

>> Transactions: Traded to Boston for Jon Barry on 12/04/92 (also played 12 games for Milwaukee in 1992-93)...Signed as a free agent by the Sacramento Kings on 07/26/94.

92-93	63	1152	219	417	.525	76	100	.760	114	186	300	17	165-0	19	22	514	8.2
93-94	13	159	24	55	.436	16	25	.640	12	34	46	3	20-0	2	3	64	4.9
<b>TOTALS</b>	<b>76</b>	<b>1311</b>	<b>243</b>	<b>472</b>	<b>.515</b>	<b>92</b>	<b>125</b>	<b>.736</b>	<b>126</b>	<b>220</b>	<b>346</b>	<b>20</b>	<b>185-0</b>	<b>21</b>	<b>25</b>	<b>578</b>	<b>7.6</b>

Three-Point Field Goals: None Attempted.

**PLAYOFF RECORD**

92-93	4	68	11	24	.458	0	0	.000	2	11	13	1	7-0	0	1	22	5.5
-------	---	----	----	----	------	---	---	------	---	----	----	---	-----	---	---	----	-----

Three-Point Field Goals: None Attempted.

**ZAID ABDUL-AZIZ [#54] 6'9" 235 LBS 04/07/46 IOWA STATE '68**

>> Transactions: Signed by Boston as a free agent on 02/14/78...Waived on 02/24/78.

77-78	2	24	3	13	.231	2	3	.667	6	9	15	3	4-0	1	1	8	4.0
-------	---	----	---	----	------	---	---	------	---	---	----	---	-----	---	---	---	-----

**MARK ACRES [#42] 6'11" 225 LBS 11/15/62 ORAL ROBERTS '85**

>> Transactions: Signed by Boston as a free agent on 05/07/87...Selected from Boston by Orlando in the NBA expansion draft on 06/15/89.

87-88	79	1151	108	203	.532	71	111	.640	105	165	270	42	198-2	29	27	287	3.6
88-89	62	632	55	114	.482	26	48	.542	59	87	146	19	94-0	19	6	137	2.2
<b>TOTALS</b>	<b>141</b>	<b>1783</b>	<b>163</b>	<b>317</b>	<b>.514</b>	<b>97</b>	<b>159</b>	<b>.610</b>	<b>164</b>	<b>252</b>	<b>416</b>	<b>61</b>	<b>292-2</b>	<b>48</b>	<b>33</b>	<b>424</b>	<b>3.0</b>

Three-Point Field Goals: 1988-89, 1-for-1 (.000).

**PLAYOFF RECORD**

87-88	17	158	14	26	.538	9	18	.500	14	22	36	2	33-0	1	1	37	2.2
88-89	2	2	0	1	.000	0	0	.000	0	1	1	0	0-0	0	0	0	0.0
<b>TOTALS</b>	<b>19</b>	<b>160</b>	<b>14</b>	<b>27</b>	<b>.519</b>	<b>9</b>	<b>18</b>	<b>.500</b>	<b>14</b>	<b>23</b>	<b>37</b>	<b>2</b>	<b>33-0</b>	<b>1</b>	<b>1</b>	<b>37</b>	<b>1.9</b>

Three-Point Field Goals: 1987-88, 0-for-1 (.000); 1988-89, 0-for-1 (.000). Totals: 0-for-2 (.000).

**DANNY AINGE [#44] 6'5" 185 LBS 03/17/59 BRIGHAM YOUNG '81**

>> Transactions: Second round draft choice (31<sup>st</sup> pick overall) in 1981...Traded with Brad Lohaus to the Sacramento Kings for Ed Pinckney and Joe Kleine on 02/23/89 (also played 28 games for Sacramento in 1988-89)

81-82	53	564	79	221	.357	56	65	.862	25	31	56	87	86-1	37	3	219	4.1
82-83	80	2048	357	720	.496	72	97	.742	83	131	214	251	259-2	109	6	791	9.9
83-84	71	1154	166	361	.460	46	56	.821	29	87	116	162	143-2	41	4	384	5.4
84-85	75	2564	419	792	.529	118	136	.868	76	192	268	399	228-4	122	6	971	12.9
85-86	80	2407	353	701	.504	123	136	.904	47	188	235	405	204-4	94	7	855	10.7
86-87	71	2499	410	844	.486	148	165	.897	49	193	242	400	189-3	101	14	1053	14.8
87-88	81	3018	482	982	.491	158	180	.878	59	190	249	503	203-1	115	17	1270	15.7
88-89	45	1349	271	589	.460	114	128	.891	37	117	154	215	108-0	52	1	714	15.9
<b>TOTALS</b>	<b>556</b>	<b>15603</b>	<b>2537</b>	<b>5210</b>	<b>.487</b>	<b>835</b>	<b>963</b>	<b>.867</b>	<b>405</b>	<b>1129</b>	<b>1534</b>	<b>2422</b>	<b>1420-17</b>	<b>671</b>	<b>58</b>	<b>6257</b>	<b>11.3</b>

Three-Point Field Goals: 1981-82, 5-for-17 (.294); 1982-83, 5-for-29 (.172); 1983-84, 6-for-22 (.273); 1984-85, 15-for-56 (.268); 1985-86, 26-for-73 (.356); 1986-87, 85-for-192 (.443); 1987-88, 148-for-357 (.415); 1988-89, 58-for-155 (.374). Totals: 348-for-901 (.386).

**PLAYOFF RECORD**

81-82	10	129	19	45	.422	10	13	.769	6	7	13	11	21-0	2	1	50	5.0
82-83	7	201	28	72	.389	8	11	.727	2	12	14	25	24-0	5	1	66	9.4
83-84	19	253	41	90	.456	7	10	.700	4	12	-	38	36-0	9	2	91	4.8
84-85	21	687	97	208	.466	30	39	.769	20	38	58	121	76-1	32	1	231	11.0
85-86	18	652	107	193	.554	52	60	.867	22	54	76	93	57-0	41	1	280	15.6
86-87	20	762	116	238	.487	31	36	.861	13	39	52	92	62-0	24	4	295	14.8
87-88	17	670	71	184	.386	37	42	.881	15	38	53	109	64-2	9	1	198	11.6
<b>TOTALS</b>	<b>112</b>	<b>3354</b>	<b>479</b>	<b>1030</b>	<b>.465</b>	<b>175</b>	<b>211</b>	<b>.829</b>	<b>82</b>	<b>200</b>	<b>282</b>	<b>489</b>	<b>340-3</b>	<b>122</b>	<b>11</b>	<b>1211</b>	<b>10.8</b>

Three-Point Field Goals: 1981-82, 2-for-4 (.500); 1982-83, 2-for-5 (.400); 1983-84, 2-for-9 (.222); 1984-85, 7-for-16 (.438); 1985-86, 14-for-34 (.412); 1986-87, 32-for-73 (.438); 1987-88, 19-for-57 (.333). Totals: 78-for-198 (.394).

**JEROME ANDERSON [#42] 6'5" 195 LBS 10/09/53 WEST VIRGINIA '75**

>> Transactions: Third round draft choice (53<sup>rd</sup> pick overall) in 1975...Waived on 10/20/76.

75-76	22	126	25	45	.556	11	16	.688	4	9	13	6	25-0	3	3	61	2.8
-------	----	-----	----	----	------	----	----	------	---	---	----	---	------	---	---	----	-----

**PLAYOFF RECORD**

75-76	4	5	1	3	.333	0	0	.000	1	0	1	1	1-0	0	0	2	0.5
-------	---	---	---	---	------	---	---	------	---	---	---	---	-----	---	---	---	-----



**YEAR G MIN FGM FGA PCT FTM FTA PCT OFF DEF TOT AST PF-DQ ST BL PTS AVG**

**KENNY ANDERSON [#7] 6'1" 168 LBS 10/09/70 GEORGIA TECH '90**

>> Transactions: Traded by the Toronto Raptors with Zan Tabak and Popeye Jones to Boston for Chauncey Billups, Dee Brown, John Thomas and Roy Rogers on 02/18/98... Traded by Boston with Vitaly Potapenko and Joseph Forde to Seattle SuperSonics for Vin Baker and Shammond Williams on 07/22/02.

97-98	16	386	64	147	.435	41	49	.837	3	36	39	100	36-0	26	0	179	11.2
98-99	34	1010	161	357	.451	84	101	.832	24	79	103	193	78-1	33	2	412	12.1
99-00	82	2593	434	986	.440	196	253	.775	55	170	225	420	230-4	139	8	1149	14.0
00-01	33	849	88	227	.388	59	71	.831	16	57	73	134	62-0	44	2	246	7.5
01-02	76	2430	312	716	.436	98	132	.742	57	218	275	403	210-4	141	10	731	9.6
<b>TOTALS</b>	<b>241</b>	<b>7268</b>	<b>1059</b>	<b>2433</b>	<b>.435</b>	<b>478</b>	<b>606</b>	<b>.789</b>	<b>155</b>	<b>560</b>	<b>715</b>	<b>1250</b>	<b>616-9</b>	<b>383</b>	<b>22</b>	<b>2717</b>	<b>11.3</b>

Three-Point Field Goals: 1997-98, 10-for-27 (.370); 1998-99, 6-for-24 (.250); 1999-00, 85-for-220 (.386); 2000-01, 11-for-33 (.333); 2001-02, 9-for-33 (.273).  
Totals: 121-for-337 (.359).

**PLAYOFF RECORD**

01-02	16	560	82	197	.416	28	35	.800	13	37	50	76	58-1	21	0	192	12.0
-------	----	-----	----	-----	------	----	----	------	----	----	----	----	------	----	---	-----	------

Three-Point Field Goals: None Attempted.

**NATE ARCHIBALD [#7] 6'1" 165 LBS 09/02/48 AZ WSTRN/TX-EL PASO '70**

>> Transactions: Traded by the San Diego Clippers with Marvin Barnes, Billy Knight and two second round draft choices to Boston for Kermit Washington, Kevin Kunnert, Sidney Wicks and the draft rights to Freeman Williams on 08/04/78... Waived on 07/22/83.

78-79	69	1662	259	573	.452	242	307	.788	25	78	103	324	132-2	55	6	760	11.0
79-80	80	2864	383	794	.482	361	455	.830	59	138	197	671	218-2	106	10	1131	14.1
80-81	80	2820	382	766	.499	342	419	.816	36	140	176	618	201-1	75	18	1106	13.8
81-82	68	2167	308	652	.472	236	316	.747	25	91	116	541	131-1	52	3	858	12.6
82-83	66	1811	235	553	.425	220	296	.743	25	66	91	409	110-1	38	4	695	10.5
<b>TOTALS</b>	<b>363</b>	<b>11324</b>	<b>1567</b>	<b>3338</b>	<b>.469</b>	<b>1401</b>	<b>1773</b>	<b>.790</b>	<b>170</b>	<b>513</b>	<b>683</b>	<b>2563</b>	<b>792-7</b>	<b>326</b>	<b>41</b>	<b>4550</b>	<b>12.5</b>

Three-Point Field Goals: 1979-80, 4-for-18 (.222); 1980-81, 0-for-9 (.000); 1981-82, 6-for-16 (.375); 1982-83, 5-for-24 (.208). Totals: 15-for-67 (.224).

**PLAYOFF RECORD**

79-80	9	332	45	89	.506	37	42	.881	3	8	11	71	28-1	10	0	128	14.2
80-81	17	630	95	211	.450	76	94	.809	6	22	28	107	39-0	13	0	266	15.6
81-82	8	277	30	70	.429	25	28	.893	1	16	17	52	21-0	5	2	85	10.6
82-83	7	161	22	68	.324	22	29	.759	3	7	10	44	12-0	2	0	67	9.6
<b>TOTALS</b>	<b>41</b>	<b>1400</b>	<b>192</b>	<b>438</b>	<b>.438</b>	<b>160</b>	<b>193</b>	<b>.829</b>	<b>13</b>	<b>53</b>	<b>66</b>	<b>274</b>	<b>100-1</b>	<b>30</b>	<b>2</b>	<b>546</b>	<b>13.3</b>

Three-Point Field Goals: 1979-80, 1-for-2 (.500); 1980-81, 0-for-5 (.000); 1981-82, 0-for-4 (.000); 1982-83, 1-for-6 (.167). Totals: 2-for-17 (.118).

**JIM ARD [#34] 6'9" 230 LBS 09/19/48 CINCINNATI '70**

>> Transactions: Signed as a free agent on 10/03/74... Waived on 11/08/77.

74-75	59	719	89	266	.335	48	65	.738	59	140	199	40	96-2	13	32	226	3.8
75-76	81	853	107	294	.364	71	100	.710	96	193	289	48	141-2	12	36	285	3.5
76-77	63	969	96	254	.378	49	76	.645	77	219	296	53	128-1	18	28	241	3.8
77-78	1	9	0	1	.000	1	2	.500	1	3	4	1	1-0	0	0	1	1.0
<b>TOTALS</b>	<b>204</b>	<b>2550</b>	<b>292</b>	<b>815</b>	<b>.358</b>	<b>169</b>	<b>243</b>	<b>.695</b>	<b>233</b>	<b>555</b>	<b>788</b>	<b>142</b>	<b>366-5</b>	<b>43</b>	<b>96</b>	<b>753</b>	<b>3.7</b>

**PLAYOFF RECORD**

74-75	5	14	1	8	.125	0	0	.000	2	0	2	1	5-0	0	1	2	0.4
75-76	16	110	13	29	.448	11	14	.786	10	16	26	8	29-0	1	3	37	2.3
<b>TOTALS</b>	<b>21</b>	<b>124</b>	<b>14</b>	<b>37</b>	<b>.378</b>	<b>11</b>	<b>14</b>	<b>.786</b>	<b>12</b>	<b>16</b>	<b>28</b>	<b>9</b>	<b>34-0</b>	<b>1</b>	<b>4</b>	<b>39</b>	<b>1.9</b>

**CHUCKY ATKINS [#7] 5'11" 160 LBS 08/14/74 SOUTH FLORIDA '96**

>> Transactions: Acquired from Detroit with Lindsey Hunter, Detroit's 2004 first round draft choice and cash for Mike James to Detroit and Chris Mills to Atlanta on 02/19/04... Traded to Los Angeles Lakers with Chris Mihm and Jamaire Jones for Gary Payton, Rick Fox and a conditional first round draft choice on 08/15/04.

03-04	24	793	104	249	.418	42	54	.778	3	42	45	128	42-0	26	1	289	12.0
-------	----	-----	-----	-----	------	----	----	------	---	----	----	-----	------	----	---	-----	------

Three-Point Field Goals: 39-for-111 (.351).

**PLAYOFF RECORD**

03-04	4	133	17	39	.436	17	19	.895	3	11	14	15	2-0	3	0	54	13.5
-------	---	-----	----	----	------	----	----	------	---	----	----	----	-----	---	---	----	------

Three-Point Field Goals: 3-for-10 (.300).

**DENNIS AWTREY [#34] 6'10" 240 LBS 02/22/48 SANTA CLARA '70**

>> Transactions: Traded by the Phoenix Suns for cash and a future draft choice on 10/11/78... Traded to the Seattle SuperSonics for cash and a future draft choice on 01/17/79.

78-79	23	247	17	44	.386	16	20	.800	13	34	47	20	37-0	3	6	50	2.2
-------	----	-----	----	----	------	----	----	------	----	----	----	----	------	---	---	----	-----



# TRADITION

## FORMER PLAYER STATISTICS

YEAR	G	MIN	FGM	FGA	PCT	FTM	FTA	PCT	OFF	DEF	TOT	AST	PF-DQ	ST	BL	PTS	AVG
<b>JOHN BACH [#17]</b>						<b>6'2"</b>	<b>180 LBS</b>	<b>07/10/24</b>				<b>FORDHAM '48</b>					
48-49	34		34	119	.286	51	75	.680				25	24-1			119	3.5

<b>JOHN BAGLEY [#5]</b>						<b>6'0"</b>	<b>205 LBS</b>	<b>04/23/60</b>				<b>BOSTON COLLEGE '83</b>					
<i>&gt;&gt; Transactions: Traded by New Jersey Nets for 1991 and 1995 second round draft choices on 10/05/89...Became a free agent after the 1992-93 season.</i>																	
89-90	54	1095	100	218	.459	29	39	.744	26	63	89	296	77-0	40	4	230	4.3
90-91	<i>INJURED</i>																
91-92	73	1742	223	506	.441	68	95	.716	38	123	161	480	123-1	57	4	524	7.2
92-93	10	97	9	25	.360	5	6	.833	1	6	7	20	11-0	2	0	23	2.3
<b>TOTALS</b>	<b>137</b>	<b>2934</b>	<b>332</b>	<b>749</b>	<b>.443</b>	<b>102</b>	<b>140</b>	<b>.729</b>	<b>65</b>	<b>192</b>	<b>257</b>	<b>796</b>	<b>211-1</b>	<b>99</b>	<b>8</b>	<b>777</b>	<b>5.7</b>
Three-Point Field Goals: 1989-90, 1-for-18 (.056); 1991-92, 10-for-42 (.238); 1992-93, 0-for-1 (.000). Totals: 11-for-61 (.180).																	

<b>PLAYOFF RECORD</b>																	
89-90	5	70	8	15	.533	3	4	.750	3	1	4	17	9-0	4	1	19	3.8
90-91	<i>INJURED</i>																
91-92	10	308	42	95	.442	26	37	.703	8	19	27	85	17-0	9	1	111	11.1
92-93	0	0	0	0	.000	0	0	.000	0	0	0	0	0-0	0	0	0	0.0
<b>TOTALS</b>	<b>15</b>	<b>378</b>	<b>50</b>	<b>110</b>	<b>.455</b>	<b>29</b>	<b>41</b>	<b>.707</b>	<b>11</b>	<b>20</b>	<b>31</b>	<b>102</b>	<b>26-0</b>	<b>13</b>	<b>2</b>	<b>130</b>	<b>8.7</b>
Three-Point Field Goals: 1989-90, 0-for-1 (.000); 1990-91, None Attempted; 1991-92, 1-for-4 (.250). Totals: 1-for-5 (.200).																	

<b>VIN BAKER [#42]</b>						<b>6'11"</b>	<b>250 LBS</b>	<b>11/23/71</b>				<b>HARTFORD '93</b>					
<i>&gt;&gt; Transactions: Acquired from Seattle with Shammond Williams for Kenny Anderson, Joseph Forte and Vitaly Potapenko on 07/22/02...Became a free agent on 02/18/04.</i>																	
02-03	52	942	99	207	.478	72	107	.673	90	108	198	29	146-1	22	30	270	5.2
03-04	37	1000	168	333	.505	82	112	.732	76	134	210	54	98-1	22	23	418	11.3
<b>TOTALS</b>	<b>89</b>	<b>1942</b>	<b>267</b>	<b>540</b>	<b>.494</b>	<b>154</b>	<b>219</b>	<b>.703</b>	<b>166</b>	<b>242</b>	<b>408</b>	<b>83</b>	<b>244-2</b>	<b>44</b>	<b>53</b>	<b>688</b>	<b>7.7</b>
Three-Point Field Goals: 2002-03, 0 for 4 (.000); 2003-04, 0 for 1 (.000). Totals: 0-for-5 (.000).																	

<b>MARCUS BANKS [#11]</b>						<b>6'2"</b>	<b>200 LBS</b>	<b>11/19/81</b>				<b>UNLV '03</b>					
<i>&gt;&gt; Transactions: Draft rights acquired from Memphis along with the draft rights to Kendrick Perkins, in exchange for the draft rights to Troy Bell and Dahntay Jones on 06/26/03...Traded to the Minnesota Timberwolves along with Mark Blount, Ricky Davis and Justin Reed and two conditional second draft choices for Wally Szczerbiak, Michael Olowokandi, Dwayne Jones and a future first round draft choice on January 26, 2006.</i>																	
03-04	81	1385	177	442	.400	99	131	.756	30	103	133	175	171-2	88	13	480	5.9
04-05	81	1145	115	286	.402	121	163	.742	29	97	126	155	146-2	63	13	372	4.6
05-06	18	269	33	80	.413	27	30	.900	4	15	19	32	38-0	7	0	99	5.5
<b>TOTALS</b>	<b>180</b>	<b>2799</b>	<b>325</b>	<b>808</b>	<b>.402</b>	<b>247</b>	<b>324</b>	<b>.762</b>	<b>63</b>	<b>215</b>	<b>278</b>	<b>362</b>	<b>355-4</b>	<b>158</b>	<b>26</b>	<b>951</b>	<b>5.3</b>
Three-Point Field Goals: 2003-04, 27-for-86 (.314); 2004-05, 21-for-59 (.356); 2005-06, 6-for-9 (.316). Totals: 54-for-154 (.350).																	

<b>PLAYOFF RECORD</b>																	
03-04	4	60	7	16	.438	4	4	1.000	1	6	7	7	9-0	2	1	20	5.0
04-05	7	106	13	29	.448	3	6	.500	1	10	11	7	16-0	4	0	32	4.6
<b>TOTALS</b>	<b>11</b>	<b>166</b>	<b>20</b>	<b>45</b>	<b>.444</b>	<b>7</b>	<b>10</b>	<b>.700</b>	<b>2</b>	<b>16</b>	<b>18</b>	<b>14</b>	<b>25-0</b>	<b>6</b>	<b>1</b>	<b>52</b>	<b>4.7</b>
Three-Point Field Goals: 2003-04, 2-for-5 (.400); 2004-05, 3-for-6 (.500). Totals: 5-for-11 (.455).																	

<b>TOM BARKER [#35]</b>						<b>6'11"</b>	<b>230 LBS</b>	<b>03/11/55</b>				<b>HAWAII '76</b>					
<i>&gt;&gt; Transactions: Signed as a free agent on 01/19/79...Acquired by the New York Knicks to complete the earlier trade of Bob McAdoo to Boston for future draft choices on 02/14/79 (also played 22 games for New York and 3 games for Houston in 1978-79).</i>																	
78-79	12	131	21	48	.438	11	15	.733	12	18	30	6	26-0	4	4	53	4.4

<b>DON BARKSDALE [#7, #17]</b>						<b>6'6"</b>	<b>200 LBS</b>	<b>03/31/23 D: 03/18/93</b>				<b>UCLA '47</b>					
53-54	63	1358	156	415	.376	149	225	.662			345	117	213-4			461	7.3
54-55	72	1790	267	699	.382	220	338	.651			545	129	225-7			754	10.5
<b>TOTALS</b>	<b>135</b>	<b>3148</b>	<b>423</b>	<b>1114</b>	<b>.380</b>	<b>369</b>	<b>563</b>	<b>.655</b>			<b>890</b>	<b>246</b>	<b>438-11</b>			<b>1215</b>	<b>9.0</b>

<b>PLAYOFF RECORD</b>																	
53-54	6	106	11	36	.306	8	11	.727			27	7	23-2			30	5.0
54-55	7	122	18	40	.450	18	21	.857			35	10	17-1			54	7.7
<b>TOTALS</b>	<b>13</b>	<b>228</b>	<b>29</b>	<b>76</b>	<b>.382</b>	<b>26</b>	<b>32</b>	<b>.813</b>			<b>62</b>	<b>17</b>	<b>40-3</b>			<b>84</b>	<b>6.4</b>



**YEAR G MIN FGM FGA PCT FTM FTA PCT OFF DEF TOT AST PF-DQ ST BL PTS AVG**

**JIM BARNES [#28] 6'8" 240 LBS 04/13/41 D: 09/14/02 TEXAS WESTERN '64**

>> Transactions: Sold by the Chicago Bulls to Boston on 12/01/68 (also played 10 games for Chicago in 1968-69)...Sold to the Baltimore Bullets on 10/02/70.

68-69	49	595	92	202	.455	65	92	.707			194	27	107-2			249	5.1
69-70	77	1049	178	434	.410	95	128	.742			350	52	229-4			451	5.9
<b>TOTALS</b>	<b>126</b>	<b>1644</b>	<b>270</b>	<b>636</b>	<b>.425</b>	<b>160</b>	<b>220</b>	<b>.727</b>			<b>544</b>	<b>79</b>	<b>336-6</b>			<b>700</b>	<b>5.6</b>

**MARVIN BARNES [#27] 6'9" 225 LBS 07/27/52 PROVIDENCE '74**

>> Transactions: Traded by the San Diego Clippers with Nate Archibald, Billy Knight and future draft choices for Kermit Washington, Kevin Kunnert, Sidney Wicks and the rights to Freeman Williams on 08/04/78...Waived on 02/07/79.

78-79	38	796	133	271	.491	43	66	.652	57	120	177	53	144-3	38	39	309	8.1
-------	----	-----	-----	-----	------	----	----	------	----	-----	-----	----	-------	----	----	-----	-----

**JIM BARNETT [#11] 6'4" 180 LBS 07/07/44 OREGON '66**

>> Transactions: First round draft choice (8<sup>th</sup> pick overall) in 1966...Selected by the San Diego Clippers in the expansion draft on 05/01/67.

66-67	48	383	78	211	.370	42	62	.677			53	41	61-0			198	4.1
<b>PLAYOFF RECORD</b>																	
66-67	5	26	6	21	.286	2	2	1.000			4	1	5-0			14	2.8

**ERNIE BARRETT [#23] 6'3" 180 LBS 12/27/29 KANSAS STATE '51**

>> Transactions: First round draft choice in 1951.

53-54	59	641	60	191	.314	14	25	.560			100	55	116-2			134	2.3
55-56	72	1451	207	533	.388	93	118	.788			243	174	184-4			507	7.0
<b>TOTALS</b>	<b>131</b>	<b>2092</b>	<b>267</b>	<b>724</b>	<b>.369</b>	<b>107</b>	<b>143</b>	<b>.748</b>			<b>343</b>	<b>229</b>	<b>300-6</b>			<b>641</b>	<b>4.9</b>
<b>PLAYOFF RECORD</b>																	
53-54	6	63	3	20	.150	2	2	1.000			6	4	14-0			8	1.3
55-56	3	43	4	13	.308	3	3	1.000			7	4	7-0			11	3.7
<b>TOTALS</b>	<b>9</b>	<b>106</b>	<b>7</b>	<b>33</b>	<b>.212</b>	<b>5</b>	<b>5</b>	<b>1.000</b>			<b>13</b>	<b>8</b>	<b>21-0</b>			<b>19</b>	<b>2.1</b>

**DANA BARROS [#11, #13] 5'11" 163 LBS 04/13/67 BOSTON COLLEGE '89**

>> Transactions: Signed as an unrestricted free agent on 09/22/95...Traded to the Dallas Mavericks as part of a four-team deal in which Boston received Robert Pack, John Williams and cash considerations from Dallas and a conditional first-round draft choice from the Utah Jazz, Dallas received Billy Curley from the Golden State Warriors and Howard Eisley from Utah, Utah received Donyell Marshall from Golden State and Bruno Sundov from Dallas and Golden State received Danny Fortson from Boston and Adam Keefe from Utah on 08/16/00...Signed for remainder of the season on 04/14/04.

95-96	80	2328	379	806	.470	130	147	.884	21	171	192	306	116-1	58	3	1038	13.0
96-97	24	708	110	253	.435	37	43	.860	5	45	48	81	34-0	26	6	300	12.5
97-98	80	1686	281	609	.461	122	144	.847	28	125	153	286	124-0	83	6	784	9.8
98-99	50	1156	168	371	.453	64	73	.877	16	89	105	208	64-1	52	5	464	9.3
99-00	72	1139	196	435	.451	66	76	.868	13	86	99	133	80-0	31	4	517	7.2
03-04	1	11	2	3	.667	2	2	1.000	0	0	0	0	2-0	0	0	6	6.0
<b>TOTALS</b>	<b>307</b>	<b>7028</b>	<b>1136</b>	<b>2477</b>	<b>.459</b>	<b>421</b>	<b>485</b>	<b>.868</b>	<b>83</b>	<b>514</b>	<b>597</b>	<b>1014</b>	<b>420-2</b>	<b>250</b>	<b>24</b>	<b>3109</b>	<b>10.1</b>

Three-Point Field Goals: 1995-96, 150-for-368 (.408); 1996-97, 43-for-105 (.410); 1997-98, 100-for-246 (.407); 1998-99, 64-for-160 (.400); 1999-00, 59-for-144 (.410); 2003-04, None Attempted; Totals: 416-for-1023 (.406).

**TONY BATTIE [#4] 6'11" 240 LBS 02/11/76 TEXAS TECH '98**

>> Transactions: Acquired from the Los Angeles Lakers for Travis Knight on 01/21/99...Traded with Kedrick Brown and Eric Williams for Ricky Davis, Chris Mihm, Michael Stewart and a second round draft choice on 12/15/03.

98-99	50	1121	147	283	.519	41	61	.672	96	204	300	53	159-1	29	71	335	6.7
99-00	82	1505	219	459	.477	102	151	.675	152	258	410	63	249-4	47	70	541	6.6
00-01	40	845	108	201	.537	44	69	.638	73	160	233	16	126-3	27	60	260	6.5
01-02	74	1819	211	390	.541	88	130	.677	184	297	481	35	219-3	60	67	510	6.9
02-03	67	1683	199	369	.539	88	118	.746	148	285	433	49	197-2	33	81	487	7.3
03-04	23	501	56	117	.479	23	33	.697	39	79	118	21	55-0	8	20	136	5.9
<b>TOTALS</b>	<b>336</b>	<b>7474</b>	<b>1087</b>	<b>1819</b>	<b>.598</b>	<b>386</b>	<b>562</b>	<b>.687</b>	<b>692</b>	<b>1283</b>	<b>1975</b>	<b>237</b>	<b>1005-13</b>	<b>204</b>	<b>369</b>	<b>2269</b>	<b>6.8</b>

Three-Point Field Goals: 1998-99, 0-for-3 (.000); 1999-00, 1-for-8 (.125); 2000-01, 0-for-3 (.000); 2001-02, 0-for-2 (.000); 2002-03, 1-for-5 (.200); 2003-04, 1-for-1 (1.000). Totals 3-for-22 (.137)

<b>PLAYOFF RECORD</b>																	
01-02	16	443	42	86	.488	13	21	.619	39	82	121	13	51-1	10	30	97	6.1
02-03	10	213	31	55	.564	4	8	.500	13	36	49	5	42-1	4	14	66	6.6
<b>TOTALS</b>	<b>26</b>	<b>656</b>	<b>73</b>	<b>141</b>	<b>.518</b>	<b>17</b>	<b>29</b>	<b>.586</b>	<b>52</b>	<b>118</b>	<b>170</b>	<b>18</b>	<b>93-2</b>	<b>14</b>	<b>44</b>	<b>163</b>	<b>10.2</b>

Three-Point Field Goals: 2001-02, None Attempted; 2002-03, 0-for-3 (.000).



# TRADITION

## FORMER PLAYER STATISTICS

**YEAR G MIN FGM FGA PCT FTM FTA PCT OFF DEF TOT AST PF-DQ ST BL PTS AVG**

**KENNY BATTLE [#8] 6'6" 210 LBS 10/10/64 ILLINOIS '89**

>> Transactions: Signed to the first of two ten-day contracts on 01/08/92 (also played 8 games for Golden State in 1991-92)...Signed as a free agent on 09/16/92...Waived on 12/04/92.

91-92	8	46	3	4	.750	8	8	1.000	3	6	9	0	4-0	1	0	14	1.8
92-93	3	29	6	13	.462	2	2	1.000	7	4	11	2	2-0	1	0	14	4.7
<b>TOTALS</b>	<b>11</b>	<b>75</b>	<b>9</b>	<b>17</b>	<b>.529</b>	<b>10</b>	<b>10</b>	<b>1.000</b>	<b>10</b>	<b>10</b>	<b>20</b>	<b>2</b>	<b>6-0</b>	<b>2</b>	<b>0</b>	<b>28</b>	<b>2.5</b>

Three-Point Field Goals: 1992-93, 0-for-1 (.000).

**MOE BECKER [#5] 6'1" 185 LBS 02/24/17 D: 01/09/96 DUQUESNE '41**

46-47	6		5	22	.227	3	4	.750				1	15			13	2.2
-------	---	--	---	----	------	---	---	------	--	--	--	---	----	--	--	----	-----

Also played 17 games for Pittsburgh and 20 for Detroit in 1946-47.

**HANK BEENDERS [#6] 6'6" 185 LBS 06/02/16 D: 10/25/03 LONG ISLAND '42**

48-49	8		6	28	.214	7	9	.778				3	9			19	2.4
-------	---	--	---	----	------	---	---	------	--	--	--	---	---	--	--	----	-----

**BOB BIGELOW [#34, #52] 6'7" 215 LBS 12/26/53 PENN '75**

>> Transactions: Signed as a free agent on 02/24/78 (also played 1 game for Kansas City in 1977-78)...Released on 03/06/78...Re-signed on 09/15/78...Waived on 10/03/78.

77-78	4	17	3	12	.250	0	0	.000	1	3	4	0	1-0	0	0	6	1.5
-------	---	----	---	----	------	---	---	------	---	---	---	---	-----	---	---	---	-----

**CHAUNCEY BILLUPS [#4] 6'3" 202 LBS 09/25/76 COLORADO '99**

>> Transactions: First round draft choice (3<sup>rd</sup> pick overall) in 1997...Traded to the Toronto Raptors with Dee Brown, John Thomas and Roy Rogers for Kenny Anderson, Zan Tabak and Popeye Jones on 02/18/98.

97-98	51	1296	177	454	.390	147	180	.817	40	73	113	217	118-1	77	2	565	11.1
-------	----	------	-----	-----	------	-----	-----	------	----	----	-----	-----	-------	----	---	-----	------

Three-Point Field Goals: 1997-98: 64-for-189 (.339).

**DAVE BING [#44] 6'3" 180 LBS 11/29/43 SYRACUSE '66**

>> Transactions: Signed as a free agent on 09/28/77...Not re-signed after the 1977 season and retired.

77-78	80	2256	422	940	.449	244	296	.824	76	136	212	300	247-2	79	18	1088	13.6
-------	----	------	-----	-----	------	-----	-----	------	----	-----	-----	-----	-------	----	----	------	------

**LARRY BIRD [#33] 6'9" 220 LBS 12/07/56 INDIANA STATE '79**

>> Transactions: First round draft choice, as a junior eligible, (6<sup>th</sup> pick overall) in 1978...Retired after the 1991-92 season.

79-80	82	2955	693	1463	.474	301	360	.836	216	636	852	370	279-4	143	53	1745	21.3
80-81	82	3239	719	1503	.478	283	328	.863	191	704	895	451	239-2	161	63	1741	21.2
81-82	77	2923	711	1414	.503	328	380	.863	200	637	837	447	244-0	143	66	1761	22.9
82-83	79	2982	747	1481	.504	351	418	.840	193	677	870	458	197-0	148	71	1867	23.6
83-84	79	3028	758	1542	.492	374	421	.888	181	615	796	520	197-0	144	69	1908	24.2
84-85	80	3161	918	1760	.522	403	457	.882	164	678	842	531	208-0	129	98	2295	28.7
85-86	82	3113	796	1606	.496	441	492	.896	190	615	805	557	182-0	166	51	2115	25.8
86-87	74	3005	786	1497	.525	414	455	.910	124	558	682	566	185-3	135	70	2076	28.1
87-88	76	2965	881	1672	.527	415	453	.916	108	595	703	467	157-0	125	57	2275	29.9
88-89	6	189	49	104	.471	18	19	.947	1	36	37	29	18-0	6	5	116	19.3
89-90	75	2944	718	1517	.473	319	343	.930	90	622	712	562	173-2	106	61	1820	24.3
90-91	60	2277	462	1017	.454	163	183	.891	53	456	509	431	118-0	108	58	1164	19.4
91-92	45	1662	353	758	.466	150	162	.926	46	388	454	306	82-0	42	33	908	20.2
<b>TOTALS</b>	<b>897</b>	<b>34443</b>	<b>8591</b>	<b>17334</b>	<b>.496</b>	<b>3960</b>	<b>4471</b>	<b>.886</b>	<b>1757</b>	<b>7217</b>	<b>8974</b>	<b>5695</b>	<b>2279-11</b>	<b>1556</b>	<b>755</b>	<b>21791</b>	<b>24.3</b>

Three-Point Field Goals: 1979-80, 58-for-143 (.406); 1980-81, 20-for-74 (.270); 1981-82, 11-for-52 (.212); 1982-83, 22-for-77 (.286); 1983-84, 18-for-73 (.247); 1984-85, 56-for-131 (.427); 1985-86, 82-for-194 (.423); 1986-87, 90-for-225 (.400); 1987-88, 98-for-237 (.414); 1988-89, None Attempted; 1989-90, 65-for-195 (.333); 1990-91, 77-for-198 (.389); 1991-92, 52-for-128 (.406); Totals: 649-for-1727 (.376).



YEAR	G	MIN	FGM	FGA	PCT	FTM	FTA	PCT	OFF	DEF	TOT	AST	PF-DQ	ST	BL	PTS	AVG
<b>PLAYOFF RECORD</b>																	
79-80	9	372	83	177	.469	22	25	.880	22	79	101	42	30-0	14	8	192	21.3
80-81	17	750	147	313	.470	76	85	.894	49	189	238	103	53-0	39	17	373	21.9
81-82	12	490	88	206	.427	37	45	.822	33	117	150	67	43-0	23	17	214	17.8
82-83	6	240	49	116	.422	24	29	.828	20	55	75	41	15-0	13	3	123	20.5
83-84	23	961	229	437	.524	167	190	.879	62	190	252	136	71-0	54	27	632	27.5
84-85	20	815	196	425	.461	121	136	.890	53	129	182	115	54-0	34	19	520	26.0
85-86	18	770	171	331	.517	101	109	.927	34	134	168	148	55-0	37	11	466	25.9
86-87	23	1015	216	454	.476	176	193	.912	41	190	231	165	55-1	27	19	622	27.0
87-88	17	763	152	338	.450	101	113	.894	29	121	150	115	45-0	36	14	417	24.5
88-89	0																
89-90	5	207	44	99	.444	29	32	.906	7	39	46	44	10-0	5	5	122	24.4
90-91	10	396	62	152	.408	44	51	.863	8	64	72	65	28-0	13	3	171	17.1
91-92	4	107	21	42	.500	3	4	.750	2	16	18	21	7-0	1	2	45	11.3
<b>TOTALS</b>	<b>164</b>	<b>6886</b>	<b>1458</b>	<b>3090</b>	<b>.472</b>	<b>901</b>	<b>1012</b>	<b>.890</b>	<b>360</b>	<b>1325</b>	<b>1683</b>	<b>1062</b>	<b>466-1</b>	<b>296</b>	<b>145</b>	<b>3897</b>	<b>23.8</b>

Three-Point Field Goals: 1979-80, 4-for-15 (.267); 1980-81, 3-for-8 (.375); 1981-82, 1-for-6 (.167); 1982-83, 1-for-4 (.250); 1983-84, 7-for-17 (.412); 1984-85, 7-for-25 (.280); 1985-86, 23-for-56 (.411); 1986-87, 14-for-41 (.341); 1987-88, 12-for-32 (.375); 1988-89, None Attempted; 1989-90, 5-for-19 (.263); 1990-91, 3-for-21 (.143); 1991-92, 0-for-5 (.000). Totals: 80-for-249 (.321).

**OTIS BIRDSONG [#12] 6'3" 195 LBS 12/09/55 HOUSTON '77**

>> Transactions: Signed to a ten-day contract on 03/29/89... Re-signed on 04/10/89 for the remainder for the season.

88-89	13	108	18	36	.500	0	2	.000	4	9	13	9	10-0	3	1	37	2.8
-------	----	-----	----	----	------	---	---	------	---	---	----	---	------	---	---	----	-----

Three-Point Field Goals: 1988-89, 1-for-3 (.333).

**PLAYOFF RECORD**

88-89	3	20	1	5	.200	0	0	.000	0	2	2	1	3-0	1	1	2	0.7
-------	---	----	---	---	------	---	---	------	---	---	---	---	-----	---	---	---	-----

Three-Point Field Goals: 1988-89, 0-for-2 (.000).

**JAMES BLACKWELL [#8] 6'0" 190 LBS 02/25/68 DARTMOUTH '91**

>> Transactions: Signed to first of two consecutive ten-day contracts on 02/28/95... Contract was not renewed after second ten-day contract expired on 03/19/95 (also played 4 games for Charlotte in 1994-95).

94-95	9	61	6	10	.600	2	3	.667	2	6	8	6	7-0	3	0	14	1.6
-------	---	----	---	----	------	---	---	------	---	---	---	---	-----	---	---	----	-----

Three-Point Field Goals: None Attempted.

**MEYER BLOOM [#10] 6'6" 190 LBS 01/14/15 D: 1993 TEMPLE**

47-48	14		46	169	.272	37	57	.649				14	37			129	9.2
-------	----	--	----	-----	------	----	----	------	--	--	--	----	----	--	--	-----	-----

**PLAYOFF RECORD**

47-48	3		11	42	.262	14	19	.737				2	10			36	12.0
-------	---	--	----	----	------	----	----	------	--	--	--	---	----	--	--	----	------

Also played 34 games for Baltimore in 1947-48.

**MARK BLOUNT [#30] 7'0" 250 LBS 11/30/75 PITTSBURGH '97**

>> Transactions: Acquired from the Denver Nuggets, along with Mark Bryant, in exchange for Shammond Williams, a 2003 Second Round draft choice and cash on 02/20/03... Traded to the Minnesota Timberwolves along with Marcus Banks, Ricky Davis and Justin Reed and two conditional second draft choices for Wally Szczerbiak, Michael Olowokandi, Dwayne Jones and a future first round draft choice on January 26, 2006.

00-01	64	1098	101	200	.505	46	66	.697	97	134	231	32	183-0	39	76	248	3.9
01-02	44	415	32	76	.421	30	37	.811	26	59	85	10	59-0	16	19	94	2.1
02-03	27	518	45	80	.563	30	40	.750	49	76	125	21	75-1	20	17	120	4.4
03-04	82	2402	342	604	.566	159	221	.719	207	382	589	75	253-4	80	106	843	10.3
04-05	82	2130	327	618	.529	117	164	.713	143	254	397	129	229-4	33	64	771	9.4
05-06	39	1083	194	380	.511	97	127	.764	36	126	162	66	107-3	15	36	485	12.4
<b>TOTALS</b>	<b>338</b>	<b>7646</b>	<b>1041</b>	<b>1958</b>	<b>.532</b>	<b>479</b>	<b>655</b>	<b>.731</b>	<b>558</b>	<b>1031</b>	<b>1589</b>	<b>333</b>	<b>906-12</b>	<b>203</b>	<b>318</b>	<b>2561</b>	<b>7.6</b>

Three-Point Field Goals: 2004-05, 0-for-1 (.000)

**PLAYOFF RECORD**

01-02	4	39	2	4	.500	2	2	1.000	3	4	7	1	7-0	2	2	6	1.5
02-03	10	144	12	22	.545	7	10	.700	12	24	36	2	20-0	11	8	31	3.1
03-04	4	145	17	35	.486	14	19	.737	10	27	37	4	17-0	6	8	48	12.0
04-05	4	43	4	14	.286	0	2	.000	3	3	6	1	6-0	0	0	8	2.0
<b>TOTALS</b>	<b>22</b>	<b>371</b>	<b>35</b>	<b>75</b>	<b>.467</b>	<b>23</b>	<b>33</b>	<b>.697</b>	<b>28</b>	<b>58</b>	<b>86</b>	<b>8</b>	<b>50-0</b>	<b>19</b>	<b>18</b>	<b>93</b>	<b>4.2</b>

Three-Point Field Goals: None Attempted.



# TRADITION

## FORMER PLAYER STATISTICS

YEAR	G	MIN	FGM	FGA	PCT	FTM	FTA	PCT	OFF	DEF	TOT	AST	PF-DQ	ST	BL	PTS	AVG
------	---	-----	-----	-----	-----	-----	-----	-----	-----	-----	-----	-----	-------	----	----	-----	-----

### RON BONHAM [#21] 6'5" 200 LBS 05/31/42 CINCINNATI '64

>> Transactions: Second round draft choice (16<sup>th</sup> pick overall) in 1964...Selected by the Chicago Bulls in the expansion draft on 04/30/66.

64-65	37	369	91	220	.414	92	112	.821			78	19	33-0			274	7.4
65-66	39	312	76	207	.367	52	61	.852			35	11	29-0			204	5.2
<b>TOTALS</b>	<b>76</b>	<b>681</b>	<b>167</b>	<b>427</b>	<b>.390</b>	<b>144</b>	<b>173</b>	<b>.836</b>			<b>113</b>	<b>30</b>	<b>62-0</b>			<b>478</b>	<b>6.3</b>

#### PLAYOFF RECORD

64-65	4	13	5	12	.417	4	5	.800			1	0	1-0			14	3.5
65-66	5	16	7	11	.636	3	9	.333			3	0	2-0			17	3.4
<b>TOTALS</b>	<b>9</b>	<b>29</b>	<b>12</b>	<b>23</b>	<b>.522</b>	<b>7</b>	<b>14</b>	<b>.500</b>			<b>4</b>	<b>0</b>	<b>3-0</b>			<b>31</b>	<b>3.4</b>

### TOM BOSWELL [#31] 6'9" 225 LBS 10/02/53 SOUTH CAROLINA STATE '75

>> Transactions: First round draft choice (17<sup>th</sup> pick overall) in 1975...Completed contract with Boston; signed by Denver Nuggets as a veteran free agent on 09/08/78...Boston received a future draft choice as compensation.

75-76	35	275	41	93	.441	14	24	.583	26	45	71	16	70-1	2	1	96	2.7
76-77	70	1083	175	340	.515	96	135	.711	111	195	306	85	237-9	27	8	446	6.4
77-78	65	1149	185	357	.518	93	123	.756	117	171	288	71	204-5	25	14	463	7.1
<b>TOTALS</b>	<b>170</b>	<b>2507</b>	<b>401</b>	<b>790</b>	<b>.508</b>	<b>203</b>	<b>282</b>	<b>.720</b>	<b>254</b>	<b>411</b>	<b>665</b>	<b>172</b>	<b>511-15</b>	<b>54</b>	<b>23</b>	<b>1005</b>	<b>5.9</b>

#### PLAYOFF RECORD

75-76	3	3	1	2	.500	0	0	.000	0	1	1	0	2-0	0	0	2	0.7
76-77	9	81	8	18	.444	4	6	.667	10	10	20	7	18-0	1	0	20	2.2
<b>TOTALS</b>	<b>12</b>	<b>84</b>	<b>9</b>	<b>20</b>	<b>.450</b>	<b>4</b>	<b>6</b>	<b>.667</b>	<b>10</b>	<b>11</b>	<b>21</b>	<b>7</b>	<b>20-0</b>	<b>1</b>	<b>0</b>	<b>22</b>	<b>1.8</b>

### BRUCE BOWEN [#12] 6'7" 200 LBS 06/14/71 CAL-STATE FULLERTON '93

>> Transactions: Signed as a free agent on 07/28/97...Signed as a free agent by the Philadelphia 76ers on 09/16/99.

97-98	61	1305	122	298	.409	76	122	.623	79	95	174	81	174-0	87	29	340	5.6
98-99	30	494	26	93	.280	11	24	.458	15	37	52	28	51-2	21	9	70	2.3
<b>TOTALS</b>	<b>91</b>	<b>1799</b>	<b>148</b>	<b>391</b>	<b>.379</b>	<b>87</b>	<b>146</b>	<b>.596</b>	<b>94</b>	<b>132</b>	<b>226</b>	<b>109</b>	<b>235-2</b>	<b>108</b>	<b>39</b>	<b>410</b>	<b>4.5</b>

Three-Point Field Goals: 1997-98, 20-for-59 (.339); 1998-99, 7-for-26 (.269). Totals: 27-for-85 (.318).

### HARRY BOYKOFF [#24] 6'10" 227 LBS 07/24/22 D: 02/20/01 ST. JOHN'S '47

50-51

Also played for Tri-Cities in 1950-51. Games played for Boston were not recorded.

### CHARLES BRADLEY [#35] 6'5" 215 LBS 05/16/59 WYOMING '81

>> Transactions: First round draft choice (23<sup>rd</sup> pick overall) in 1981...Waived on 10/21/83.

81-82	51	339	55	122	.451	42	62	.677	12	26	38	22	61-0	14	6	152	3.0
82-83	51	532	69	176	.392	46	90	.511	30	48	78	28	84-0	32	27	184	3.6
<b>TOTALS</b>	<b>102</b>	<b>871</b>	<b>124</b>	<b>298</b>	<b>.416</b>	<b>88</b>	<b>152</b>	<b>.579</b>	<b>42</b>	<b>74</b>	<b>116</b>	<b>50</b>	<b>145-0</b>	<b>46</b>	<b>33</b>	<b>336</b>	<b>3.3</b>

Three-Point Field Goals: 1981-82, 0-for-1 (.000); 1982-83, 0-for-3 (.000). Totals: 0-for-4 (.000).

#### PLAYOFF RECORD

81-82	7	18	2	8	.250	0	2	.000	1	4	5	1	6-0	1	0	4	0.6
82-83	2	4	0	0	.000	0	0	.000	0	0	0	0	0-0	0	0	0	0.0
<b>TOTALS</b>	<b>9</b>	<b>22</b>	<b>2</b>	<b>8</b>	<b>.250</b>	<b>0</b>	<b>2</b>	<b>.000</b>	<b>1</b>	<b>4</b>	<b>5</b>	<b>1</b>	<b>6-0</b>	<b>1</b>	<b>0</b>	<b>4</b>	<b>0.4</b>

Three-Point Field Goals: None Attempted.

### BOB BRANNUM [#18] 6'5" 235 LBS 05/28/26 D: 02/05/05 KENTUCKY/MICHIGAN STATE

>> Transactions: Traded by Fort Wayne Pistons with Bill Sharman for the rights to Charlie Share in 1951.

51-52	66	1324	149	404	.369	107	171	.626			406	76	235-9			405	6.1
52-53	71	1900	188	541	.348	110	185	.595			537	147	287-17			486	6.8
53-54	71	1729	140	453	.309	129	206	.626			509	144	280-10			409	5.8
54-55	71	1623	176	465	.378	90	127	.709			492	127	232-6			442	6.2
<b>TOTALS</b>	<b>279</b>	<b>6576</b>	<b>653</b>	<b>1863</b>	<b>.351</b>	<b>436</b>	<b>689</b>	<b>.633</b>			<b>1944</b>	<b>494</b>	<b>1034-42</b>			<b>1742</b>	<b>6.2</b>

#### PLAYOFF RECORD

51-52	3	48	4	12	.333	1	6	.167			10	3	16-2			9	3.0
52-53	6	83	12	23	.522	7	11	.636			21	10	23-2			31	5.2
53-54	6	136	11	38	.289	6	11	.545			45	10	29-2			28	4.7
54-55	7	225	26	61	.426	11	19	.579			79	13	32-2			63	9.0
<b>TOTALS</b>	<b>22</b>	<b>492</b>	<b>53</b>	<b>134</b>	<b>.396</b>	<b>25</b>	<b>47</b>	<b>.532</b>			<b>155</b>	<b>36</b>	<b>100-8</b>			<b>131</b>	<b>5.6</b>



**YEAR G MIN FGM FGA PCT FTM FTA PCT OFF DEF TOT AST PF-DQ ST BL PTS AVG**

**CARL BRAUN [#4] 6'5" 180 LBS 09/25/27 COLGATE '49**

61-62 48 414 78 207 .377 20 27 .741 50 71 49-0 176 3.7

**PLAYOFF RECORD**

61-62 6 42 11 28 .393 3 4 .750 7 2 3-0 25 4.2

**J.R. BREMER [#9] 6'2" 185 LBS 09/19/80 ST. BONAVENTURE '02**

>> Transactions: Signed as a free agent on 07/17/02...Traded to the Cleveland Cavaliers with Bruno Sundov and a conditional second-round draft choice in exchange for Jumaane Jones on 07/29/03.

02-03 64 1503 171 464 .369 85 111 .766 18 127 145 164 80-1 38 3 528 8.3

Three-Point Field Goals: 2002-03, 101-for-286 (.353).

**PLAYOFF RECORD**

02-03 10 147 16 56 .286 7 8 .875 0 15 15 12 12-0 3 0 47 4.7

Three-Point Field Goals: 2002-03, 8-for-32 (.250).

**FRANK BRICKOWSKI [#34] 6'9" 248 LBS 08/14/59 PENN STATE '81**

>> Transactions: Signed as a free agent on 08/01/96...Rights were renounced on 07/07/97.

96-97 17 255 32 73 .438 10 14 .714 6 28 34 15 42-1 5 4 81 4.8

Three-Point Field Goals: 1996-97, 7-for-20 (.350).

**AL BRIGHTMAN [#8] 6'2" 195 LBS 09/22/23 D: 06/10/92 MORRISHARVEY/LINGBOCHSTATE '59**

46-47 58 223 870 .256 121 193 .627 60 115 567 9.8

**DEE BROWN [#7] 6'2" 185 LBS 11/29/68 JACKSONVILLE '90**

>> Transactions: First round draft choice (19<sup>th</sup> pick overall) in 1990...Traded to the Toronto Raptors with Chauncey Billups, John Thomas and Roy Rogers for Kenny Anderson, Zan Tabak and Popeye Jones on 02/18/98.

90-91 82 1945 284 612 .464 137 157 .873 41 141 182 344 161-0 83 14 712 8.7

91-92 31 883 149 350 .426 60 78 .769 15 64 79 164 74-0 33 7 363 11.7

92-93 80 2254 328 701 .468 192 242 .793 45 201 246 461 203-2 138 32 874 10.9

93-94 77 2867 490 1021 .480 182 219 .831 63 237 300 347 207-3 156 47 1192 15.5

94-95 79 2792 437 977 .447 236 277 .852 63 186 249 301 181-0 110 49 1236 15.6

95-96 65 1591 246 616 .399 135 158 .854 36 100 136 146 119-0 80 12 695 10.7

96-97 21 522 61 166 .367 18 22 .818 8 40 48 67 45-0 31 7 160 7.6

97-98 41 811 109 255 .427 19 28 .679 10 52 62 53 76-1 44 6 280 6.8

**TOTALS 476 13665 2104 4698 .448 979 1181 .829 281 1021 1302 1883 1066-6 675 174 5512 11.6**

Three-Point Field Goals: 1990-91, 7-for-34 (.206); 1991-92, 5-for-22 (.227); 1992-93, 26-for-82 (.317); 1993-94, 30-for-96 (.313); 1994-95, 126-for-327 (.385); 1995-96, 68-for-220 (.309); 1996-97, 20-for-65 (.308); 1997-98, 43-for-113 (.381). Totals: 325-for-959 (.339).

**PLAYOFF RECORD**

90-91 11 284 53 108 .491 28 34 .824 9 36 45 41 32-0 11 6 134 12.2

91-92 6 120 22 44 .500 4 6 .667 3 9 12 31 16-2 1 4 48 8.0

92-93 4 133 15 41 .366 14 14 1.000 2 4 6 15 11-0 2 4 45 11.3

94-95 4 172 26 62 .419 14 16 .875 6 14 20 19 12-0 5 1 75 18.8

**TOTALS 25 709 116 255 .455 60 70 .857 20 63 83 106 71-2 19 15 302 12.1**

Three-Point Field Goals: 1990-91, 0-for-5 (.000); 1991-92, 0-for-3 (.000); 1992-93, 1-for-7 (.143); 1994-95, 9-for-26 (.346). Totals: 10-for-41 (.244).

**KEDRICK BROWN [#5] 6'7" 222 LBS 03/18/81 OKALOOSA-WALTON CC '03**

>> Transactions: First round draft choice (11<sup>th</sup> pick overall) in 2001...Traded to Cleveland with Tony Battie and Eric Williams for Ricky Davis, Chris Mihm, Michael Stewart and a second round draft choice on 12/15/03.

01-02 29 245 23 70 .329 12 20 .600 11 39 50 15 18-0 18 7 63 2.2

02-03 51 666 61 171 .375 20 32 .625 45 95 140 20 68-0 34 13 145 2.8

03-04 21 408 45 99 .455 8 13 .615 18 50 68 25 38-1 17 2 110 5.2

**TOTALS 101 1319 129 340 .379 40 65 .615 74 184 258 60 124-1 69 22 318 3.1**

Three-Point Field Goals: 2001-02, 5-for-27 (.185); 2002-03, 3-for-39 (.077); 2004-04, 12-for-32 (.375). Totals: 20-for-98 (.204).

**PLAYOFF RECORD**

01-02 2 3 2 2 1.000 0 0 .000 0 0 0 0 0-0 0 1 5 2.5

02-03 3 11 1 4 .250 1 2 .500 2 0 2 0 0-0 1 0 3 1.0

**TOTALS 5 14 3 6 .500 1 2 .500 2 0 2 0 0-0 1 1 8 1.6**

Three-Point Field Goals: 2001-02, 1-for-1 (1.000); 2002-03, None Attempted; Totals: 1-for-1 (1.000).







**YEAR G MIN FGM FGA PCT FTM FTA PCT OFF DEF TOT AST PF-DQ ST BL PTS AVG**

**ELBERT BUTLER [#9] 6'2" 175 LBS 07/09/38 NIAGARA '61**

61-62 5 47 13 29 .448 5 13 4  
Also played 54 games for New York in 1961-62.

**RICK CARLISLE [#34] 6'5" 207 LBS 10/27/59 MAINE/VIRGINIA '84**

>> Transactions: Third round draft choice (70<sup>th</sup> pick overall) in 1984...Waived on 11/07/82.

84-85	38	179	26	67	.388	15	17	.882	8	13	21	25	21-0	3	0	67	1.8
85-86	77	760	92	189	.487	15	23	.652	22	55	77	104	92-1	19	4	199	2.6
86-87	42	297	30	92	.326	15	20	.750	8	22	30	35	28-0	8	0	80	1.9
<b>TOTALS</b>	<b>157</b>	<b>1236</b>	<b>148</b>	<b>348</b>	<b>.425</b>	<b>45</b>	<b>60</b>	<b>.750</b>	<b>38</b>	<b>90</b>	<b>128</b>	<b>164</b>	<b>141-1</b>	<b>30</b>	<b>4</b>	<b>346</b>	<b>2.2</b>

Three-Point Field Goals: 1984-85, 0-for-2 (.000); 1985-86, 0-for-10 (.000); 1986-87, 5-for-16 (.313); Totals: 5-for-28 (.176).

**PLAYOFF RECORD**

84-85	INJURED																
85-86	10	54	8	15	.533	3	4	.750	3	2	5	8	9-0	2	0	19	1.9
86-87	INJURED																
<b>TOTALS</b>	<b>10</b>	<b>54</b>	<b>8</b>	<b>15</b>	<b>.533</b>	<b>3</b>	<b>4</b>	<b>.750</b>	<b>3</b>	<b>2</b>	<b>5</b>	<b>8</b>	<b>9-0</b>	<b>2</b>	<b>0</b>	<b>19</b>	<b>1.9</b>

Three-Point Field Goals: Totals: None Attempted.

**CHRIS CARR [#43] 6'6" 220 LBS 03/12/74 SO. ILLINOIS '95**

>> Transactions: Signed as a free agent on 08/21/00...Not re-signed as a free agent on 07/01/01.

00-01	35	309	53	112	.473	46	60	.767	11	33	44	11	45-1	4	3	169	4.8
-------	----	-----	----	-----	------	----	----	------	----	----	----	----	------	---	---	-----	-----

Three-Point Field Goals: 2000-01, 17-for-37 (.459).

**MICHAEL LEON CARR [#30] 6'6" 210 LBS 01/09/51 GUILFORD '73**

>> Transactions: Signed as a free agent on 10/10/74...Waived on 10/15/74...Signed as a veteran free agent on 07/24/79...Detroit received Bob McAdoo and Boston received two 1980 first round draft choices to complete compensation on 09/06/79...Retired after the 1984-85 season.

79-80	82	1994	362	763	.474	178	241	.739	106	224	330	156	214-1	120	36	914	11.1
80-81	41	655	97	216	.449	53	67	.791	26	57	83	56	74-0	30	18	248	6.0
81-82	56	1296	184	409	.450	82	116	.707	56	94	150	128	136-2	67	21	455	8.1
82-83	77	883	135	315	.429	60	81	.741	51	86	137	71	140-0	48	10	333	4.3
83-84	60	585	70	171	.409	42	48	.875	26	49	75	49	67-0	17	4	185	3.1
84-85	47	397	62	149	.416	17	17	1.000	21	22	43	24	44-0	21	6	150	3.2
<b>TOTALS</b>	<b>363</b>	<b>5810</b>	<b>910</b>	<b>2023</b>	<b>.450</b>	<b>432</b>	<b>570</b>	<b>.758</b>	<b>196</b>	<b>532</b>	<b>818</b>	<b>484</b>	<b>675-3</b>	<b>303</b>	<b>95</b>	<b>2285</b>	<b>6.3</b>

Three-Point Field Goals: 1979-80, 12-for-41 (.293); 1980-81, 1-for-14 (.071); 1981-82, 5-for-17 (.294); 1982-83, 3-for-19 (.158); 1983-84, 3-for-15 (.200); 1984-85, 9-for-23 (.391). Totals: 33-for-129 (.256).

**PLAYOFF RECORD**

79-80	9	172	32	80	.400	16	24	.667	14	19	33	11	20-0	6	1	82	9.1
80-81	17	288	42	101	.416	18	24	.750	8	17	25	14	32-0	10	6	102	6.0
81-82	12	305	37	105	.352	15	23	.652	21	22	43	28	30-0	11	0	89	7.4
82-83	3	22	2	8	.250	2	2	1.000	1	0	1	0	3-0	0	2	6	2.0
83-84	16	82	13	32	.406	10	11	.909	5	3	8	4	13-0	7	0	38	2.4
84-85	7	24	4	15	.267	0	0	.000	1	1	2	1	4-0	1	0	9	1.3
<b>TOTALS</b>	<b>64</b>	<b>893</b>	<b>129</b>	<b>341</b>	<b>.378</b>	<b>61</b>	<b>84</b>	<b>.726</b>	<b>50</b>	<b>62</b>	<b>112</b>	<b>58</b>	<b>102-0</b>	<b>35</b>	<b>9</b>	<b>326</b>	<b>5.1</b>

Three-Point Field Goals: 1979-80, 2-for-5 (.400); 1980-81, 0-for-4 (.000); 1981-82, 0-for-4 (.000); 1982-83, 0-for-1 (.000); 1983-84, 2-for-6 (.333); 1984-85, 1-for-2 (.500); Totals 5-for-22 (.227).



# TRADITION

## FORMER PLAYER STATISTICS

**YEAR G MIN FGM FGA PCT FTM FTA PCT OFF DEF TOT AST PF-DQ ST BL PTS AVG**

**DON CHANEY [#12, #42] 6'5" 210 LBS 03/22/46 HOUSTON '68**

>> Transactions: First round draft choice (12<sup>th</sup> pick overall) in 1968...Played out his option on 09/01/75 and signed with the Los Angeles Lakers...Traded by Los Angeles with Kermit Washington and future considerations for Charlie Scott on 12/27/77 (played 9 games with Los Angeles in 1977-78).

68-69	20	209	36	113	.319	8	20	.400			46	19	32-0			80	4.0
69-70	63	839	115	320	.359	82	109	.752			152	72	118-0			312	5.0
70-71	81	2289	348	766	.454	234	313	.748			463	235	288-11			930	11.5
71-72	79	2275	373	786	.475	197	255	.773			395	202	295-7			943	11.9
72-73	79	2488	414	859	.482	210	267	.787			449	221	276-6			1038	13.1
73-74	81	2258	348	750	.464	149	180	.828	210	168	378	176	247-7	83	62	845	10.4
74-75	82	2208	321	750	.428	133	165	.806	171	199	370	181	244-5	122	66	775	9.5
77-78	42	702	91	233	.391	33	39	.846	36	69	105	49	93-0	36	10	215	5.1
78-79	65	1074	174	414	.420	36	42	.857	63	78	141	75	167-3	72	11	384	5.9
79-80	60	523	67	189	.354	32	42	.762	31	42	73	38	80-1	31	11	167	2.8
<b>TOTALS</b>	<b>652</b>	<b>14865</b>	<b>2287</b>	<b>5180</b>	<b>.442</b>	<b>1114</b>	<b>1432</b>	<b>.778</b>	<b>511</b>	<b>556</b>	<b>2572</b>	<b>1268</b>	<b>1840-40</b>	<b>344</b>	<b>160</b>	<b>5689</b>	<b>8.7</b>

Three-Point Field Goals: 1979-80, 1-for-6 (.167).

**PLAYOFF RECORD**

68-69	7	25	1	6	.167	3	4	.750			4	0	7-0			5	0.7
71-72	11	271	41	81	.506	15	20	.750			39	22	39-0			97	8.8
72-73	12	288	39	82	.476	12	17	.706			40	25	41-1			90	7.5
73-74	18	545	65	141	.461	41	50	.820	37	40	77	40	64-0	24	9	171	9.5
74-75	11	294	48	105	.457	23	29	.793	24	14	38	21	46-2	21	5	119	10.8
<b>TOTALS</b>	<b>59</b>	<b>1423</b>	<b>194</b>	<b>415</b>	<b>.467</b>	<b>94</b>	<b>120</b>	<b>.783</b>	<b>61</b>	<b>54</b>	<b>198</b>	<b>108</b>	<b>197-3</b>	<b>45</b>	<b>14</b>	<b>482</b>	<b>8.2</b>

**CALBERT CHEANEY [#40] 6'7" 217 LBS 07/17/71 INDIANA '93**

>> Transactions: Signed as a free agent on 08/05/99...Traded with Robert Pack to the Denver Nuggets for Chris Herren and Bryant Smith on 10/16/00.

99-00	67	1309	120	273	.440	9	21	.429	23	115	138	80	158-3	44	14	267	4.0
-------	----	------	-----	-----	------	---	----	------	----	-----	-----	----	-------	----	----	-----	-----

Three-Point Field Goals: 1999-00, 18-for-54 (.333).

**CARLOS CLARK [#40] 6'4" 209 LBS 08/10/60 MISSISSIPPI '83**

>> Transactions: Fourth round draft choice (91<sup>st</sup> pick overall) in 1983...Waived on 10/22/85.

83-84	31	127	19	52	.365	16	18	.889	7	10	17	17	13-0	8	1	54	1.7
84-85	62	562	64	152	.421	41	53	.774	29	40	69	48	66-0	35	2	169	2.7
<b>TOTALS</b>	<b>93</b>	<b>689</b>	<b>83</b>	<b>204</b>	<b>.407</b>	<b>57</b>	<b>71</b>	<b>.803</b>	<b>36</b>	<b>50</b>	<b>86</b>	<b>65</b>	<b>79-0</b>	<b>43</b>	<b>3</b>	<b>223</b>	<b>2.4</b>

Three-Point Field Goals: 1983-84, 0-for-2 (.000), 1984-85, 0-for-5 (.000), Totals: 0-for-7 (.000).

**PLAYOFF RECORD**

83-84	8	20	4	10	.400	1	2	.500	1	0	1	1	3-0	1	2	9	1.1
84-85	3	11	3	5	.600	2	2	1.000	2	0	2	3	2-0	1	0	8	2.7
<b>TOTALS</b>	<b>11</b>	<b>31</b>	<b>7</b>	<b>15</b>	<b>.467</b>	<b>3</b>	<b>4</b>	<b>.750</b>	<b>3</b>	<b>0</b>	<b>3</b>	<b>4</b>	<b>5-0</b>	<b>2</b>	<b>2</b>	<b>17</b>	<b>1.5</b>

Three-Point Field Goals: None Attempted.

**CHARLES CLAXTON [#51] 7'0" 265 LBS 12/13/70 GEORGIA '95**

>> Transactions: Signed as a free agent on 10/24/95...Waived on 11/27/95.

95-96	3	7	1	2	.500	0	2	.000	2	0	2	0	4-0	0	1	2	0.7
-------	---	---	---	---	------	---	---	------	---	---	---	---	-----	---	---	---	-----

Three-Point Field Goals: 1995-96, None Attempted.

**BEN CLYDE [#33] 6'7" 198 LBS 06/10/51 FLORIDA STATE '74**

>> Transactions: Fifth round draft choice (89<sup>th</sup> pick overall) in 1974...Waived on 03/06/75.

74-75	25	157	31	72	.431	7	9	.778	15	26	41	5	34-1	5	3	69	2.8
-------	----	-----	----	----	------	---	---	------	----	----	----	---	------	---	---	----	-----

**BIMBO COLES [#12] 6'2" 182 LBS 04/22/68 VIRGINIA TECH '90**

>> Transactions: Signed as a free agent on 03/08/03...Completed contract and was not re-signed.

02-03	14	175	22	49	.449	8	8	1.000	1	10	11	16	17-0	6	0	52	3.7
-------	----	-----	----	----	------	---	---	-------	---	----	----	----	------	---	---	----	-----

Three-Point Field Goals: 2002-03, 0-for-7 (.000).

**PLAYOFF RECORD**

02-03	3	9	0	4	.000	0	0	.000	0	1	1	2	1-0	0	0	0	0.0
-------	---	---	---	---	------	---	---	------	---	---	---	---	-----	---	---	---	-----

Three-Point Field Goals: 2002-03, 0-for-2 (.000).



YEAR	G	MIN	FGM	FGA	PCT	FTM	FTA	PCT	OFF	DEF	TOT	AST	PF-DQ	ST	BL	PTS	AVG
------	---	-----	-----	-----	-----	-----	-----	-----	-----	-----	-----	-----	-------	----	----	-----	-----

**GENE CONLEY [#17] 6'9" 230 LBS 11/10/30 WASHINGTON STATE '52**

52-53	39	461	35	108	.324	18	31	.581			171	19	74-1			88	2.3
58-59	50	663	86	262	.328	37	64	.578			276	19	117-2			209	4.2
59-60	71	1330	201	539	.373	76	114	.667			590	32	270-10			478	6.7
60-61	75	1242	183	495	.370	106	153	.693			550	40	275-15			472	6.3
<b>TOTALS</b>	<b>235</b>	<b>3696</b>	<b>505</b>	<b>1404</b>	<b>.360</b>	<b>237</b>	<b>362</b>	<b>.655</b>			<b>1587</b>	<b>110</b>	<b>736-28</b>			<b>1247</b>	<b>5.3</b>

**PLAYOFF RECORD**

58-59	11	157	24	66	.364	6	13	.462			75	7	40-2			54	4.9
59-60	13	269	34	88	.386	16	22	.727			116	3	59-2			84	6.5
60-61	9	56	12	33	.364	7	12	.583			31	1	20-0			31	3.4
<b>TOTALS</b>	<b>33</b>	<b>482</b>	<b>70</b>	<b>187</b>	<b>.374</b>	<b>29</b>	<b>47</b>	<b>.617</b>			<b>222</b>	<b>11</b>	<b>119-4</b>			<b>169</b>	<b>5.1</b>

**MARTY CONLON [#0, #30] 6'11" 245 LBS 01/19/68 PROVIDENCE '90**

>> Transactions: Signed as a free agent on 11/02/96... Rights renounced on 07/07/97. Signed on 10/21/99, but was on Injured List from 11/1/99-12/12/99; waived on 12/15/99.

96-97	74	1614	214	454	.471	144	171	.842	128	195	323	104	154-2	46	18	574	7.8
-------	----	------	-----	-----	------	-----	-----	------	-----	-----	-----	-----	-------	----	----	-----	-----

Three-Point Field Goals: 1996-97, 2-for-10 (.200).

**KEVIN (CHUCK) CONNORS [#11] 6'7" 205 LBS 04/10/21 D: 11/10/92 SETON HALL**

46-47	49		94	380	.247	39	84	.464				40	129			227	4.6
47-48	4		5	13	.385	2	3	.667				1	5			12	3.0
<b>TOTALS</b>	<b>53</b>		<b>99</b>	<b>393</b>	<b>.252</b>	<b>41</b>	<b>87</b>	<b>.471</b>				<b>41</b>	<b>134</b>			<b>239</b>	<b>4.5</b>

**NORM COOK [#52] 6'9" 210 LBS 03/21/55 KANSAS '77**

>> Transactions: First round draft choice (16<sup>th</sup> pick overall) in 1976... Waived on 10/20/77.

76-77	25	138	27	72	.375	9	17	.529	10	17	27	5	27-0	10	3	63	2.5
-------	----	-----	----	----	------	---	----	------	----	----	----	---	------	----	---	----	-----

**PLAYOFF RECORD**

76-77	1	3	2	2	1.000	0	0	.000	0	0	0	0	0-0	0	0	4	4.0
-------	---	---	---	---	-------	---	---	------	---	---	---	---	-----	---	---	---	-----

**CHUCK COOPER [#11] 6'5" 220 LBS 09/29/26 D: 02/05/84 DUQUESNE '50**

50-51	66		207	601	.344	201	267	.753			562	174	219-7			615	9.3
51-52	66	1976	197	545	.361	149	201	.741			502	134	219-8			543	8.2
52-53	70	1994	157	466	.337	144	190	.758			439	112	258-11			458	6.5
53-54	70	1101	78	261	.299	78	116	.672			304	74	150-1			234	3.3
<b>TOTALS</b>	<b>272</b>		<b>639</b>	<b>1873</b>	<b>.341</b>	<b>572</b>	<b>774</b>	<b>.739</b>			<b>1807</b>	<b>494</b>	<b>846-27</b>			<b>1850</b>	<b>6.8</b>

**PLAYOFF RECORD**

50-51	2		4	12	.333	2	5	.400			13	3	8-0			10	5.0
51-52	3	128	8	25	.320	17	19	.895			16	4	17-2			33	11.0
52-53	6	195	19	48	.396	27	27	.815			39	14	27-2			60	10.0
53-54	6	108	8	16	.500	11	8	.727			31	4	21-1			24	4.0
<b>TOTALS</b>	<b>17</b>		<b>39</b>	<b>101</b>	<b>.386</b>	<b>49</b>	<b>62</b>	<b>.790</b>			<b>99</b>	<b>25</b>	<b>73-5</b>			<b>127</b>	<b>7.5</b>

**CHRIS CORCHIANI [#12] 6'1" 186 LBS 03/28/68 NORTH CAROLINA STATE '91**

>> Transactions: Signed as a free agent on 09/15/93... Not re-signed after the 1993-94 season.

93-94	51	467	40	94	.426	26	38	.684	8	36	44	86	47-0	22	2	117	2.3
-------	----	-----	----	----	------	----	----	------	---	----	----	----	------	----	---	-----	-----

Three-Point Field Goals: 1993-94, 11-for-38 (.289).

**MEL COUNTS [#11] 7'0" 230 LBS 10/16/41 OREGON STATE '64**

>> Transactions: First round draft choice (7<sup>th</sup> pick overall) in 1964... Traded to the Baltimore Bullets for Bailey Howell on 09/01/66.

64-65	54	572	100	272	.368	58	74	.784			265	19	134-1			258	4.8
65-66	67	1021	221	549	.403	120	145	.828			432	50	207-5			562	8.4
<b>TOTALS</b>	<b>121</b>	<b>1593</b>	<b>321</b>	<b>821</b>	<b>.391</b>	<b>178</b>	<b>219</b>	<b>.813</b>			<b>697</b>	<b>69</b>	<b>341-6</b>			<b>820</b>	<b>6.8</b>

**PLAYOFF RECORD**

64-65	4	30	4	15	.267	1	1	1.000			11	1	10-0			9	2.3
65-66	10	82	14	39	.359	15	17	.882			40	3	26-0			43	4.3
<b>TOTALS</b>	<b>14</b>	<b>112</b>	<b>18</b>	<b>54</b>	<b>.333</b>	<b>16</b>	<b>18</b>	<b>.889</b>			<b>51</b>	<b>4</b>	<b>36-0</b>			<b>52</b>	<b>3.7</b>



**YEAR G MIN FGM FGA PCT FTM FTA PCT OFF DEF TOT AST PF-DQ ST BL PTS AVG**

**BOB COUSY [#14] 6'1" 175 LBS 08/09/28 HOLY CROSS '50**

» Transactions: NBA rights drawn out of a hat by the Celtics in a dispersal of the Chicago Stags franchise in 1950...Traded to the Cincinnati Royals for Bill Dimwiddle on 1/18/69.

50-51	69		401	1138	.352	276	365	.756			474	341	185-2			1078	15.6
51-52	66	2681	512	1388	.369	409	506	.808			421	441	190-5			1433	21.7
52-53	71	2945	464	1320	.352	479	587	.816			449	547	227-4			1407	19.8
53-54	72	2857	486	1262	.385	411	522	.787			394	518	201-3			1383	19.2
54-55	71	2747	522	1316	.397	460	570	.807			424	557	165-1			1504	21.2
55-56	72	2767	440	1223	.360	476	564	.844			492	642	206-2			1356	18.8
56-57	64	2364	478	1264	.378	363	442	.821			309	478	134-0			1319	20.6
57-58	65	2222	445	1262	.353	277	326	.850			322	463	136-1			1167	18.0
58-59	65	2403	484	1260	.384	329	385	.855			359	557	135-0			1297	20.0
59-60	75	2588	568	1481	.384	319	403	.792			352	715	146-2			1455	19.4
60-61	76	2468	513	1382	.371	352	452	.779			331	587	196-0			1378	18.1
61-62	75	2114	462	1181	.391	251	333	.754			261	584	135-0			1175	15.7
62-63	76	1975	392	988	.397	219	298	.735			193	515	175-0			1003	13.2
<b>TOTALS</b>	<b>917</b>	<b>30131</b>	<b>6167</b>	<b>16465</b>	<b>.375</b>	<b>4621</b>	<b>5753</b>	<b>.803</b>			<b>4781</b>	<b>6945</b>	<b>2231-20</b>			<b>16955</b>	<b>18.5</b>

**PLAYOFF RECORD**

50-51	2		9	42	.214	10	12	.833			15	12	8-0			28	14.0
51-52	3	138	26	65	.400	41	44	.932			12	19	13-1			93	31.0
52-53	6	270	46	120	.383	61	73	.836			25	37	21-0			153	25.5
53-54	6	260	33	116	.284	60	75	.800			32	38	20-0			126	21.0
54-55	7	299	53	139	.381	46	48	.958			45	65	26-0			152	21.7
55-56	3	124	28	56	.500	23	25	.920			24	26	4-0			79	26.3
56-57	10	440	67	207	.324	68	91	.747			61	93	27-0			202	20.2
57-58	11	457	67	196	.342	64	75	.853			71	82	20-0			198	18.0
58-59	11	460	72	221	.326	70	94	.745			76	119	28-0			214	19.5
59-60	13	468	80	262	.305	39	51	.765			48	116	27-0			199	15.3
60-61	10	337	50	147	.340	67	88	.761			45	91	33-1			167	16.7
61-62	14	474	86	241	.357	52	76	.684			64	123	43-0			224	16.0
62-63	13	413	72	204	.353	39	47	.830			32	116	44-2			183	14.1
<b>TOTALS</b>	<b>109</b>	<b>4140</b>	<b>689</b>	<b>2016</b>	<b>.342</b>	<b>640</b>	<b>799</b>	<b>.801</b>			<b>546</b>	<b>937</b>	<b>314-4</b>			<b>2018</b>	<b>18.5</b>

**DAVE COWENS [#18] 6'8 1/2" 230 LBS 10/25/48 FLORIDA STATE '70**

» Transactions: First round draft choice (4<sup>th</sup> pick overall) in 1970...Traded to the Milwaukee Bucks for Quinn Buckner on 09/09/82.

70-71	81	3076	550	1302	.422	273	373	.732			1216	228	350-15			1373	17.0
71-72	79	3186	657	1357	.484	175	243	.720			1203	245	314-10			1489	18.8
72-73	82	3425	740	1637	.452	204	262	.779			1329	333	311-7			1684	20.5
73-74	80	3352	645	1475	.437	228	274	.832	264	993	1257	354	294-7	95	101	1518	19.0
74-75	65	2632	569	1199	.475	191	244	.783	229	729	958	296	243-7	87	73	1329	20.4
75-76	78	3101	611	1305	.468	257	340	.756	335	911	1246	325	314-10	94	71	1479	19.0
76-77	50	1888	328	756	.434	162	198	.818	147	550	697	248	181-7	46	49	818	16.4
77-78	77	3215	598	1220	.490	239	284	.842	248	830	1078	351	297-5	102	67	1435	18.6
78-79	68	2517	488	1010	.483	151	187	.807	152	500	652	242	263-16	76	51	1127	16.6
79-80	66	2159	422	932	.453	95	122	.779	126	408	534	206	216-2	69	61	940	14.2
<b>TOTALS</b>	<b>726</b>	<b>28551</b>	<b>5608</b>	<b>12193</b>	<b>.460</b>	<b>1975</b>	<b>2527</b>	<b>.782</b>	<b>1501</b>	<b>4921</b>	<b>10170</b>	<b>2828</b>	<b>2783-86</b>	<b>569</b>	<b>473</b>	<b>13192</b>	<b>18.2</b>

Three Point Field Goals: 1979-80, 1-for-12 (.083).

**PLAYOFF RECORD**

71-72	11	441	71	156	.455	28	47	.596			152	33	50-2			170	15.5
72-73	13	598	129	273	.473	27	41	.659			216	48	54-2			285	21.9
73-74	18	772	161	370	.435	47	59	.797	60	180	240	66	85-2	21	17	369	20.5
74-75	11	479	101	236	.428	23	26	.885	49	132	181	46	50-2	18	6	225	20.5
75-76	18	798	156	341	.457	66	87	.759	87	209	296	83	85-4	22	13	378	21.0
76-77	9	379	66	148	.446	17	22	.773	29	105	134	36	37-3	8	13	149	16.6
79-80	9	301	49	103	.476	10	11	.909	18	48	66	21	37-0	9	7	108	12.0
<b>TOTALS</b>	<b>89</b>	<b>3768</b>	<b>733</b>	<b>1627</b>	<b>.451</b>	<b>218</b>	<b>293</b>	<b>.744</b>	<b>243</b>	<b>674</b>	<b>1285</b>	<b>333</b>	<b>398-15</b>	<b>78</b>	<b>56</b>	<b>1684</b>	<b>18.9</b>

Three-Point Field Goals: 1979-80, 0-for-2 (.000).



YEAR	G	MIN	FGM	FGA	PCT	FTM	FTA	PCT	OFF	DEF	TOT	AST	PF-DQ	ST	BL	PTS	AVG
------	---	-----	-----	-----	-----	-----	-----	-----	-----	-----	-----	-----	-------	----	----	-----	-----

**HAL CRISLER [#15]** **6'3"** **215 LBS** **12/31/23 D: 11/02/87** **SAN JOSE STATE**  
 46-47 4 2 6 333 2 2 1.000 0 6 6 1.5

**RICKY DAVIS [#12]** **6'7"** **195 LBS** **09/23/79** **IOWA '98**

>> Transactions: Acquired from Cleveland on December 15, 2003, along with Chris Mihm, Michael Stewart and a Second Round draft choice, in exchange for Tony Battie, Kedrick Brown and Eric Williams...Traded to the Minnesota Timberwolves along with Marcus Banks, Mark Blount and Justin Reed and two conditional second draft choices for Wally Szczerbiak, Michael Olowokandi, Dwayne Jones and a future first round draft choice on January 26, 2006.

03-04	57	1678	312	639	.488	145	198	.732	59	178	237	148	120-0	71	14	804	14.1
04-05	82	2696	481	1041	.462	286	351	.815	66	185	249	246	174-1	89	27	1309	16.0
05-06	42	1747	329	709	.464	129	164	.787	40	147	187	221	91-1	49	9	827	19.7
<b>TOTALS</b>	<b>181</b>	<b>6121</b>	<b>1122</b>	<b>2389</b>	<b>.470</b>	<b>560</b>	<b>713</b>	<b>.785</b>	<b>165</b>	<b>508</b>	<b>673</b>	<b>615</b>	<b>385-2</b>	<b>209</b>	<b>50</b>	<b>2940</b>	<b>16.2</b>

Three-Point Field Goals: 2003-04, 35-for-92 (.380); 2004-05, 61-for-180 (.339); 2005-06, 40-for-125 (.320). Totals: 136-for-397 (.340).

**PLAYOFF RECORD**

03-04	4	123	16	40	.400	11	16	.688	3	9	12	14	7-0	2	0	47	11.8
04-05	7	240	32	74	.432	20	26	.769	5	20	25	14	23-1	9	2	87	12.4
<b>TOTALS</b>	<b>11</b>	<b>363</b>	<b>48</b>	<b>114</b>	<b>.421</b>	<b>31</b>	<b>42</b>	<b>.738</b>	<b>8</b>	<b>29</b>	<b>37</b>	<b>28</b>	<b>30-1</b>	<b>11</b>	<b>2</b>	<b>134</b>	<b>12.2</b>

Three-Point Field Goals: 2003-04, 4-for-10 (.400); 2004-05, 3-for-9 (.333). Totals: 7-for-19 (.368).

**TONY DAWSON [#45]** **6'7"** **220 LBS** **08/25/67** **FLORIDA STATE '89**

>> Transactions: Signed to the first of two consecutive ten-day contracts on 03/28/95...Was not re-signed after the 1994-95 season.

94-95	2	13	3	8	.375	1	1	1.000	0	3	3	1	4-0	0	0	8	4.0
-------	---	----	---	---	------	---	---	-------	---	---	---	---	-----	---	---	---	-----

Three-Point Field Goals: 1994-95, 1-for-3 (.333).

**TODD DAY [#13]** **6'6"** **188 LBS** **01/7/70** **ARKANSAS '92**

>> Transactions: Traded by the Milwaukee Bucks with Alton Lister for Sherman Douglas on 11/26/95...Rights were renounced on 07/07/97 (also played 8 games for Milwaukee in 1995-96).

95-96	71	1636	277	746	.371	200	261	.766	62	140	202	102	198-1	77	48	849	12.0
96-97	81	2277	398	999	.398	256	331	.773	109	221	330	117	208-0	108	48	1178	14.5
<b>TOTALS</b>	<b>152</b>	<b>3913</b>	<b>675</b>	<b>1745</b>	<b>.384</b>	<b>456</b>	<b>592</b>	<b>.769</b>	<b>171</b>	<b>361</b>	<b>532</b>	<b>219</b>	<b>406-1</b>	<b>185</b>	<b>96</b>	<b>2027</b>	<b>13.4</b>

Three-Point Field Goals: 1995-96, 95-for-277 (.343); 1996-97, 126-for-348 (.362). Totals: 221-for-625 (.354).

**DARREN DAYE [#20]** **6'8"** **221 LBS** **11/30/60** **UCLA '83**

>> Transactions: Signed as a free agent on 12/11/86 (also played 1 game for Chicago in 1986-87)...Waived on 02/24/88.

86-87	61	724	101	202	.500	34	65	.523	37	87	124	75	98-0	25	7	236	3.9
87-88	47	655	112	217	.516	59	87	.678	30	46	76	71	68-0	29	4	283	6.0
<b>TOTALS</b>	<b>108</b>	<b>1379</b>	<b>213</b>	<b>419</b>	<b>.508</b>	<b>93</b>	<b>152</b>	<b>.612</b>	<b>67</b>	<b>133</b>	<b>200</b>	<b>146</b>	<b>166-0</b>	<b>54</b>	<b>11</b>	<b>519</b>	<b>4.8</b>

Three-Point Field Goals: 1986-87, None Attempted; 1987-88, 0-for-1 (.000). Totals: 0-for-1 (.000).

**PLAYOFF RECORD**

86-87	23	240	42	72	.583	32	37	.865	11	21	32	13	33-1	9	3	116	5.0
-------	----	-----	----	----	------	----	----	------	----	----	----	----	------	---	---	-----	-----

Three-Point Field Goals: Totals: None Attempted.

**ANDREW DECLERCQ [#45]** **6'10"** **230 LBS** **02/01/73** **FLORIDA '95**

>> Transactions: Signed as a free agent on 07/28/97...Traded with a 1999 first-round draft choice to the Cleveland Cavaliers for Vitally Potapenko on 03/11/99.

97-98	81	1523	169	340	.497	101	168	.601	180	212	392	59	277-3	85	49	439	5.4
98-99	14	258	28	57	.491	19	29	.655	33	30	63	10	51-1	13	9	75	5.4
<b>TOTALS</b>	<b>95</b>	<b>1781</b>	<b>197</b>	<b>397</b>	<b>.496</b>	<b>120</b>	<b>197</b>	<b>.609</b>	<b>213</b>	<b>242</b>	<b>455</b>	<b>69</b>	<b>328-4</b>	<b>98</b>	<b>58</b>	<b>514</b>	<b>5.4</b>

Three-Point Field Goals: 1997-98, 0-for-1 (.000); 1998-99, None Attempted. Totals: 0-for-1 (.000).



# TRADITION

## FORMER PLAYER STATISTICS

**YEAR G MIN FGM FGA PCT FTM FTA PCT OFF DEF TOT AST PF-DQ ST BL PTS AVG**

**TONY DELK [#7] 6'2" 189 LBS 1/28/74 KENTUCKY '96**

» Transactions: Acquired from Phoenix with Rodney Rogers for Randy Brown, Mill Palacio, Joe Johnson and a 2002 first round draft choice on 02/20/02...Traded with Antoine Walker to Dallas for Raef LaFrentz, Chris Mills, Jiri Welsch and a 2004 first round draft choice on 10/20/03.

01-02	22	570	60	172	.349	22	30	.733	20	59	79	51	38-0	22	6	162	7.4
02-03	67	1873	233	560	.416	68	87	.782	41	191	232	146	124-0	72	10	654	9.8
<b>TOTALS</b>	<b>89</b>	<b>2443</b>	<b>293</b>	<b>732</b>	<b>.400</b>	<b>90</b>	<b>117</b>	<b>.769</b>	<b>61</b>	<b>250</b>	<b>311</b>	<b>197</b>	<b>162-0</b>	<b>94</b>	<b>16</b>	<b>816</b>	<b>9.2</b>

Three-Point Field Goals: 2001-02, 20-for-67 (.299); 2002-03, 120-for-304 (.395). Totals: 140-for-371 (.377).

**PLAYOFF RECORD**

01-02	14	227	23	65	.354	7	12	.583	8	26	34	16	13-0	8	5	66	4.7
02-03	10	368	54	114	.474	28	32	.875	5	42	47	36	24-0	12	4	158	15.8
<b>TOTALS</b>	<b>24</b>	<b>595</b>	<b>77</b>	<b>179</b>	<b>.430</b>	<b>35</b>	<b>44</b>	<b>.795</b>	<b>13</b>	<b>68</b>	<b>81</b>	<b>52</b>	<b>37-0</b>	<b>20</b>	<b>9</b>	<b>224</b>	<b>9.3</b>

Three-Point Field Goals: 2001-02, 13-for-33 (.394); 2002-03, 22-for-49 (.449). Totals: 35-for-82 (.427).

**DAN DICKAU [#20] 6'0" 190 LBS 09/16/78 GONZAGA '02**

» Transactions: Signed as a free agent on 09/30/05...Traded to the Portland Trail Blazers along with Raef LaFrentz and Boston's 2006 first round draft pick (#7 pick overall) for Sebastian Telfair, Theo Ratliff and a second round draft pick in 2008 on 06/28/06.

05-06	19	234	17	46	.370	18	18	1.000	5	11	16	40	40-1	11	1	62	3.3
-------	----	-----	----	----	------	----	----	-------	---	----	----	----	------	----	---	----	-----

Three-Point Field Goals: 2005-06, 10-for-20 (.500).

**DICK DICKEY [#23] 6'1" 175 LBS 10/26/26 NORTH CAROLINA STATE '50**

51-52	45	440	40	136	.294	47	69	.681			81	50	79-2			127	2.8
-------	----	-----	----	-----	------	----	----	------	--	--	----	----	------	--	--	-----	-----

**PLAYOFF RECORD**

51-52	3	31	1	8	.125	6	7	.857			3	5	7-0			8	2.7
-------	---	----	---	---	------	---	---	------	--	--	---	---	-----	--	--	---	-----

**ERNIE DIGREGORIO [#7] 6'0" 180 LBS 01/15/51 PROVIDENCE '73**

» Transactions: Signed as a free agent on 02/01/78 (played 25 games for Los Angeles in 1977-78)...Invited to Celtics training camp in 1981 but left on 10/04/81.

77-78	27	274	47	109	.431	12	13	.923	2	25	27	66	22-0	12	1	106	3.9
-------	----	-----	----	-----	------	----	----	------	---	----	----	----	------	----	---	-----	-----

**BILL DINWIDDIE [#27] 6'7" 200 LBS 07/15/43 NEW MEXICO HIGHLANDS '66**

» Transactions: Traded by the Cincinnati Royals for the playing rights to Bob Cousy on 11/18/69...Traded to the Milwaukee Bucks for cash and future draft choices on 10/11/71.

69-70	INJURED																
70-71	61	717	123	328	.375	54	74	.730			209	34	90-1			300	4.9

**BOB DOLL [#19] 6'5" 195 LBS 08/10/19 D: 09/18/59 COLORADO '42**

48-49	47		145	438	.331	80	117	.684				117	118			370	7.9
49-50	47		120	347	.346	75	114	.658				108	117			315	6.7
<b>TOTALS</b>	<b>94</b>		<b>265</b>	<b>785</b>	<b>.338</b>	<b>155</b>	<b>231</b>	<b>.671</b>				<b>225</b>	<b>235</b>			<b>685</b>	<b>7.3</b>

**BOB DONHAM [#12] 6'2" 190 LBS 10/11/26 D: 09/21/83 OHIO STATE '50**

» Transactions: Third round draft choice in 1950.

50-51	68		151	298	.507	114	229	.498			235	139	179-3			416	6.1
51-52	66	1980	201	413	.487	149	293	.509			330	228	223-9			551	8.3
52-53	71	1435	169	353	.479	113	240	.471			239	153	213-8			451	6.4
53-54	68	1451	141	315	.448	118	213	.554			267	186	235-11			400	5.9
<b>TOTALS</b>	<b>273</b>		<b>662</b>	<b>1379</b>	<b>.480</b>	<b>494</b>	<b>975</b>	<b>.507</b>			<b>1071</b>	<b>706</b>	<b>850-31</b>			<b>1818</b>	<b>6.7</b>

**PLAYOFF RECORD**

50-51	2		4	9	.444	5	12	.417			8	2	9-1			13	6.5
51-52	3	112	9	19	.474	9	18	.500			13	17	16-1			27	9.0
52-53	6	138	11	38	.289	11	27	.407			21	13	24-3			33	5.5
53-54	6	98	7	15	.467	6	19	.316			12	6	32-4			20	3.3
<b>TOTALS</b>	<b>17</b>		<b>31</b>	<b>81</b>	<b>.383</b>	<b>31</b>	<b>76</b>	<b>.408</b>			<b>54</b>	<b>38</b>	<b>81-9</b>			<b>93</b>	<b>5.5</b>



YEAR	G	MIN	FGM	FGA	PCT	FTM	FTA	PCT	OFF	DEF	TOT	AST	PF-DQ	ST	BL	PTS	AVG
------	---	-----	-----	-----	-----	-----	-----	-----	-----	-----	-----	-----	-------	----	----	-----	-----

**SHERMAN DOUGLAS [#4, #20] 6'1" 198 LBS 09/15/66 SYRACUSE '89**

>> Transactions: Traded by the Miami Heat for Brian Shaw on 01/10/92 (also played 5 games for Miami in 1991-92)...Traded to the Milwaukee Bucks for Todd Day and Allon Lister on 11/26/95 (also played 69 games for Milwaukee in 1995-96).

91-92	37	654	101	222	.455	68	100	.680	12	45	57	153	68-0	21	9	271	7.3
92-93	79	1932	264	530	.498	84	150	.560	65	97	162	508	166-1	49	10	618	7.8
93-94	78	2789	425	919	.462	177	276	.641	70	123	193	683	171-2	89	11	1040	13.3
94-95	65	2048	365	769	.475	204	296	.689	48	122	170	446	152-0	80	2	954	14.7
95-96	10	234	36	84	.429	25	40	.625	6	17	23	39	16-0	2	0	98	9.8
<b>TOTALS</b>	<b>269</b>	<b>7657</b>	<b>1191</b>	<b>2524</b>	<b>.472</b>	<b>558</b>	<b>862</b>	<b>.647</b>	<b>201</b>	<b>404</b>	<b>605</b>	<b>2129</b>	<b>573-3</b>	<b>241</b>	<b>32</b>	<b>2981</b>	<b>11.1</b>

Three-Point Field Goals: 1991-92, 1-for-9 (.111); 1992-93, 6-for-29 (.207); 1993-94, 13-for-56 (.232); 1994-95, 20-for-82 (.244); 1995-96, 1-for-7 (.143). Totals: 41-for-183 (.224).

**PLAYOFF RECORD**

91-92	6	65	9	25	.360	1	2	.500	1	3	4	10	8-0	0	0	19	3.2
92-93	4	166	17	45	.378	10	15	.667	12	14	26	38	10-0	4	0	44	11.0
94-95	4	168	24	68	.353	8	11	.727	4	16	20	33	12-0	4	1	60	15.0
<b>TOTALS</b>	<b>14</b>	<b>399</b>	<b>50</b>	<b>138</b>	<b>.362</b>	<b>19</b>	<b>28</b>	<b>.679</b>	<b>17</b>	<b>33</b>	<b>50</b>	<b>81</b>	<b>30-0</b>	<b>8</b>	<b>1</b>	<b>123</b>	<b>8.8</b>

Three-Point Field Goals: 1991-92, 0-for-2 (.000); 1992-93, 0-for-3 (.000); 1994-95, 4-for-12 (.333). Totals: 4-for-17 (.235).

**STEVE DOWNING [#32] 6'8" 225 LBS 09/09/50 INDIANA '73**

>> Transactions: First round draft choice (17<sup>th</sup> pick overall) in 1973...Waived on 11/21/74.

73-74	24	137	21	64	.328	22	38	.579	14	25	39	11	33-0	5	0	64	2.7
74-75	3	9	0	2	.000	0	2	.000	0	2	2	0	0-0	0	0	0	0.0
<b>TOTALS</b>	<b>27</b>	<b>146</b>	<b>21</b>	<b>66</b>	<b>.318</b>	<b>22</b>	<b>40</b>	<b>.550</b>	<b>14</b>	<b>27</b>	<b>41</b>	<b>11</b>	<b>33-0</b>	<b>5</b>	<b>0</b>	<b>64</b>	<b>2.4</b>

**PLAYOFF RECORD**

73-74	1	4	1	2	.500	0	0	.000	2	0	2	0	1-0	0	0	2	2.0
-------	---	---	---	---	------	---	---	------	---	---	---	---	-----	---	---	---	-----

**NATE DRIGGERS [#27] 6'4" 215 LBS 10/12/73 MONTEVALLO '95**

>> Transactions: Signed as a free agent on 09/10/96...Waived on 10/31/96...Re-signed on 11/08/96...Waived on 11/25/96...Re-signed to a ten-day contract on 04/04/97...Re-signed for the remainder of the season on 04/14/97...Rights renounced on 07/01/97.

96-97	15	132	13	43	.302	10	14	.714	12	10	22	6	10-0	3	2	36	2.4
-------	----	-----	----	----	------	----	----	------	----	----	----	---	------	---	---	----	-----

Three-Point Field Goals: 1996-97, 0-for-9 (.000).

**TERRY DUEROD [#40] 6'2" 180 LBS 07/29/56 DETROIT '79**

>> Transactions: Signed as a free agent on 12/04/80 (also played 18 games for Dallas in 1980-81)...Waived on 10/26/82.

80-81	32	114	30	73	.411	13	14	.929	2	3	5	6	8-0	5	0	79	2.5
81-82	21	146	34	77	.442	4	12	.333	6	9	15	12	9-0	3	1	72	3.4
<b>TOTALS</b>	<b>53</b>	<b>260</b>	<b>64</b>	<b>150</b>	<b>.427</b>	<b>17</b>	<b>26</b>	<b>.654</b>	<b>8</b>	<b>12</b>	<b>20</b>	<b>18</b>	<b>17-0</b>	<b>8</b>	<b>1</b>	<b>151</b>	<b>2.8</b>

Three-Point Field Goals: 1980-81, 6-for-10 (.600); 1981-82, 0-for-1 (.000).

**PLAYOFF RECORD**

80-81	10	12	4	10	.400	0	0	.000	0	0	0	0	0-0	1	0	8	0.8
-------	----	----	---	----	------	---	---	------	---	---	---	---	-----	---	---	---	-----

Three-Point Field Goals: 0-for-2 (.000).

**BOB DUFFY [#17] 6'4" 175 LBS 07/05/22 TULANE**

46-47	6		2	7	.286	4	4	1.000				0	4			8	1.3
-------	---	--	---	---	------	---	---	-------	--	--	--	---	---	--	--	---	-----

Also played 11 games for Chicago in 1946-47.

**ANDY DUNCAN [#21] 6'6" 195 LBS 04/17/22 KENTUCKY/WILLIAM & MARY**

50-51	14		7	40	.175	15	22	.682			30	8	27-0			29	2.1
-------	----	--	---	----	------	----	----	------	--	--	----	---	------	--	--	----	-----



YEAR	G	MIN	FGM	FGA	PCT	FTM	FTA	PCT	OFF	DEF	TOT	AST	PF-DQ	ST	BL	PTS	AVG
------	---	-----	-----	-----	-----	-----	-----	-----	-----	-----	-----	-----	-------	----	----	-----	-----

**ACIE EARL [#55] 6'10" 265 LBS 06/23/70 IOWA '93**

>> Transactions: First round draft choice (19<sup>th</sup> pick overall) in 1995... Selected by the Toronto Raptors in the NBA expansion draft on 06/24/95.

93-94	74	1149	151	372	.406	108	160	.675	85	162	247	12	178-5	24	53	410	5.5
94-95	30	208	26	68	.382	14	29	.483	19	26	45	2	29-0	6	8	66	2.2
<b>TOTALS</b>	<b>104</b>	<b>1357</b>	<b>177</b>	<b>440</b>	<b>.402</b>	<b>122</b>	<b>189</b>	<b>.646</b>	<b>104</b>	<b>188</b>	<b>292</b>	<b>14</b>	<b>207-5</b>	<b>30</b>	<b>61</b>	<b>476</b>	<b>4.6</b>

Three-Point Field Goals: 1993-94, 0-for-1 (.000); 1994-95, None Attempted. Totals: 0-for-1 (.000).

**PLAYOFF RECORD**

94-95	1	10	1	3	.333	0	2	.000	1	1	2	0	4-0	0	0	2	2.0
-------	---	----	---	---	------	---	---	------	---	---	---	---	-----	---	---	---	-----

Three-Point Field Goals: 1994-95, None Attempted.

**TYUS EDNEY [#20] 5'10" 152 LBS 02/14/73 UCLA '95**

>> Transactions: Signed as a free agent on 08/22/97... Became a free agent after the Celtics did not exercise the option for the 1998-99 season on 06/30/98.

97-98	52	623	93	216	.431	88	111	.793	20	35	55	139	69-0	51	1	277	5.3
-------	----	-----	----	-----	------	----	-----	------	----	----	----	-----	------	----	---	-----	-----

Three-Point Field Goals: 3-for-10 (.300).

**THEODORE (BLUE) EDWARDS [#30] 6'4" 228 LBS 10/31/65 EAST CAROLINA '89**

>> Transactions: Traded by the Milwaukee Bucks with Derek Strong for Ed Pinckney and the draft rights to Andrei Felisov on 06/29/94 (also played 36 games for Utah in 1994-95)... Traded to the Utah Jazz for Jay Humphries and a 1995 second-round draft choice on 02/03/95.

94-95	31	507	83	195	.426	43	48	.896	25	40	65	47	64-0	19	10	220	7.1
-------	----	-----	----	-----	------	----	----	------	----	----	----	----	------	----	----	-----	-----

Three-Point Field Goals: 11-for-43 (.256).

**ED EHLERS [#14] 6'3" 198 LBS 03/10/23 PURDUE '47**

>> Transactions: Boston's first-ever first round draft choice (1<sup>st</sup> pick overall) in 1947.

47-48	40		104	417	.249	78	144	.542				44	92			286	7.2
48-49	59		182	583	.312	150	225	.667				133	119			514	8.7
<b>TOTALS</b>	<b>99</b>		<b>286</b>	<b>1000</b>	<b>.286</b>	<b>228</b>	<b>369</b>	<b>.618</b>				<b>177</b>	<b>211</b>			<b>800</b>	<b>8.1</b>

**DON ELIASON [#14] 6'2" 222 LBS 07/24/18 HAMLINE '42**

46-47	1		0	1	.000	0	0	.000				0	1			0	0.0
-------	---	--	---	---	------	---	---	------	--	--	--	---	---	--	--	---	-----

**PERVIS ELLISON [#29] 6'10" 242 LBS 04/03/67 LOUISVILLE '89**

>> Transactions: Signed as an unrestricted free agent on 08/01/94... Not re-signed after the 1999-2000 season.

94-95	55	1083	152	300	.507	71	99	.717	124	185	309	34	179-5	22	54	375	6.8
95-96	69	1431	145	295	.492	75	117	.641	151	300	451	62	207-2	39	99	365	5.3
96-97	6	125	6	16	.375	3	5	.600	17	26	26	4	21-1	5	9	15	2.5
97-98	33	447	40	70	.571	20	34	.588	52	57	109	31	90-2	20	31	100	3.0
98-99	0	0	0	0	.000	0	0	.000	0	0	0	0	0-0	0	0	0	0.0
99-00	30	269	19	43	.442	15	21	.714	29	38	67	13	67-1	10	8	53	1.8
<b>TOTALS</b>	<b>193</b>	<b>2355</b>	<b>362</b>	<b>724</b>	<b>.500</b>	<b>184</b>	<b>276</b>	<b>.667</b>	<b>373</b>	<b>606</b>	<b>962</b>	<b>144</b>	<b>564-11</b>	<b>96</b>	<b>201</b>	<b>908</b>	<b>4.7</b>

Three-Point Field Goals: 1994-95, 0-for-2 (.000); 1995-96, None Attempted; 1996-97, None Attempted; 1997-98, None Attempted; 1998-99, None Attempted; 1999-00, None Attempted; Totals: 0-for-2 (.000).

**WAYNE EMBRY [#28] 6'8" 255 LBS 03/26/37 MIAMI (OH) '58**

>> Transactions: Traded by the Cincinnati Royals for cash and a draft choice on 09/15/66... Selected by the Milwaukee Bucks in the NBA expansion draft on 05/06/68.

66-67	72	729	147	359	.409	82	144	.569			294	42	137-0			376	5.2
67-68	78	1088	193	483	.400	109	185	.589			321	52	174-1			495	6.3
<b>TOTALS</b>	<b>150</b>	<b>1817</b>	<b>340</b>	<b>842</b>	<b>.404</b>	<b>191</b>	<b>329</b>	<b>.581</b>			<b>615</b>	<b>94</b>	<b>311-1</b>			<b>871</b>	<b>5.8</b>

**PLAYOFF RECORD**

66-67	5	38	12	31	.387	2	4	.500			13	3	9-0			26	5.2
67-68	16	162	23	59	.390	13	29	.448			45	6	36-0			59	3.7
<b>TOTALS</b>	<b>21</b>	<b>200</b>	<b>35</b>	<b>90</b>	<b>.389</b>	<b>15</b>	<b>33</b>	<b>.455</b>			<b>58</b>	<b>9</b>	<b>45-0</b>			<b>85</b>	<b>4.0</b>

**GENE ENGLUND [#10] 6'5" 205 LBS 10/21/17 D: 11/05/95 WISCONSIN '41**

49-50	24		55	148	.372	86	106	.811				17	97			196	8.2
-------	----	--	----	-----	------	----	-----	------	--	--	--	----	----	--	--	-----	-----

Also played 22 games for Tri-Cities in 1948-49.



**YEAR G MIN FGM FGA PCT FTM FTA PCT OFF DEF TOT AST PF-DQ ST BL PTS AVG**

**JOHN EZERSKY [#10, #16] 6'3" 175 LBS 1921 ST. JOHN'S**

48-49	18		68	185	.368	49	80	.613				29	49			185	10.3
49-50	16		36	136	.265	35	51	.686				22	39			107	6.7
<b>TOTALS</b>	<b>34</b>		<b>104</b>	<b>321</b>	<b>.324</b>	<b>84</b>	<b>131</b>	<b>.641</b>				<b>51</b>	<b>88</b>			<b>292</b>	<b>8.6</b>

Also played 11 games for Providence and 27 games for Baltimore in 1948-49. Also played 38 games for Baltimore in 1949-50.

**PHIL FARBMAN [#8] 6'2" 185 LBS 04/03/24 CCNY '48**

48-49	21		21	78	.269	30	38	.789				18	36			72	3.4
-------	----	--	----	----	------	----	----	------	--	--	--	----	----	--	--	----	-----

Also played 27 games for Philadelphia in 1948-49.

**WARREN FENLEY [#7] 6'3" 190 LBS 02/08/22 MANHATTAN**

46-47	33		31	138	.225	23	45	.511				16	59			85	2.6
-------	----	--	----	-----	------	----	----	------	--	--	--	----	----	--	--	----	-----

**ERIC FERNSTEN [#45] 6'10" 210 LBS 11/01/53 SAN FRANCISCO '75**

>> Transactions: Signed as a free agent on 06/27/79...Waived on 10/28/82.

79-80	56	431	71	153	.464	33	52	.635	40	56	96	28	43-0	17	12	175	3.1
80-81	45	279	38	79	.481	20	30	.667	29	33	62	10	29-0	6	7	96	2.1
81-82	43	202	19	49	.388	19	30	.633	12	30	42	8	23-0	5	7	57	1.3
<b>TOTALS</b>	<b>144</b>	<b>912</b>	<b>128</b>	<b>281</b>	<b>.456</b>	<b>72</b>	<b>112</b>	<b>.643</b>	<b>81</b>	<b>119</b>	<b>200</b>	<b>46</b>	<b>95-0</b>	<b>28</b>	<b>26</b>	<b>328</b>	<b>2.3</b>

Three-Point Field Goals: None Attempted.

**PLAYOFF RECORD**

79-80	5	18	2	6	.333	2	3	.667	3	2	5	0	1-0	0	3	6	1.2
80-81	8	14	0	3	.000	2	3	.667	1	3	4	1	3-0	1	0	2	0.3
81-82	5	11	1	2	.500	1	2	.500	2	0	2	0	0-0	0	0	3	0.6
<b>TOTALS</b>	<b>18</b>	<b>43</b>	<b>3</b>	<b>11</b>	<b>.273</b>	<b>5</b>	<b>8</b>	<b>.625</b>	<b>6</b>	<b>5</b>	<b>11</b>	<b>1</b>	<b>4-0</b>	<b>1</b>	<b>3</b>	<b>11</b>	<b>0.6</b>

Three-Point Field Goals: None Attempted.

**HENRY FINKEL [#29] 7'0" 245 LBS 04/20/42 DAYTON '66**

>> Transactions: Sold by the San Diego Clippers for cash and a draft choice on 08/22/69...Retired after the 1974-75 season.

69-70	80	1866	310	683	.454	156	233	.670			613	103	292-13			776	9.7
70-71	80	1234	214	489	.438	93	127	.732			343	79	196-5			521	6.5
71-72	78	736	103	254	.406	43	74	.581			251	61	118-4			249	3.2
72-73	76	496	78	173	.451	28	52	.538			151	26	83-0			184	2.4
73-74	60	427	60	427	.462	28	43	.651	41	94	135	27	62-1	3	7	148	2.5
74-75	62	518	52	518	.403	23	43	.535	33	79	112	32	72-0	7	3	127	2.0
<b>TOTALS</b>	<b>436</b>	<b>5277</b>	<b>817</b>	<b>1858</b>	<b>.440</b>	<b>371</b>	<b>572</b>	<b>.649</b>	<b>74</b>	<b>173</b>	<b>1605</b>	<b>328</b>	<b>823-23</b>	<b>10</b>	<b>10</b>	<b>2005</b>	<b>4.6</b>

**PLAYOFF RECORD**

71-72	8	68	10	22	.455	0	0	.000			24	3	11-0	1	0	20	2.5
72-73	7	23	6	9	.667	0	0	.000			6	3	4-0	0	0	12	1.7
73-74	8	46	8	18	.444	1	1	1.000	5	5	10	3	9-0	1	0	17	2.1
74-75	7	25	3	7	.429	3	5	.600	3	3	6	4	2-0	0	0	9	1.3
<b>TOTALS</b>	<b>30</b>	<b>162</b>	<b>27</b>	<b>56</b>	<b>.482</b>	<b>4</b>	<b>6</b>	<b>.667</b>	<b>8</b>	<b>8</b>	<b>46</b>	<b>13</b>	<b>26-0</b>	<b>2</b>	<b>0</b>	<b>58</b>	<b>1.9</b>

**JACK FOLEY [#21] 6'3" 185 LBS 11/17/40 HOLY CROSS '62**

62-63	5	46	13	26	.500	6	8	.750			7	0				32	6.4
-------	---	----	----	----	------	---	---	------	--	--	---	---	--	--	--	----	-----

Also played 6 games for New York in 1962-63.

**CHRIS FORD [#42] 6'5" 190 LBS 01/11/49 VILLANOVA '72**

>> Transactions: Traded by the Detroit Pistons with a 1981 second-round draft choice for Earl Tatum on 10/19/78 (also played 3 games for Detroit in 1978-79)...Waived on 10/25/82.

78-79	78	2629	525	1107	.474	165	219	.753	115	141	256	369	200-2	114	24	1215	15.6
79-80	73	2115	330	709	.465	86	114	.754	77	104	181	215	178-0	111	27	816	11.2
80-81	82	2723	314	707	.444	64	87	.736	72	91	163	295	212-2	100	23	728	8.9
81-82	76	1591	188	450	.418	39	56	.696	52	56	108	142	143-0	42	10	435	5.7
<b>TOTALS</b>	<b>309</b>	<b>9058</b>	<b>1357</b>	<b>2973</b>	<b>.456</b>	<b>354</b>	<b>476</b>	<b>.744</b>	<b>316</b>	<b>392</b>	<b>708</b>	<b>1021</b>	<b>733-4</b>	<b>367</b>	<b>84</b>	<b>3194</b>	<b>10.3</b>

Three-Point Field Goals: 1979-80, 70-for-164 (.427); 1980-81, 36-for-109 (.330); 1981-82, 20-for-63 (.317). Totals: 126-for-336 (.375).



# TRADITION

## FORMER PLAYER STATISTICS

YEAR	G	MIN	FGM	FGA	PCT	FTM	FTA	PCT	OFF	DEF	TOT	AST	PF-DQ	ST	BL	PTS	AVG
<b>PLAYOFF RECORD</b>																	
79-80	9	279	34	79	.430	12	15	.800	9	16	25	21	35-1	14	6	82	9.1
80-81	17	507	66	146	.452	15	25	.600	13	32	45	46	47-0	14	1	154	9.1
81-82	12	138	20	42	.476	5	7	.714	6	9	15	15	15-0	3	1	47	3.9
<b>TOTALS</b>	<b>38</b>	<b>924</b>	<b>120</b>	<b>267</b>	<b>.449</b>	<b>32</b>	<b>47</b>	<b>.681</b>	<b>28</b>	<b>57</b>	<b>85</b>	<b>82</b>	<b>97-1</b>	<b>31</b>	<b>8</b>	<b>283</b>	<b>7.4</b>

Three-Point Field Goals: 1979-80, 2-for-13 (.154); 1980-81, 7-for-25 (.280); 1981-82, 2-for-7 (.286). Totals: 11-for-45 (.244).

<b>JOSEPH FORTE [#40]</b>			<b>6'4"</b>		<b>194 LBS</b>		<b>03/23/81</b>		<b>NORTH CAROLINA '03</b>								
<i>&gt;&gt; Transactions: First round draft choice (21<sup>st</sup> pick overall) in 2001...Traded with Kenny Anderson and Vitaly Potapenko to the Seattle SuperSonics for Vin Baker and Shammond Williams on 07/22/02.</i>																	
01-02	8	39	1	12	.083	4	4	1.000	1	5	6	6	1-0	2	0	6	0.8

Three-Point Field Goals: 2001-02, 0-for-3 (.000).

<b>DANNY FORTSON [#27]</b>			<b>6'7"</b>		<b>260 LBS</b>		<b>03/27/76</b>		<b>CINCINNATI '98</b>								
<i>&gt;&gt; Transactions: Traded by the Denver Nuggets with Eric Williams, Eric Washington and a first-round draft choice for Ron Mercer, Popeye Jones and Dwayne Schintzky on 08/03/99...Traded with a future draft choice to the Toronto Raptors for Alvin Williams, Sean Marks and cash considerations on 02/09/00; trade later voided because Williams failed a physical...Traded to the Golden State Warriors as part of a four-team deal in which Boston received Robert Pack, John Williams and cash considerations from the Dallas Mavericks and a conditional first-round draft choice from the Utah Jazz, Dallas received Dana Barros from Boston, Bill Curley from Golden State and Howard Easley from Utah, Utah received Donyell Marshall from Golden State and Bruno Sundov from Dallas and Golden State received Adam Keele from Utah on 08/16/00.</i>																	
99-00	55	856	140	265	.528	139	189	.735	141	225	366	29	180-4	20	5	419	7.6

Three-Point Field Goals: 1999-2000, None Attempted.

<b>RICK FOX [#44]</b>			<b>6'7"</b>		<b>249 LBS</b>		<b>07/24/69</b>		<b>NORTH CAROLINA '91</b>								
<i>&gt;&gt; Transactions: First round draft choice (24<sup>th</sup> pick overall) in 1991...Rights were renounced on 07/07/91... Traded by the Los Angeles Lakers with Gary Payton and a conditional first round draft choice for Chucky Atkins, Jumaine Jones and Chris Mihm on 08/13/04. Waived to facilitate retirement.</i>																	
91-92	81	1535	241	525	.459	139	184	.755	73	147	220	126	230-3	78	30	644	8.0
92-93	71	1082	184	380	.484	81	101	.802	55	104	159	113	133-1	61	21	453	6.4
93-94	82	2096	340	728	.467	174	230	.757	105	250	355	217	244-4	81	52	887	10.8
94-95	53	1039	169	351	.481	95	123	.772	61	94	155	139	154-1	52	19	464	8.8
95-96	81	2588	421	928	.454	196	254	.772	158	292	450	369	290-5	113	41	1137	14.0
96-97	76	2650	433	950	.456	207	263	.787	114	280	394	286	221-1	167	40	1174	15.4
<b>TOTALS</b>	<b>444</b>	<b>10990</b>	<b>1788</b>	<b>3862</b>	<b>.463</b>	<b>892</b>	<b>1155</b>	<b>.772</b>	<b>566</b>	<b>1167</b>	<b>1733</b>	<b>1250</b>	<b>1272-15</b>	<b>552</b>	<b>203</b>	<b>4759</b>	<b>10.7</b>

Three-Point Field Goals: 1991-92, 23-for-70 (.329); 1992-93, 4-for-23 (.174); 1993-94, 33-for-100 (.330); 1994-95, 31-for-75 (.413); 1995-96, 99-for-272 (.364); 1996-97, 101-for-278 (.363). Totals: 291-for-818 (.356).

<b>PLAYOFF RECORD</b>																	
91-92	8	67	11	23	.478	4	4	1.000	3	3	6	4	11-0	2	2	29	3.6
92-93	4	71	7	25	.280	2	2	1.000	8	11	19	5	7-0	2	1	17	4.3
94-95	<i>INJURED</i>																
<b>TOTALS</b>	<b>12</b>	<b>138</b>	<b>18</b>	<b>48</b>	<b>.375</b>	<b>6</b>	<b>6</b>	<b>1.000</b>	<b>11</b>	<b>14</b>	<b>25</b>	<b>9</b>	<b>18-0</b>	<b>4</b>	<b>3</b>	<b>46</b>	<b>3.8</b>

Three-Point Field Goals: 1991-92, 3-for-6 (.500); 1992-93, 1-for-3 (.333). Totals: 4-for-9 (.444).

<b>KEVIN GAMBLE [#34]</b>			<b>6'5"</b>		<b>210 LBS</b>		<b>11/13/65</b>		<b>IOWA '87</b>								
<i>&gt;&gt; Transactions: Signed as a free agent on 12/15/88... Contract expired at the end of the 1993-94 season.</i>																	
88-89	44	375	75	136	.551	35	55	.636	11	31	42	34	40-0	14	3	187	4.3
89-90	71	990	137	301	.455	85	107	.704	42	70	112	119	77-1	28	8	362	5.1
90-91	82	2706	548	933	.587	185	227	.815	85	182	267	256	237-6	100	34	1281	15.6
91-92	82	2496	480	908	.529	139	157	.885	80	206	286	219	200-2	75	37	1108	13.5
92-93	82	2541	459	906	.507	123	149	.826	46	200	246	226	185-1	86	37	1093	13.3
93-94	75	1880	368	804	.458	103	126	.817	41	118	159	149	134-0	57	22	864	11.5
<b>TOTALS</b>	<b>436</b>	<b>10988</b>	<b>2067</b>	<b>3988</b>	<b>.518</b>	<b>670</b>	<b>821</b>	<b>.816</b>	<b>305</b>	<b>807</b>	<b>1112</b>	<b>1003</b>	<b>873-10</b>	<b>360</b>	<b>141</b>	<b>4895</b>	<b>11.2</b>

Three-Point Field Goals: 1988-89, 2-for-11 (.182); 1989-90, 3-for-18 (.167); 1990-91, 0-for-7 (.000); 1991-92, 9-for-31 (.290); 1992-93, 52-for-139 (.374); 1993-94, 25-for-103 (.243). Totals: 91-for-309 (.294).

<b>PLAYOFF RECORD</b>																	
88-89	1	29	4	11	.364	0	2	.000	1	0	1	2	1-0	1	0	8	8.0
89-90	3	8	3	5	.600	0	0	.000	1	0	1	2	1-0	0	0	6	2.0
90-91	11	238	29	60	.483	8	12	.667	3	10	13	19	24-0	4	2	66	6.0
91-92	10	335	62	131	.473	12	15	.800	13	29	42	23	26-0	12	6	136	13.6
92-93	4	142	23	42	.548	4	4	1.000	3	6	9	10	11-0	6	1	55	13.8
<b>TOTALS</b>	<b>29</b>	<b>752</b>	<b>121</b>	<b>249</b>	<b>.486</b>	<b>24</b>	<b>33</b>	<b>.727</b>	<b>21</b>	<b>45</b>	<b>66</b>	<b>56</b>	<b>63-0</b>	<b>23</b>	<b>9</b>	<b>271</b>	<b>9.3</b>

Three-Point Field Goals: 1988-89, 0-for-1 (.000); 1991-92, 0-for-2 (.000); 1992-93, 5-for-12 (.417). Totals: 5-for-15 (.333).



YEAR	G	MIN	FGM	FGA	PCT	FTM	FTA	PCT	OFF	DEF	TOT	AST	PF-DQ	ST	BL	PTS	AVG
<b>JACK GARFINKEL [#15, #21]</b>			<b>6'0"</b>		<b>190 LBS</b>		<b>06/13/18</b>		<b>ST. JOHN'S '41</b>								
46-47	40		81	304	.266	17	28	.607				58	62			179	4.5
47-48	43		114	380	.300	35	46	.761				59	78			263	6.1
48-49	9		12	70	.171	10	14	.714				17	19			34	3.8
<b>TOTALS</b>	<b>92</b>		<b>207</b>	<b>754</b>	<b>.275</b>	<b>62</b>	<b>88</b>	<b>.705</b>				<b>134</b>	<b>159</b>			<b>476</b>	<b>5.2</b>

**PLAYOFF RECORD**

47-48	3		7	23	.304	8	10	.800				7	15			22	7.3
-------	---	--	---	----	------	---	----	------	--	--	--	---	----	--	--	----	-----

<b>MARLON GARNETT [#20]</b>			<b>6'2"</b>		<b>186 LBS</b>		<b>07/03/75</b>		<b>SANTA CLARA '97</b>							
-----------------------------	--	--	-------------	--	----------------	--	-----------------	--	------------------------	--	--	--	--	--	--	--

>> Transactions: Signed as a free agent on 01/21/99...Waived on 05/05/99.

98-99	24	205	15	51	.294	15	20	.750	3	18	21	18	18-0	5	1	51	2.1
-------	----	-----	----	----	------	----	----	------	---	----	----	----	------	---	---	----	-----

Three-Point Field Goals: 6-for-23 (.261).

<b>WARD GIBSON</b>			<b>6'5"</b>		<b>198 LBS</b>		<b>12/06/21 D: 02/01/58</b>		<b>CREIGHTON '47</b>							
--------------------	--	--	-------------	--	----------------	--	-----------------------------	--	----------------------	--	--	--	--	--	--	--

49-50	2		3	4	.750	1	4	.250				1	3			7	3.5
-------	---	--	---	---	------	---	---	------	--	--	--	---	---	--	--	---	-----

Also played 30 games for Waterloo in 1949-50.

<b>ARTIS GILMORE [#53]</b>			<b>7'2"</b>		<b>265 LBS</b>		<b>09/21/49</b>		<b>JACKSONVILLE '71</b>							
----------------------------	--	--	-------------	--	----------------	--	-----------------	--	-------------------------	--	--	--	--	--	--	--

>> Transactions: Signed as a free agent on 01/08/88 (also played 24 games for Chicago in 1987-88)...Contract expired at the end of the 1987-88 season.

87-88	47	521	58	101	.574	48	91	.527	54	94	148	12	94-0	10	18	164	3.5
-------	----	-----	----	-----	------	----	----	------	----	----	-----	----	------	----	----	-----	-----

Three-Point Field Goals: None Attempted.

**PLAYOFF RECORD**

87-88	14	86	4	8	.500	7	14	.500	4	16	20	1	14-0	0	4	15	1.1
-------	----	----	---	---	------	---	----	------	---	----	----	---	------	---	---	----	-----

Three-Point Field Goals: None Attempted.

<b>CLARENCE GLOVER [#28]</b>			<b>6'8"</b>		<b>210 LBS</b>		<b>11/01/47</b>		<b>WESTERN KENTUCKY '71</b>							
------------------------------	--	--	-------------	--	----------------	--	-----------------	--	-----------------------------	--	--	--	--	--	--	--

>> Transactions: First round draft choice (10<sup>th</sup> pick overall) in 1971.

71-72	25	119	25	55	.455	15	32	.469			46	4	26-0			65	2.6
-------	----	-----	----	----	------	----	----	------	--	--	----	---	------	--	--	----	-----

**PLAYOFF RECORD**

71-72	3	10	2	6	.333	2	2	1.000			3	0	1-0			6	2.0
-------	---	----	---	---	------	---	---	-------	--	--	---	---	-----	--	--	---	-----

<b>RYAN GOMES [#4]</b>			<b>6'7"</b>		<b>250 LBS</b>		<b>09/01/82</b>		<b>PROVIDENCE '05</b>							
------------------------	--	--	-------------	--	----------------	--	-----------------	--	-----------------------	--	--	--	--	--	--	--

>> Transactions: Traded to Minnesota along with Gerald Green, Al Jefferson, Theo Ratliff, Sebastian Telfair and a future draft choice in exchange for Kevin Garnett on July 31, 2007...Second round draft choice (50<sup>th</sup> overall) in 2005 NBA Draft.

05-06	61	1376	173	355	.487	112	149	.752	102	196	298	58	83-1	35	5	461	7.6
-------	----	------	-----	-----	------	-----	-----	------	-----	-----	-----	----	------	----	---	-----	-----

06-07	73	2275	338	723	.467	189	233	.811	125	282	407	119	169-1	48	13	881	11.7
-------	----	------	-----	-----	------	-----	-----	------	-----	-----	-----	-----	-------	----	----	-----	------

<b>TOTALS</b>	<b>134</b>	<b>3651</b>	<b>511</b>	<b>1078</b>	<b>.474</b>	<b>301</b>	<b>382</b>	<b>.788</b>	<b>227</b>	<b>478</b>	<b>705</b>	<b>177</b>	<b>252-2</b>	<b>83</b>	<b>18</b>	<b>1342</b>	<b>10.0</b>
---------------	------------	-------------	------------	-------------	-------------	------------	------------	-------------	------------	------------	------------	------------	--------------	-----------	-----------	-------------	-------------

Three-Point Field Goals: 2005-06, 3-for-9 (.333); 2006-07, 16-for-42 (.381); Totals: 19-for-51 (.373).

<b>MAL GRAHAM [#11]</b>			<b>6'1"</b>		<b>185 LBS</b>		<b>02/23/45</b>		<b>NEW YORK UNIVERSITY '67</b>							
-------------------------	--	--	-------------	--	----------------	--	-----------------	--	--------------------------------	--	--	--	--	--	--	--

>> Transactions: First round draft choice (11<sup>th</sup> pick overall) in 1967.

67-68	48	786	117	272	.430	56	88	.636			94	61	123-0			290	6.0
-------	----	-----	-----	-----	------	----	----	------	--	--	----	----	-------	--	--	-----	-----

68-69	22	103	13	55	.236	11	14	.786			24	14	27-0			37	1.7
-------	----	-----	----	----	------	----	----	------	--	--	----	----	------	--	--	----	-----

<b>TOTALS</b>	<b>70</b>	<b>889</b>	<b>130</b>	<b>327</b>	<b>.398</b>	<b>67</b>	<b>102</b>	<b>.657</b>			<b>118</b>	<b>75</b>	<b>150-0</b>			<b>327</b>	<b>4.7</b>
---------------	-----------	------------	------------	------------	-------------	-----------	------------	-------------	--	--	------------	-----------	--------------	--	--	------------	------------

**PLAYOFF RECORD**

67-68	5	22	2	5	.400	1	3	.333			4	1	3-0			5	1.0
-------	---	----	---	---	------	---	---	------	--	--	---	---	-----	--	--	---	-----

68-69	2	3	0	2	.000	0	0	.000			0	1	0-0			0	0.0
-------	---	---	---	---	------	---	---	------	--	--	---	---	-----	--	--	---	-----

<b>TOTALS</b>	<b>7</b>	<b>25</b>	<b>2</b>	<b>7</b>	<b>.286</b>	<b>1</b>	<b>3</b>	<b>.333</b>			<b>4</b>	<b>2</b>	<b>3-0</b>			<b>5</b>	<b>0.7</b>
---------------	----------	-----------	----------	----------	-------------	----------	----------	-------------	--	--	----------	----------	------------	--	--	----------	------------

<b>RON GRANDISON [#31]</b>			<b>6'8"</b>		<b>217 LBS</b>		<b>07/09/64</b>		<b>NEW ORLEANS '87</b>							
----------------------------	--	--	-------------	--	----------------	--	-----------------	--	------------------------	--	--	--	--	--	--	--

>> Transactions: Signed as a free agent on 09/27/88.

88-89	72	528	59	142	.415	59	80	.738	47	45	92	42	71-0	18	3	177	2.5
-------	----	-----	----	-----	------	----	----	------	----	----	----	----	------	----	---	-----	-----

Three-Point Field Goals: 1988-89, 0-for-10 (.000).



# TRADITION

## FORMER PLAYER STATISTICS

YEAR	G	MIN	FGM	FGA	PCT	FTM	FTA	PCT	OFF	DEF	TOT	AST	PF-DQ	ST	BL	PTS	AVG
------	---	-----	-----	-----	-----	-----	-----	-----	-----	-----	-----	-----	-------	----	----	-----	-----

**WYNDOL GRAY [#4]**      **6'1"**      **175 LBS**      **03/20/22** D: **01/29/94**      **HARVARD/BOWLING GREEN**  
 46-47      55      139      476      .292      72      124      .581      47      105      350      6.4

**GERALD GREEN [#5]**      **6'8"**      **200 LBS**      **01/26/86**      **GULF SHORES ACADEMY (HS) '05**

» Transactions: Traded to Minnesota along with Ryan Gomes, Al Jefferson, Theo Ralliff, Sebastian Telfair and a future draft choice in exchange for Kevin Gamelt on July 31, 2007...First round draft choice (18th overall) in 2005 NBA Draft.

05-06	32	374	66	138	.478	29	37	.784	10	31	41	18	41-1	13	4	167	25.2
06-07	81	1780	310	739	.419	128	159	.805	68	140	208	83	198-1	41	24	843	10.4
<b>TOTALS</b>	<b>113</b>	<b>2154</b>	<b>376</b>	<b>877</b>	<b>.429</b>	<b>157</b>	<b>196</b>	<b>.801</b>	<b>78</b>	<b>171</b>	<b>249</b>	<b>101</b>	<b>239-2</b>	<b>54</b>	<b>28</b>	<b>1010</b>	<b>8.9</b>

Three-Point Field Goals: 2005-06, 6-for-20 (.300); 2006-07, 95-for-258 (.368). Totals: 101-for-278 (.278).

**RICKEY GREEN [#13]**      **6'0"**      **172 LBS**      **08/18/54**      **MICHIGAN '77**

» Transactions: Signed as a free agent on 11/06/91...Waived on 03/23/92.

91-92	26	367	45	101	.446	13	18	.722	3	21	24	68	28-0	17	1	106	4.1
-------	----	-----	----	-----	------	----	----	------	---	----	----	----	------	----	---	-----	-----

Three-Point Field Goals: 1991-92, 1-for-4 (.250).

**SIHUGO GREEN [#28]**      **6'2"**      **185 LBS**      **08/20/34** D: **10/04/80**      **DUQUESNE '56**

65-66	10	92	12	31	.387	8	16	.500			11	9	16-0			32	3.2
-------	----	----	----	----	------	---	----	------	--	--	----	---	------	--	--	----	-----

**ORIENT GREENE [#0]**      **6'4"**      **208 LBS**      **02/04/82**      **LOUISIANA-LAFAYETTE '05**

» Transactions: Second round draft choice (#53 pick overall) in 2005...Waived on 06/30/06.

05-06	80	1235	100	253	.395	45	68	.662	37	108	145	129	181-1	77	10	254	3.2
-------	----	------	-----	-----	------	----	----	------	----	-----	-----	-----	-------	----	----	-----	-----

Three-Point Field Goals: 2005-06, 9-for-40 (.225).

**ADRIAN GRIFFIN [#44]**      **6'5"**      **215 LBS**      **07/04/74**      **SETON HALL '96**

» Transactions: Signed as a free agent on 08/01/99...Contract was not renewed after the 2000-01 season.

99-00	72	1927	175	413	.424	119	158	.753	128	244	372	177	222-3	116	15	485	6.7
00-01	44	377	33	97	.340	18	24	.750	27	60	87	27	45-0	18	5	93	2.1
<b>TOTALS</b>	<b>116</b>	<b>2304</b>	<b>208</b>	<b>510</b>	<b>.408</b>	<b>137</b>	<b>182</b>	<b>.753</b>	<b>155</b>	<b>304</b>	<b>459</b>	<b>204</b>	<b>267-3</b>	<b>134</b>	<b>20</b>	<b>578</b>	<b>5.0</b>

Three-Point Field Goals: 1999-00, 16-for-57 (.281); 2000-01, 9-for-26 (.346). Totals: 25-for-83 (.301).

**GENE GUARILIA [#20]**      **6'5"**      **220 LBS**      **09/13/37**      **GEORGE WASHINGTON '59**

» Transactions: Second round draft choice (16<sup>th</sup> pick overall) in 1959.

59-60	48	423	58	154	.377	29	41	.707			85	18	57-1			145	3.0
60-61	25	209	38	94	.404	3	10	.300			71	5	28-0			79	3.2
61-62	45	367	61	161	.379	41	64	.641			124	11	56-0			163	3.6
62-63	11	83	11	38	.289	4	11	.364			14	2	5-0			26	2.4
<b>TOTALS</b>	<b>129</b>	<b>1082</b>	<b>168</b>	<b>447</b>	<b>.376</b>	<b>77</b>	<b>126</b>	<b>.611</b>			<b>294</b>	<b>36</b>	<b>146-1</b>			<b>413</b>	<b>3.2</b>

### PLAYOFF RECORD

59-60	7	41	4	18	.222	6	6	1.000			19	3	4-0			14	2.0
61-62	5	26	2	8	.250	2	5	.400			4	1	6-0			6	1.2
<b>TOTALS</b>	<b>12</b>	<b>67</b>	<b>6</b>	<b>26</b>	<b>.231</b>	<b>8</b>	<b>11</b>	<b>.727</b>			<b>23</b>	<b>4</b>	<b>10-0</b>			<b>20</b>	<b>1.7</b>

**TOM GUGLIOTTA [#7]**      **6'10"**      **250 LBS**      **12/19/69**      **NORTH CAROLINA STATE '92**

» Transactions: Signed by Boston as a free agent on 08/16/04...Traded with Gary Payton, Michael Stewart and a first round draft choice to the Atlanta Hawks for Antoine Walker on 02/24/05.

04-05	20	218	11	37	.297	4	6	.667	15	28	43	12	23-0	9	4	26	1.3
-------	----	-----	----	----	------	---	---	------	----	----	----	----	------	---	---	----	-----

Three-Point Field Goals: None Attempted.

**CHARLES HALBERT [#11]**      **6'9"**      **225 LBS**      **02/27/19**      **WEST TEXAS '42**

48-49	33		99	338	.293	112	188	.596				61	97			310	9.4
-------	----	--	----	-----	------	-----	-----	------	--	--	--	----	----	--	--	-----	-----

Also played 27 games for Providence in 1948-49.



YEAR	G	MIN	FGM	FGA	PCT	FTM	FTA	PCT	OFF	DEF	TOT	AST	PF-DQ	ST	BL	PTS	AVG
------	---	-----	-----	-----	-----	-----	-----	-----	-----	-----	-----	-----	-------	----	----	-----	-----

**STEVE HAMER [#42] 7'0" 245 LBS 11/13/73 TENNESSEE '96**

>> Transactions: Second round draft choice (38<sup>th</sup> pick overall) in 1996... Rights were renounced on 07/07/97.

96-97	35	268	30	57	.526	16	29	.552	17	45	60	7	39-0	2	4	76	2.2
-------	----	-----	----	----	------	----	----	------	----	----	----	---	------	---	---	----	-----

Three-Point Field Goals: 1996-97, 0-for-2 (.000).

**THOMAS HAMILTON [#30] 7'2" 360 LBS 04/03/75 PITTSBURGH '97**

>> Transactions: Signed as a free agent on 11/24/95...Waived on 06/28/96.

95-96	11	70	9	31	.290	7	18	.389	10	12	22	1	12-0	0	9	25	2.3
-------	----	----	---	----	------	---	----	------	----	----	----	---	------	---	---	----	-----

Three-Point Field Goals: 1995-96, None Attempted.

**CECIL HANKINS [#5] 6'1" 175 LBS 01/06/22 OKLAHOMA STATE '46**

47-48	25		23	116	.198	24	35	.686				8	28			70	2.8
-------	----	--	----	-----	------	----	----	------	--	--	--	---	----	--	--	----	-----

**PHIL HANKINSON [#20] 6'8" 195 LBS 07/26/51 D: 11/19/96 PENN '73**

>> Transactions: Second round draft choice (35<sup>th</sup> pick overall) in 1973.

73-74	28	163	50	103	.485	10	13	.769	22	28	50	4	18-0	3	1	110	3.9
74-75	3	24	6	11	.545	0	0	.000	1	6	7	2	3-0	1	0	12	4.0
<b>TOTALS</b>	<b>31</b>	<b>187</b>	<b>56</b>	<b>114</b>	<b>.491</b>	<b>10</b>	<b>13</b>	<b>.769</b>	<b>23</b>	<b>34</b>	<b>57</b>	<b>6</b>	<b>21-0</b>	<b>4</b>	<b>1</b>	<b>122</b>	<b>3.9</b>

**PLAYOFF RECORD**

73-74	2	5	2	4	.500	2	2	1.000	0	1	1	0	0-0	0	1	6	3.0
74-75	2	3	1	3	.333	0	0	.000	2	0	2	0	0-0	0	1	2	1.0
<b>TOTALS</b>	<b>4</b>	<b>8</b>	<b>3</b>	<b>7</b>	<b>.429</b>	<b>2</b>	<b>2</b>	<b>1.000</b>	<b>2</b>	<b>1</b>	<b>3</b>	<b>0</b>	<b>0-0</b>	<b>0</b>	<b>2</b>	<b>8</b>	<b>2.0</b>

**REGGIE HANSON [#34] 6'8" 195 LBS 10/08/68 KENTUCKY '91**

>> Transactions: Signed to the first of two consecutive ten-day contracts on 03/25/98.

97-98	8	26	3	6	.500	0	0	.000	3	3	6	1	8-0	2	1	6	0.8
-------	---	----	---	---	------	---	---	------	---	---	---	---	-----	---	---	---	-----

Three-Point Field Goals: None Attempted.

**BOB HARRIS [#13, #18] 6'7" 195 LBS 03/16/27 D: 04/77 OKLAHOMA STATE '49**

50-51																	
51-52	66	1899	190	463	.410	134	209	.641			531	120	194-5			514	7.8
52-53	70	1971	192	459	.418	133	226	.588			485	95	238-6			517	7.4
53-54	71	1898	156	409	.381	108	172	.628			517	94	224-8			420	5.9
<b>TOTALS</b>	<b>207</b>		<b>538</b>	<b>1331</b>	<b>.404</b>	<b>375</b>	<b>607</b>	<b>.618</b>			<b>1533</b>	<b>309</b>	<b>656-19</b>			<b>1451</b>	<b>7.0</b>

**PLAYOFF RECORD**

50-51	2		1	10	.100	5	7	.714			4	2	4-0			7	3.5
51-52	3	87	9	21	.429	5	5	1.000			25	4	16-1			23	7.7
52-53	6	193	16	35	.457	18	24	.750			56	12	28-3			50	8.3
53-54	6	150	16	25	.640	16	23	.696			35	3	25-1			48	8.0
<b>TOTALS</b>	<b>17</b>		<b>42</b>	<b>91</b>	<b>.462</b>	<b>44</b>	<b>59</b>	<b>.746</b>			<b>120</b>	<b>21</b>	<b>73-5</b>			<b>128</b>	<b>7.5</b>

Also played for Fort Wayne in 1950-51. Games played for Boston were not recorded.

**TONY HARRIS [#43] 6'3" 190 LBS 05/13/67 NEW ORLEANS '90**

>> Transactions: Signed to the first of two consecutive ten-day contracts on 03/06/94...Waived on 03/23/94...Re-signed on 08/09/94...Waived on 12/28/94.

93-94	5	88	9	31	.290	23	25	.920	3	7	10	8	8-0	4	0	44	8.8
94-95	3	18	3	8	.375	8	9	.889	0	0	0	0	2-0	0	0	14	4.7
<b>TOTALS</b>	<b>8</b>	<b>106</b>	<b>12</b>	<b>39</b>	<b>.308</b>	<b>31</b>	<b>34</b>	<b>.912</b>	<b>3</b>	<b>7</b>	<b>10</b>	<b>8</b>	<b>10-0</b>	<b>4</b>	<b>0</b>	<b>56</b>	<b>7.0</b>

Three-Point Field Goals: 1993-94, 3-for-9 (.333); 1994-95, 0-for-1 (.000). Totals: 3-for-10 (.300).



YEAR	G	MIN	FGM	FGA	PCT	FTM	FTA	PCT	OFF	DEF	TOT	AST	PF-DQ	ST	BL	PTS	AVG
------	---	-----	-----	-----	-----	-----	-----	-----	-----	-----	-----	-----	-------	----	----	-----	-----

**JOHN HAVLICEK [#17] 6'5" 205 LBS 04/08/40 OHIO STATE '62**

>> Transactions: First round draft choice (7<sup>th</sup> pick overall) in 1962... Retired in 1978.

62-63	80	2200	483	1085	.445	174	239	.728			534	179	189-2			1140	14.3
63-64	80	2587	640	1535	.417	315	422	.746			428	238	227-1			1595	19.9
64-65	75	2169	570	1420	.401	235	316	.744			371	199	200-2			1375	18.3
65-66	71	2175	530	1328	.399	274	349	.785			423	210	158-1			1334	18.8
66-67	81	2602	684	1540	.444	365	441	.828			532	278	210-0			1733	21.4
67-68	82	2921	666	1551	.429	368	453	.812			546	384	237-2			1700	20.7
68-69	82	3174	692	1709	.405	387	496	.780			570	441	247-0			1771	21.6
69-70	81	3369	736	1585	.464	488	578	.844			635	550	211-1			1960	24.2
70-71	81	3678	892	1982	.450	554	677	.818			730	607	200-0			2338	28.9
71-72	82	3698	897	1957	.458	458	549	.834			672	614	183-1			2252	27.5
72-73	80	3367	766	1704	.450	370	431	.858			567	529	195-1			1902	23.8
73-74	76	3091	685	1502	.456	346	416	.832	138	349	487	447	196-1	95	32	1716	22.6
74-75	82	3132	642	1411	.455	289	332	.870	154	330	484	432	231-2	110	16	1573	19.2
75-76	76	2598	504	1121	.450	281	333	.844	116	198	314	278	204-1	97	29	1289	17.0
76-77	79	2913	580	1283	.452	235	288	.816	109	273	382	400	208-4	84	18	1395	17.7
77-78	82	2797	546	1217	.449	230	269	.855	93	239	332	328	185-2	90	22	1322	16.1
<b>TOTALS</b>	<b>1270</b>	<b>46471</b>	<b>10513</b>	<b>23930</b>	<b>.439</b>	<b>5369</b>	<b>6589</b>	<b>.815</b>	<b>610</b>	<b>1389</b>	<b>8007</b>	<b>6114</b>	<b>3281-21</b>	<b>476</b>	<b>117</b>	<b>26395</b>	<b>20.8</b>

**PLAYOFF RECORD**

62-63	11	254	56	125	.488	18	27	.667			53	17	28-1			130	11.8
63-64	10	289	61	159	.384	53	44	.795			45	32	26-0			157	15.7
64-65	12	405	88	250	.352	46	55	.836			88	29	44-1			22	18.5
65-66	17	719	153	374	.409	95	113	.841			154	70	69-2			401	23.6
66-67	9	330	95	212	.448	57	71	.803			73	28	30-0			247	27.4
67-68	19	862	184	407	.452	125	151	.828			164	142	67-1			493	25.9
68-69	18	850	170	382	.445	118	138	.855			179	100	58-2			458	25.4
71-72	11	517	108	235	.460	85	99	.859			92	70	35-1			301	27.4
72-73	12	479	112	235	.477	61	74	.824			62	65	24-0			285	23.8
73-74	18	811	199	411	.484	89	101	.881	28	88	116	108	43-0	24	6	487	27.1
74-75	11	464	83	192	.432	66	76	.868	18	39	57	51	38-1	16	1	232	21.1
75-76	15	505	80	180	.444	38	47	.809	18	38	56	51	22-0	12	5	198	13.2
76-77	9	375	62	167	.371	41	50	.820	15	34	49	62	33-0	8	4	165	18.3
<b>TOTALS</b>	<b>172</b>	<b>6860</b>	<b>1451</b>	<b>3329</b>	<b>.436</b>	<b>874</b>	<b>1046</b>	<b>.836</b>	<b>79</b>	<b>199</b>	<b>1186</b>	<b>825</b>	<b>517-9</b>	<b>60</b>	<b>16</b>	<b>3776</b>	<b>22.0</b>

**MICHAEL HAWKINS [#5] 6'0" 180 LBS 10/28/72 XAVIER (OH) '95**

>> Transactions: Signed to the first of two consecutive ten-day contracts on 02/08/97... Re-signed for the remainder of the season on 03/07/97... Rights renounced on 07/07/97.

96-97	29	326	29	68	.426	12	15	.800	9	22	31	64	40-0	16	1	80	2.8
-------	----	-----	----	----	------	----	----	------	---	----	----	----	------	----	---	----	-----

Three-Point Field Goals: 1996-97, 10-for-31 (.323).

**JOHN HAZEN [#3, #10] 6'2" 172 LBS 03/02/27 INDIANA STATE '48**

48-49	6		6	17	.353	6	7	.857			3	10				18	3.0
-------	---	--	---	----	------	---	---	------	--	--	---	----	--	--	--	----	-----

**TOM HEINSOHN [#15] 6'7" 218 LBS 08/26/34 HOLY CROSS '56**

>> Transactions: First round draft choice, selected as a territorial choice, in 1956... Retired in 1965.

56-57	72	2150	466	1123	.397	271	343	.790			705	117	304-12			1163	16.2
57-58	69	2206	468	1226	.382	294	394	.746			705	125	274-6			1230	17.8
58-59	66	2089	465	1192	.390	312	391	.798			638	164	271-11			1242	18.8
59-60	75	2420	673	1590	.423	283	386	.734			794	171	275-8			1629	21.7
60-61	74	2256	627	1660	.376	325	424	.766			732	141	260-7			1579	21.3
61-62	79	2383	692	1613	.429	358	437	.819			747	165	280-2			1742	22.1
62-63	76	2004	550	1300	.423	340	407	.835			569	95	270-4			1440	18.9
63-64	76	2040	487	1223	.398	283	342	.827			460	183	268-3			1257	16.5
64-65	67	1706	365	954	.383	182	229	.795			399	157	252-5			912	13.6
<b>TOTALS</b>	<b>654</b>	<b>19254</b>	<b>4773</b>	<b>11787</b>	<b>.405</b>	<b>2648</b>	<b>3353</b>	<b>.790</b>			<b>5749</b>	<b>1318</b>	<b>2454-58</b>			<b>12194</b>	<b>18.6</b>



YEAR	G	MIN	FGM	FGA	PCT	FTM	FTA	PCT	OFF	DEF	TOT	AST	PF-DQ	ST	BL	PTS	AVG
<b>PLAYOFF RECORD</b>																	
56-57	10	370	90	231	.390	49	69	.710			117	20	40-1			229	22.9
57-58	11	349	68	194	.351	56	72	.778			119	18	52-3			192	17.5
58-59	11	348	91	220	.414	37	56	.661			98	32	41-0			219	19.9
59-60	13	423	112	267	.419	60	80	.750			126	27	53-2			284	21.8
60-61	10	291	82	201	.408	33	43	.767			99	20	36-1			197	19.7
61-62	14	445	116	291	.399	58	76	.763			115	34	53-4			290	20.7
62-63	13	413	123	270	.456	75	98	.765			116	15	55-2			321	24.7
63-64	10	308	70	180	.412	34	42	.810			80	26	36-0			174	17.4
64-65	12	276	66	181	.365	20	32	.625			84	23	46-1			152	12.7
<b>TOTALS</b>	<b>104</b>	<b>3223</b>	<b>818</b>	<b>2035</b>	<b>.402</b>	<b>422</b>	<b>568</b>	<b>.743</b>			<b>954</b>	<b>215</b>	<b>417-14</b>			<b>2058</b>	<b>19.8</b>

**DIXON HEMRIC [#20] 6'6" 220 LBS 08/29/33 WAKE FOREST '55**  
 >> Transactions: Second round draft choice in 1955.

55-56	71	1329	161	400	.403	177	273	.648			399	60	142-2			499	7.0
56-57	67	1055	109	317	.344	146	210	.695			304	42	98-0			364	5.4
<b>TOTALS</b>	<b>138</b>	<b>2384</b>	<b>270</b>	<b>717</b>	<b>.377</b>	<b>323</b>	<b>483</b>	<b>.669</b>			<b>703</b>	<b>102</b>	<b>240-2</b>			<b>863</b>	<b>6.3</b>
<b>PLAYOFF RECORD</b>																	
55-56	3	54	5	24	.208	9	16	.563			22	1	7-0			19	6.3
56-57	2	19	1	7	.143	0	0	.000			9	1	1-0			2	1.0
<b>TOTALS</b>	<b>5</b>	<b>73</b>	<b>6</b>	<b>31</b>	<b>.194</b>	<b>9</b>	<b>16</b>	<b>.563</b>			<b>31</b>	<b>2</b>	<b>8-0</b>			<b>21</b>	<b>4.2</b>

**GERALD HENDERSON [#43] 6'2" 175 LBS 01/16/56 VIRGINIA COMMONWEALTH '78**  
 >> Transactions: Signed as a free agent on 06/25/79...Traded to the Seattle SuperSonics for a 1986 first round draft choice on 10/16/84.

79-80	76	1061	191	382	.500	89	129	.690	37	46	83	147	96-0	45	15	473	6.2
80-81	82	1608	261	579	.451	113	157	.720	43	89	132	213	177-0	79	12	636	7.8
81-82	82	1844	353	705	.501	125	172	.727	47	105	152	252	199-3	82	11	833	10.2
82-83	82	1551	286	618	.463	96	133	.722	57	67	124	195	190-6	95	3	671	8.2
83-84	78	2088	376	718	.524	136	177	.768	68	79	147	300	209-1	117	14	908	11.6
<b>TOTALS</b>	<b>400</b>	<b>8152</b>	<b>1467</b>	<b>3002</b>	<b>.489</b>	<b>559</b>	<b>768</b>	<b>.728</b>	<b>252</b>	<b>386</b>	<b>638</b>	<b>1107</b>	<b>871-10</b>	<b>418</b>	<b>55</b>	<b>3521</b>	<b>8.8</b>

Three-Point Field Goals: 1979-80 2-for-6 (.333); 1980-81, 1-for-16 (.063); 1981-82, 2-for-12 (.167); 1982-83, 3-for-16 (.188); 1983-84, 20-for-57 (.351). Totals 28-for-107 (.262)

<b>PLAYOFF RECORD</b>																	
79-80	9	101	15	37	.405	12	20	.600	4	6	10	12	8-0	4	0	42	4.7
80-81	16	228	41	86	.477	10	12	.833	10	15	25	26	24-0	10	3	92	5.8
81-82	12	310	38	93	.409	24	35	.686	12	13	25	48	30-0	14	2	100	8.3
82-83	7	187	35	85	.412	6	7	.857	8	6	14	31	25-1	11	1	76	10.9
83-84	23	616	115	237	.485	54	75	.720	23	29	52	97	78-0	34	1	287	12.5
<b>TOTALS</b>	<b>67</b>	<b>1442</b>	<b>244</b>	<b>538</b>	<b>.454</b>	<b>106</b>	<b>149</b>	<b>.711</b>	<b>57</b>	<b>69</b>	<b>126</b>	<b>214</b>	<b>165-1</b>	<b>73</b>	<b>7</b>	<b>597</b>	<b>8.9</b>

Three-Point Field Goals: 1979-80, 0-for-2 (.000); 1980-81 0-for-1 (.000); 1981-82, 0-for-2 (.000); 1982-83, 0-for-3 (.000); 1983-84, 3-for-11 (.273). Totals: 3-for-19 (.158)

**CONNER HENRY [#43] 6'7" 195 LBS 07/21/63 CAL-SANTA BARBARA '86**  
 >> Transactions: Signed to the first of two consecutive ten-day contracts on 01/01/87 (also played 18 games for Houston in 1986-87)...Re-signed for the remainder of the season on 01/22/87...Waived on 11/30/87.

86-87	36	231	38	103	.369	10	17	.588	7	20	27	27	27-0	6	1	98	2.7
87-88	10	81	11	28	.393	9	10	.900	2	8	10	12	11-0	1	1	34	3.4
<b>TOTALS</b>	<b>46</b>	<b>312</b>	<b>49</b>	<b>131</b>	<b>.374</b>	<b>19</b>	<b>27</b>	<b>.704</b>	<b>9</b>	<b>28</b>	<b>37</b>	<b>39</b>	<b>38-0</b>	<b>7</b>	<b>2</b>	<b>132</b>	<b>2.9</b>

Three-Point Field Goals: 1986-87, 12-for-31 (.387); 1987-88, 3-for-8 (.375); Totals: 15-for-39 (.385)

<b>PLAYOFF RECORD</b>																	
86-87	11	35	8	16	.500	5	10	.500	3	3	6	0	3-0	0	0	22	2.0

Three-Point Field Goals: 1-for-5 (.200).

**CLARENCE HERMSEN [#10] 6'9" 235 LBS 03/12/23 D: 03/02/94 MINNESOTA '48**

50-51																	
52-53	4		0	9	.000	1	2	.500			7	0	6-0			1	0.3
<b>PLAYOFF RECORD</b>																	
50-51	2		1	6	.167	0	0	.000			3	0	6-0			2	1.0

Also played for Tri-Cities in 1950-51 and played 6 games for Indianapolis in 1952-53. Games played for Boston were not recorded.



# TRADITION

## FORMER PLAYER STATISTICS

YEAR	G	MIN	FGM	FGA	PCT	FTM	FTA	PCT	OFF	DEF	TOT	AST	PF-DQ	ST	BL	PTS	AVG
------	---	-----	-----	-----	-----	-----	-----	-----	-----	-----	-----	-----	-------	----	----	-----	-----

### CHRIS HERREN [#12] 6'2" 190 LBS 09/27/75 FRESNO STATE '99

>> Transactions: Traded by the Denver Nuggets with Bryant Stith for Robert Pack and Calbert Cheaney on 10/16/00...Waived on 10/28/01.

00-01	25	408	29	96	.302	9	12	.750	4	17	21	56	43-0	14	0	83	3.3
-------	----	-----	----	----	------	---	----	------	---	----	----	----	------	----	---	----	-----

Three-Point Field Goals: 16-for-55 (.291).

### SIDNEY HERTZBERG [#4] 6'0" 176 LBS 07/29/22 D: 07/26/05 CCNY

49-50	68		275	865	.318	143	191	.749				200	153			693	10.2
50-51	65		206	651	.316	223	270	.826			260	244	156-4			635	9.8
<b>TOTALS</b>	<b>133</b>		<b>481</b>	<b>1516</b>	<b>.317</b>	<b>366</b>	<b>461</b>	<b>.794</b>			<b>260</b>	<b>444</b>	<b>309</b>			<b>1328</b>	<b>10.0</b>

#### PLAYOFF RECORD

50-51	2		3	13	.231	4	5	.800			2	3	8			10	5.0
-------	---	--	---	----	------	---	---	------	--	--	---	---	---	--	--	----	-----

### JACK HEWSON [#17] 6'6" 195 LBS 09/07/24 TEMPLE '48

47-48	24		22	89	.247	21	30	.700				1	39			65	2.7
-------	----	--	----	----	------	----	----	------	--	--	--	---	----	--	--	----	-----

### MEL HIRSCH 5'6" 165 LBS 07/31/21 D: 12/68 BROOKLYN '43

46-47	13		9	45	.200	1	2	.500				10	18			19	1.5
-------	----	--	---	----	------	---	---	------	--	--	--	----	----	--	--	----	-----

### CHARLIE HOEFER [#3] 5'9" 158 LBS 07/12/22 HOFSTRA

46-47	35		76	316	.241	59	93	.634				24	81			211	6.0
47-48	7		3	19	.158	4	8	.500				3	17			10	1.4
<b>TOTALS</b>	<b>42</b>		<b>79</b>	<b>335</b>	<b>.236</b>	<b>63</b>	<b>101</b>	<b>.624</b>				<b>27</b>	<b>98</b>			<b>221</b>	<b>5.3</b>

Also played 23 games for Toronto in 1946-47.

### BOB HOUBREGS 6'8" 225 LBS 03/12/32 WASHINGTON '53

54-55 2

Also played 62 games for Baltimore and Fort Wayne in 1954-55. Stats with Boston were not recorded.

### BAILEY HOWELL [#18] 6'7" 220 LBS 01/20/37 MISSISSIPPI STATE '59

>> Transactions: Traded by the Baltimore Bullets for Mel Counts on 09/01/66...Selected by the Buffalo Braves in the NBA expansion draft on 05/11/70.

66-67	81	2503	636	1242	.512	349	471	.741			677	103	296-4			1621	20.0
67-68	82	2801	643	1336	.481	335	461	.727			805	133	285-4			1621	19.8
68-69	78	2527	612	1257	.487	313	426	.735			685	137	285-3			1537	19.7
69-70	82	2078	399	931	.429	235	308	.763			550	120	261-4			1033	12.6
<b>TOTALS</b>	<b>323</b>	<b>9909</b>	<b>2290</b>	<b>4766</b>	<b>.480</b>	<b>1232</b>	<b>1666</b>	<b>.739</b>			<b>2717</b>	<b>493</b>	<b>1127-15</b>			<b>5812</b>	<b>18.0</b>

#### PLAYOFF RECORD

66-67	9	241	59	122	.484	20	30	.667			66	5	35-2			138	15.3
67-68	19	597	135	264	.511	74	107	.692			146	22	84-6			344	18.1
68-69	18	551	112	229	.489	46	64	.719			118	19	84-3			270	15.0
<b>TOTALS</b>	<b>46</b>	<b>1389</b>	<b>306</b>	<b>615</b>	<b>.498</b>	<b>140</b>	<b>201</b>	<b>.697</b>			<b>330</b>	<b>46</b>	<b>203-11</b>			<b>752</b>	<b>16.3</b>

### JAY HUMPHRIES [#5] 6'3" 185 LBS 10/17/63 COLORADO '84

>> Transactions: Traded by the Utah Jazz with a 1995 second-round draft choice for Blue Edwards on 02/03/95 (also played 12 games for Utah in 1994-95).

94-95	6	52	4	9	.444	2	4	.500	2	1	3	10	10-0	2	0	10	1.7
-------	---	----	---	---	------	---	---	------	---	---	---	----	------	---	---	----	-----

Three-Point Field Goals: 1994-95, 0-for-1 (.000).

### BRANDON HUNTER [#56] 6'7" 260 LBS 11/24/80 OHIO UNIVERSITY '03

>> Transactions: Second round draft choice (56th pick overall) in 2003...Selected by the Charlotte Bobcats in the NBA Expansion Draft on 06/22/04.

03-04	36	406	53	116	.457	19	43	.442	50	68	118	19	40-0	13	1	125	3.5
-------	----	-----	----	-----	------	----	----	------	----	----	-----	----	------	----	---	-----	-----

Three-Point Field Goals: 2003-04, 0-for-3 (.000).

### TRACY JACKSON [#11] 6'6" 205 LBS 04/21/59 NOTRE DAME '81

>> Transactions: Second round draft choice (25th pick overall) in 1981...Sold to the Chicago Bulls on 12/09/81.

81-82	11	66	10	26	.385	6	10	.600	7	5	12	5	5-0	3	0	26	2.4
-------	----	----	----	----	------	---	----	------	---	---	----	---	-----	---	---	----	-----

Three-Point Field Goals: None Attempted.



**YEAR G MIN FGM FGA PCT FTM FTA PCT OFF DEF TOT AST PF-DQ ST BL PTS AVG**

**MIKE JAMES [#13] 6'2" 188 LBS 06/23/75 DUQUESNE '98**

>> Transactions: Signed as free agent on 07/25/03...Traded to Detroit for Chucky Atkins, Lindsey Hunter, Detroit's 2004 first round draft choice and cash on 02/19/04.

03-04	55	1684	213	510	.418	76	95	.800	20	156	176	244	113-0	70	2	588	10.7
-------	----	------	-----	-----	------	----	----	------	----	-----	-----	-----	-------	----	---	-----	------

Three-Point Field Goals: 2003-04, 86-for-226 (.381).

**JOHN JANISCH [#17] 6'3" 200 LBS 03/15/20 D: 08/25/92 VALPARAISO '46**

47-48	3		1	7	.143	1	2	.500				0	3			3	1.0
-------	---	--	---	---	------	---	---	------	--	--	--	---	---	--	--	---	-----

Also played 7 games for Providence in 1947-48.

**AL JEFFERSON [#7, #8] 6'10" 265 LBS 01/04/85 PRENTISS HS (MS) '04**

>> Transactions: Traded to Minnesota along with Ryan Gomes, Gerald Green, Theo Ratliff, Sebastian Telfair and two future draft choices in exchange for Kevin Garnett on July 31, 2007...First round draft choice (5th overall) in 2004 NBA Draft.

04-05	71	1051	195	369	.528	85	135	.630	119	193	312	24	195-4	22	55	475	6.7
05-06	59	1062	189	379	.499	86	134	.642	97	202	299	30	166-1	30	46	464	7.9
06-07	69	2319	453	882	.514	201	295	.681	237	519	756	88	232-2	48	106	1107	16-0
<b>TOTALS</b>	<b>199</b>	<b>4432</b>	<b>837</b>	<b>1630</b>	<b>.513</b>	<b>372</b>	<b>564</b>	<b>.660</b>	<b>453</b>	<b>914</b>	<b>1367</b>	<b>142</b>	<b>593-7</b>	<b>100</b>	<b>207</b>	<b>2046</b>	<b>10.3</b>

Three-Point Field Goals: 2004-05, 0-for-5 (.000); 2005-06, 0-for-4 (.000); 2006-07, 0-for-1 (.000); Totals: 0-for-8 (.000).

**PLAYOFF RECORD**

04-05	7	136	17	41	.415	9	12	.750	17	28	45	2	16-0	4	8	43	6.1
-------	---	-----	----	----	------	---	----	------	----	----	----	---	------	---	---	----	-----

Three-Point Field Goals: None Attempted.

**DENNIS JOHNSON [#3] 6'4" 202 LBS 09/18/54 D: 02/22/07 PEPPERDINE '76**

>> Transactions: Traded by the Phoenix Suns with 1985 first and third-round draft choices for Rick Robey and two 1983 second-round draft choices on 06/27/83...Retired in 1990.

83-84	80	2665	384	878	.437	281	330	.852	87	193	280	338	251-6	93	57	1053	13.2
84-85	80	2976	493	1066	.462	261	306	.853	91	226	317	543	224-2	96	39	1254	15.7
85-86	78	2732	482	1060	.455	243	297	.818	69	199	268	456	206-3	110	35	1213	15.6
86-87	79	2933	423	953	.444	209	251	.833	45	216	261	594	201-0	87	38	1062	13.4
87-88	77	2670	352	803	.438	255	298	.856	62	178	240	598	204-0	93	21	971	12.6
88-89	72	2309	277	638	.434	160	195	.821	31	159	190	472	211-3	94	21	721	10.0
89-90	75	2036	206	475	.434	118	140	.843	48	153	201	485	179-2	81	14	531	7.1
<b>TOTALS</b>	<b>541</b>	<b>18321</b>	<b>2617</b>	<b>5873</b>	<b>.446</b>	<b>1527</b>	<b>1817</b>	<b>.840</b>	<b>433</b>	<b>1324</b>	<b>1757</b>	<b>3486</b>	<b>1476-16</b>	<b>654</b>	<b>233</b>	<b>6805</b>	<b>12.6</b>

Three-Point Field Goals: 1983-84, 4-for-32 (.125); 1984-85, 7-for-26 (.269); 1985-86, 6-for-42 (.143); 1986-87, 7-for-62 (.113); 1987-88, 12-for-46 (.261); 1988-89, 7-for-50 (.140); 1989-90, 1-for-24 (.042). Totals: 44 for 282 (.156).

**PLAYOFF RECORD**

83-84	22	808	129	319	.404	104	120	.867	30	49	79	97	75-1	25	7	365	16.6
84-85	21	848	142	319	.445	80	93	.860	24	60	84	154	66-0	31	9	364	17.3
85-86	18	715	109	245	.445	67	84	.798	23	53	76	107	58-2	39	5	291	16.2
86-87	23	964	168	361	.465	96	113	.850	24	67	91	205	71-0	16	8	435	18.9
87-88	17	702	91	210	.433	82	103	.796	15	62	77	139	51-0	24	8	270	15.9
88-89	3	59	4	15	.267	0	0	.000	2	2	4	9	8-0	3	0	8	2.7
89-90	5	162	30	62	.484	7	7	1.000	2	12	14	28	17-1	2	2	69	13.8
<b>TOTALS</b>	<b>109</b>	<b>4258</b>	<b>673</b>	<b>1531</b>	<b>.440</b>	<b>436</b>	<b>520</b>	<b>.838</b>	<b>120</b>	<b>305</b>	<b>425</b>	<b>739</b>	<b>346-4</b>	<b>140</b>	<b>39</b>	<b>1802</b>	<b>16.5</b>

Three-Point Field Goals: 1983-84, 3-for-7 (.429); 1984-85, 0-for-14 (.000); 1985-86, 6-for-16 (.357); 1986-87, 3-for-26 (.115); 1987-88, 6-for-16 (.375); 1988-89, None Attempted; 1989-90, 2-for-6 (.333). Totals: 20-for-85 (.235).

**JOE JOHNSON [#31] 6'8" 225 LBS 06/29/81 ARKANSAS '03**

>> Transactions: First round draft choice (10<sup>th</sup> pick overall) in 2001...Traded to the Phoenix Suns with Mitt Palacio, Randy Brown and a 2002 first-round draft choice for Tony Delk and Rodney Rogers on 02/20/02.

01-02	48	1003	130	296	.439	20	26	.769	40	99	139	74	59-0	33	9	304	6.3
-------	----	------	-----	-----	------	----	----	------	----	----	-----	----	------	----	---	-----	-----

Three-Point Field Goals: 2001-02, 24-for-88 (.273).

**RICH JOHNSON [#26] 6'9" 210 LBS 12/18/46 GRAMBLING '68**

>> Transactions: Fourth round draft choice (46th pick overall) in 1968.

68-69	31	163	29	76	.382	11	23	.478			52	7	40-0			69	2.2
69-70	65	898	167	361	.462	46	70	.657			208	32	155-3			380	5.8
70-71	1	13	4	5	.800	0	0	.000			5	0	3-0			8	8.0
<b>TOTALS</b>	<b>97</b>	<b>1074</b>	<b>200</b>	<b>442</b>	<b>.452</b>	<b>57</b>	<b>93</b>	<b>.613</b>			<b>265</b>	<b>39</b>	<b>198-3</b>			<b>457</b>	<b>4.7</b>

**PLAYOFF RECORD**

68-69	2	4	1	1	1.000	0	0	.000			2	0	0-0			2	1.0
-------	---	---	---	---	-------	---	---	------	--	--	---	---	-----	--	--	---	-----



YEAR	G	MIN	FGM	FGA	PCT	FTM	FTA	PCT	OFF	DEF	TOT	AST	PF-DQ	ST	BL	PTS	AVG
------	---	-----	-----	-----	-----	-----	-----	-----	-----	-----	-----	-----	-------	----	----	-----	-----

**DAMON JONES [#13] 6'3" 185 LBS 08/25/76 HOUSTON '98**

>> Transactions: Signed to the first of two consecutive contracts on 04/14/99... Re-signed for the remainder of the season on 05/04/99.

98-99	13	213	29	75	.387	3	4	.750	4	27	31	29	16-0	6	0	76	5.8
-------	----	-----	----	----	------	---	---	------	---	----	----	----	------	---	---	----	-----

Three-Point Field Goals: 1998-99, 15-for-33 (.455).

**DONTAE JONES [#13] 6'8" 220 LBS 06/02/75 MISSISSIPPI STATE '97**

>> Transactions: Traded by the New York Knicks with Scott Brooks, Walter McCarty and John Thomas for Chris Mills and two future second-round draft choices on 10/22/97... Waived on 01/24/99.

97-98	15	91	19	57	.333	0	0	.000	3	6	9	5	12/0	2	3	44	2.9
-------	----	----	----	----	------	---	---	------	---	---	---	---	------	---	---	----	-----

Three-Point Field Goals: 1997-98, 6-for-23 (.261).

**JOHNNY JONES [#27] 6'7" 210 LBS 03/12/43 LOS ANGELES STATE '67**

>> Transactions: Made the 1967-68 team after playing one year at Los Angeles State, under Bill Sharman... Selected by the Milwaukee Bucks in the NBA expansion draft on 05/06/68.

67-68	51	475	86	253	.340	42	68	.618			114	26	60-0			214	4.2
-------	----	-----	----	-----	------	----	----	------	--	--	-----	----	------	--	--	-----	-----

**PLAYOFF RECORD**

67-68	5	10	3	6	.500	0	0	.000			4	0	2-0			6	1.2
-------	---	----	---	---	------	---	---	------	--	--	---	---	-----	--	--	---	-----

**JUMAINE JONES [#20] 6'8" 218 LBS 02/10/79 GEORGIA '01**

>> Transactions: Traded from Cleveland for J.R. Bremer, Bruno Sundov and a conditional second round draft choice on 07/29/03... Traded to the Los Angeles Lakers with Chucky Atkins and Chris Mihm for Gary Payton, Rick Fox and a conditional first round draft choice on 08/15/04.

03-04	42	373	33	96	.344	14	23	.609	24	44	68	14	48-0	12	9	93	2.2
-------	----	-----	----	----	------	----	----	------	----	----	----	----	------	----	---	----	-----

Three-Point Field Goals: 2003-04, 13-for-44 (.295).

**PLAYOFF RECORD**

03-04	2	28	2	6	.333	0	0	.000	1	4	5	2	4-0	0	0	4	2.0
-------	---	----	---	---	------	---	---	------	---	---	---	---	-----	---	---	---	-----

Three-Point Field Goals: 2003-04, 0-for-2 (.000).

**K. C. JONES [#25, #27] 6'1" 200 LBS 05/25/32 SAN FRANCISCO '56**

>> Transactions: Second round draft choice in 1956... Retired in 1967.

58-59	49	609	65	192	.339	41	68	.603			127	70	58-0			171	3.5
59-60	74	1274	169	414	.408	128	170	.753			199	189	109-1			466	6.3
60-61	78	1605	203	601	.338	186	280	.664			279	253	190-3			592	7.6
61-62	79	2054	294	724	.406	147	232	.634			298	343	206-1			735	9.2
62-63	79	1945	230	591	.389	112	177	.633			263	317	221-3			572	7.2
63-64	80	2424	283	722	.392	88	168	.524			372	407	253-0			654	8.2
64-65	78	2434	253	639	.396	143	227	.630			318	437	263-5			649	8.3
65-66	80	2710	240	619	.388	209	303	.690			304	503	243-4			689	8.6
66-67	78	2446	182	459	.397	109	189	.630			239	389	273-7			483	6.2
<b>TOTALS</b>	<b>676</b>	<b>17472</b>	<b>1914</b>	<b>4944</b>	<b>.387</b>	<b>1171</b>	<b>1853</b>	<b>.632</b>			<b>2392</b>	<b>2904</b>	<b>1824-25</b>			<b>4999</b>	<b>7.4</b>

**PLAYOFF RECORD**

58-59	8	75	5	20	.250	5	5	1.000			12	10	8-0			15	1.9
59-60	13	232	27	80	.337	17	22	.773			45	14	28-0			71	5.5
60-61	9	103	9	30	.300	7	14	.500			19	15	17-0			25	2.8
61-62	14	329	44	102	.431	38	53	.717			56	55	50-1			126	9.0
62-63	13	255	19	64	.297	21	30	.700			36	37	42-1			59	4.5
63-64	10	312	25	72	.347	13	25	.520			37	68	40-0			63	6.3
64-65	12	396	43	104	.413	35	45	.778			39	74	49-1			121	10.1
65-66	17	543	45	109	.413	39	57	.684			52	75	65-0			129	7.6
66-67	9	254	24	75	.320	11	18	.611			24	48	36-1			59	6.6
<b>TOTALS</b>	<b>105</b>	<b>2494</b>	<b>241</b>	<b>656</b>	<b>.367</b>	<b>186</b>	<b>269</b>	<b>.691</b>			<b>320</b>	<b>396</b>	<b>335-4</b>			<b>668</b>	<b>6.4</b>

**RONALD "POPEYE" JONES [#4] 6'8" 250 LBS 06/17/70 MURRAY STATE '92**

>> Transactions: Traded by the Toronto Raptors with Kenny Anderson and Zan Tabak for Chauncey Billups, Dee Brown, John Thomas and Roy Rogers on 02/18/98... Traded with Ron Mercer and Dwayne Schintzius to the Denver Nuggets for Danny Fortson, Eric Williams, Eric Washington and a first-round draft choice on 08/03/99.

97-98	<i>INJURED</i>																
98-99	18	206	20	51	.392	14	17	.824	28	24	52	15	31-0	5	0	54	3.0
<b>TOTALS</b>	<b>18</b>	<b>206</b>	<b>20</b>	<b>51</b>	<b>.392</b>	<b>14</b>	<b>17</b>	<b>.824</b>	<b>28</b>	<b>24</b>	<b>52</b>	<b>15</b>	<b>31-0</b>	<b>5</b>	<b>0</b>	<b>54</b>	<b>3.0</b>

Three-Point Field Goals: 1997-98, None Attempted; 1998-99, 0-for-1 (.000). Total: 0-for-1 (.000).



YEAR	G	MIN	FGM	FGA	PCT	FTM	FTA	PCT	OFF	DEF	TOT	AST	PF-DQ	ST	BL	PTS	AVG
------	---	-----	-----	-----	-----	-----	-----	-----	-----	-----	-----	-----	-------	----	----	-----	-----

**SAM JONES [#24]****6'4"****205 LBS****06/24/33****NORTH CAROLINA CENTRAL '57**>> Transactions: First round draft choice (8<sup>th</sup> pick overall) in 1957... Retired in 1969.

57-58	56	594	100	233	.429	60	84	.714			160	37	42-0			260	4.6
58-59	71	1466	305	703	.434	151	196	.770			428	101	102-0			761	10.7
59-60	74	1512	355	782	.454	168	220	.764			375	125	101-1			878	11.9
60-61	78	2028	480	1069	.449	211	268	.787			421	217	148-1			1171	15.0
61-62	78	2388	596	1284	.464	243	297	.818			458	232	149-0			1435	18.4
62-63	76	2323	621	1305	.476	257	324	.793			396	241	162-1			1499	19.7
63-64	76	2381	612	1359	.450	249	318	.783			349	202	192-1			1473	19.4
64-65	80	2885	821	1818	.452	428	522	.820			411	223	176-0			2070	25.9
65-66	67	2155	626	1335	.469	325	407	.799			347	216	170-0			1577	23.5
66-67	72	2325	638	1406	.454	318	371	.857			338	217	191-1			1594	22.1
67-68	73	2408	621	1348	.461	311	376	.827			357	216	181-0			1553	21.3
68-69	70	1820	496	1103	.450	148	189	.783			265	182	121-0			1140	16.3
<b>TOTALS</b>	<b>871</b>	<b>24285</b>	<b>6271</b>	<b>13745</b>	<b>.456</b>	<b>2869</b>	<b>3572</b>	<b>.803</b>			<b>4305</b>	<b>2209</b>	<b>1735-5</b>			<b>15411</b>	<b>17.7</b>

**PLAYOFF RECORD**

57-58	8	75	10	22	.455	11	16	.688			24	4	7-0			31	3.9
58-59	11	192	40	108	.370	33	39	.846			63	17	14-0			113	10.3
59-60	13	197	45	117	.385	17	21	.809			41	18	15-0			107	8.2
60-61	10	258	50	112	.446	31	35	.886			54	22	22-0			131	13.1
61-62	14	504	123	277	.444	42	60	.700			99	44	30-0			288	20.6
62-63	13	450	120	248	.484	69	83	.831			81	32	42-1			309	23.8
63-64	10	356	91	180	.506	50	68	.735			47	23	24-0			232	23.2
64-65	12	495	135	294	.459	73	84	.869			55	30	39-1			343	28.6
65-66	17	602	154	343	.449	114	136	.838			86	53	65-1			422	24.8
66-67	9	326	95	207	.459	50	58	.862			46	28	30-1			240	26.7
67-68	19	685	162	367	.441	66	84	.786			64	50	58-0			390	20.5
68-69	18	514	124	296	.419	55	69	.797			58	37	45-1			303	16.8
<b>TOTALS</b>	<b>154</b>	<b>4654</b>	<b>1149</b>	<b>2571</b>	<b>.447</b>	<b>611</b>	<b>753</b>	<b>.811</b>			<b>718</b>	<b>358</b>	<b>391-5</b>			<b>2909</b>	<b>18.9</b>

**JEFF JUDKINS [#32]****6'6"****185 LBS****03/23/56****UTAH '78**>> Transactions: Second round draft choice (30<sup>th</sup> pick overall) in 1978... Selected by the Dallas Mavericks in the NBA expansion draft on 07/28/80.

78-79	81	1521	295	587	.503	119	146	.815	70	121	191	145	184-1	81	12	709	8.8
79-80	65	674	139	276	.504	62	76	.816	32	34	66	47	91-0	29	5	351	5.4
<b>TOTALS</b>	<b>146</b>	<b>2195</b>	<b>434</b>	<b>863</b>	<b>.503</b>	<b>181</b>	<b>222</b>	<b>.816</b>	<b>102</b>	<b>155</b>	<b>257</b>	<b>192</b>	<b>275-1</b>	<b>110</b>	<b>17</b>	<b>1060</b>	<b>7.3</b>

Three-Point Field Goals: 1979-80 11-for-27 (.407).

**PLAYOFF RECORD**

79-80	7	10	4	8	.500	0	0	.000	3	1	4	0	0-0	1	0	9	1.3
-------	---	----	---	---	------	---	---	------	---	---	---	---	-----	---	---	---	-----

Three-Point Field Goals: 1979-80, 1-for-3 (.333).

**GEORGE KAFTAN [#9]****6'3"****190 LBS****02/22/28****HOLY CROSS '48**

48-49	21		116	315	.368	72	115	.626				61	28			304	14.5
49-50	55		199	535	.372	136	208	.654				145	92			534	9.7
<b>TOTALS</b>	<b>76</b>		<b>315</b>	<b>850</b>	<b>.371</b>	<b>208</b>	<b>323</b>	<b>.644</b>				<b>206</b>	<b>120</b>			<b>838</b>	<b>11.0</b>

**TONY KAPPEN [#5]****5'10"****165 LBS****04/13/19 D: 12/18/93****NO COLLEGE**

46-47	18		25	91	.275	24	38	.632				6	24			74	4.1
-------	----	--	----	----	------	----	----	------	--	--	--	---	----	--	--	----	-----

Also played 41 games for Pittsburgh in 1946-47

**GERARD KELLY [#14, #24]****6'2"****180 LBS****06/14/18****MARSHALL**

46-47	43		91	313	.291	74	111	.667				21	128			256	6.0
-------	----	--	----	-----	------	----	-----	------	--	--	--	----	-----	--	--	-----	-----

**TOM KELLY [#6]****6'2"****172 LBS****03/05/24 D: 03/20/08****NY UNIVERSITY '48**

48-49	27		73	218	.335	45	73	.616				38	73			191	7.1
-------	----	--	----	-----	------	----	----	------	--	--	--	----	----	--	--	-----	-----

**TOBY KIMBALL [#26]****6'8"****220 LBS****09/07/42****CONNECTICUT '65**>> Transactions: Third round draft choice (22<sup>nd</sup> pick overall) in 1965... Selected by the San Diego Rockets in the NBA expansion draft on 05/01/67.

66-67	38	222	35	97	.361	27	40	.675			146	13	42-0			97	2.6
-------	----	-----	----	----	------	----	----	------	--	--	-----	----	------	--	--	----	-----

**PLAYOFF RECORD**

66-67	1	4	0	2	.000	0	0	.000			3	0	1-0			0	0.0
-------	---	---	---	---	------	---	---	------	--	--	---	---	-----	--	--	---	-----



# TRADITION

## FORMER PLAYER STATISTICS

YEAR	G	MIN	FGM	FGA	PCT	FTM	FTA	PCT	OFF	DEF	TOT	AST	PF-DQ	ST	BL	PTS	AVG
------	---	-----	-----	-----	-----	-----	-----	-----	-----	-----	-----	-----	-------	----	----	-----	-----

**MAURICE KING [#19]**      **6'3"**    **195 LBS**    **03/12/35**      **KANSAS '57**  
 59-60    1    19    5    8    .625    0    1    .000             4    2    3-0      10    10.0

**STACEY KING [#41]**      **6'11"**    **250 LBS**    **01/29/67**      **OKLAHOMA '89**  
 >> Transactions: Signed to a ten-day contract on 03/10/97...Not signed to a second ten-day contract and was released on 03/21/97 (also played 6 games for Dalls in 1996-97).  
 96-97    5    33    5    7    .714    2    3    .667    1    8    9    1    3-0    0    1    12    2.4  
 Three-Point Field Goals: 1996-97, None Attempted.

**BOB KINNEY [#22]**      **6'6"**    **220 LBS**    **09/16/20 D: 09/02/85**      **RICE '42**  
 48-49    21            75    224    .335    54    91    .593            26    89            204    9.7  
 49-50    60            233    621    .375    201    320    .628            100    251            667    11.1  
**TOTALS**    **81**            **308**    **845**    **.364**    **255**    **411**    **.620**            **126**    **340**            **871**    **10.8**  
 Also played 37 games for Fort Wayne in 1948-49.

**GREG KITE [#50]**      **6'11"**    **250 LBS**    **08/05/61**      **BRIGHAM YOUNG '83**  
 >> Transactions: First round draft choice (21<sup>st</sup> pick overall) in 1985...Waived on 02/01/88 (also played 40 games for LA Clippers in 1987-88).  
 83-84    35    197    30    66    .455    5    16    .313    27    35    62    7    42-0    1    5    65    1.9  
 84-85    55    424    33    88    .375    22    32    .688    38    51    89    17    84-3    3    10    88    1.6  
 85-86    64    464    34    91    .374    15    39    .385    35    93    128    17    81-1    3    28    83    1.3  
 86-87    74    745    47    110    .427    29    76    .382    61    108    169    27    148-2    17    46    123    1.7  
 87-88    13    86    9    23    .391    1    6    .167    10    14    24    2    16-0    3    8    19    1.5  
**TOTALS**    **241**    **1916**    **153**    **378**    **.405**    **72**    **169**    **.426**    **171**    **301**    **472**    **70**    **371-6**    **27**    **97**    **378**    **1.6**  
 Three-Point Field Goals: 1985-86, 0-for-1 (.000); 1986-87, 0-for-1 (.000). Totals: 0-for-2 (.000).

**PLAYOFF RECORD**  
 83-84    11    38    1    8    .125    5    6    .833    5    4    9    3    9-0    0    1    7    0.6  
 84-85    9    63    5    12    .417    1    2    .500    5    11    16    3    13-0    1    0    11    1.2  
 85-86    13    78    7    10    .700    4    7    .571    5    14    19    3    20-0    2    4    18    1.4  
 86-87    20    172    7    20    .350    3    7    .429    15    31    46    8    43-1    2    8    17    0.9  
**TOTALS**    **53**    **351**    **20**    **50**    **.400**    **13**    **22**    **.591**    **30**    **60**    **90**    **17**    **85-1**    **5**    **13**    **53**    **1.0**  
 Three-Point Field Goals: None Attempted.

**JOE KLEINE [#53]**      **7'0"**    **271 LBS**    **01/04/62**      **ARKANSAS '85**  
 >> Transactions: Traded by the Sacramento Kings with Ed Pinckney for Danny Ainge and Brad Lohaus on 02/23/89 (also played 47 games for Sacramento in 1988-89)...Contract was not renewed after the 1992-93 season and he became a free agent.  
 88-89    28    498    59    129    .457    53    64    .828    49    88    137    32    66-0    15    5    171    6.1  
 89-90    81    1365    176    367    .480    83    100    .830    117    238    355    46    170-0    15    27    435    5.4  
 90-91    72    850    102    218    .468    54    69    .783    71    173    244    21    108-0    15    14    258    3.6  
 91-92    70    991    144    293    .491    34    48    .708    94    202    296    32    99-0    23    14    326    4.7  
 92-93    78    1129    108    267    .404    41    58    .707    113    233    346    39    123-0    17    17    257    3.3  
**TOTALS**    **329**    **4833**    **589**    **1274**    **.461**    **265**    **339**    **.782**    **444**    **934**    **1378**    **170**    **566-0**    **85**    **77**    **1447**    **4.4**  
 Three-Point Field Goals: 1988-89, 0-for-1 (.000); 1989-90, 0-for-4 (.000); 1990-91, 0-for-2 (.000); 1991-92, 4-for-8 (.500); 1992-93, 0-for-6 (.000). Totals: 4-for-22 (.182).

**PLAYOFF RECORD**  
 88-89    3    65    6    11    .545    7    9    .778    4    13    17    2    9-0    0    1    19    6.3  
 89-90    5    79    13    17    .765    5    6    .833    3    11    14    2    12-0    2    3    31    6.2  
 90-91    5    31    4    9    .444    0    0    .000    5    6    11    1    7-0    0    0    8    1.6  
 91-92    9    82    9    22    .409    2    2    1.00    6    16    22    1    11-0    0    1    20    2.2  
 92-93    4    29    3    5    .600    0    0    .000    0    5    5    0    4-0    0    1    6    1.5  
**TOTALS**    **26**    **286**    **35**    **64**    **.547**    **14**    **17**    **.824**    **18**    **51**    **69**    **6**    **43-0**    **2**    **6**    **84**    **3.2**  
 Three-Point Field Goals: 1988-89, 0-for-1 (.000); 1989-90, 0-for-1 (.000); 1991-92, 0-for-1 (.000). Totals: 0-for-3 (.000).

**BILLY KNIGHT [#35]**      **6'6"**    **195 LBS**    **06/09/52**      **PITTSBURGH '74**  
 >> Transactions: Traded by the San Diego Clippers with Nate Archibald, Marvin Barnes and draft choices for Kevin Kunnert, Kermit Washington, Sidney Wicks and the rights to Freeman Williams on 08/04/78...Traded to the Indiana Pacers for Rick Robey on 01/16/79 (also played 39 games for Indiana in 1978-79).  
 78-79    40    1119    219    436    .502    118    146    .808    41    132    173    66    86-1    31    3    556    13.9



YEAR	G	MIN	FGM	FGA	PCT	FTM	FTA	PCT	OFF	DEF	TOT	AST	PF-DQ	ST	BL	PTS	AVG
------	---	-----	-----	-----	-----	-----	-----	-----	-----	-----	-----	-----	-------	----	----	-----	-----

**TRAVIS KNIGHT [#40] 7'0" 235 LBS 09/13/74 CONNECTICUT '96**

&gt;&gt; Transactions: Signed as a free agent on 07/07/97...Traded to the Los Angeles Lakers for Tony Battie on 01/21/99.

97-98	74	1503	193	438	.441	81	103	.786	146	219	365	104	253-3	54	82	482	6.5
-------	----	------	-----	-----	------	----	-----	------	-----	-----	-----	-----	-------	----	----	-----	-----

**BART KOFOED [#12] 6'4" 210 LBS 03/24/64 KEARNEY STATE '87**

&gt;&gt; Transactions: Signed as a free agent on 10/08/92...Waived on 11/26/92.

92-93	7	41	3	13	.231	11	14	.786	0	1	1	10	1-0	2	1	17	2.4
-------	---	----	---	----	------	----	----	------	---	---	---	----	-----	---	---	----	-----

 Three-Point Field Goals: 1992-93, 0-for-1 (.000).

**HAROLD KOTTMAN [#9] 6'8" 220 LBS 08/22/22 CULVER-STOCKTON '46**

46-47	53		59	188	.314	47	101	.465				17	58			165	3.1
-------	----	--	----	-----	------	----	-----	------	--	--	--	----	----	--	--	-----	-----

**WAYNE KREKLOW [#20] 6'4" 175 LBS 01/04/57 DRAKE '79**

 >> Transactions: Third round draft choice (53<sup>rd</sup> pick overall) in 1979...Waived on 10/10/79...Re-signed on 09/12/80...Waived on 01/21/81.

80-81	25	100	11	47	.234	7	10	.700	2	10	12	9	20-0	2	1	30	1.2
-------	----	-----	----	----	------	---	----	------	---	----	----	---	------	---	---	----	-----

 Three-Point Field Goals: 1980-81, 1-for-4 (.250).

**STEVE KUBERSKI [#11, #33] 6'8" 215 LBS 11/06/47 BRADLEY '69**

 >> Transactions: Fourth round draft choice (52<sup>nd</sup> pick overall) in 1969...Selected by the New Orleans Jazz in the NBA expansion draft on 05/20/74...Signed as a free agent on 12/11/75 (also played 10 games for Buffalo in 1975-76)...Waived on 12/08/77.

69-70	51	797	130	335	.388	64	92	.696			257	29	87-0			324	6.4
70-71	82	1867	313	745	.420	133	183	.727			538	78	198-1			759	9.3
71-72	71	1128	185	444	.417	80	102	.784			320	46	130-1			450	6.3
72-73	78	762	140	347	.403	65	84	.774			197	26	92-0			345	4.4
73-74	78	985	157	368	.427	86	111	.775	96	141	237	38	125-0	7	7	400	5.1
75-76	60	882	128	274	.467	68	76	.895	86	148	234	44	123-1	11	11	324	5.4
76-77	76	860	131	312	.420	63	83	.759	76	133	209	39	89-0	7	5	325	4.3
77-78	3	14	1	4	.250	0	0	.000	1	5	6	0	2-0	1	0	2	0.7
<b>TOTALS</b>	<b>499</b>	<b>7285</b>	<b>1185</b>	<b>2829</b>	<b>.419</b>	<b>559</b>	<b>731</b>	<b>.765</b>	<b>259</b>	<b>427</b>	<b>1998</b>	<b>300</b>	<b>846-3</b>	<b>26</b>	<b>23</b>	<b>2929</b>	<b>5.9</b>

**PLAYOFF RECORD**

71-72	11	218	48	87	.552	32	38	.842			63	3	23-0			128	11.6
72-73	12	95	19	46	.413	7	10	.700			14	3	15-0			45	3.8
73-74	9	69	5	25	.200	5	10	.500	8	12	20	2	9-0	1	1	15	1.7
75-76	18	232	38	81	.469	21	26	.808	16	35	51	16	38-0	0	3	97	5.4
<b>TOTALS</b>	<b>50</b>	<b>614</b>	<b>110</b>	<b>239</b>	<b>.460</b>	<b>65</b>	<b>84</b>	<b>.774</b>	<b>24</b>	<b>47</b>	<b>148</b>	<b>24</b>	<b>85-0</b>	<b>1</b>	<b>4</b>	<b>285</b>	<b>5.7</b>

**FRANK KUDELKA [#21] 6'2" 193 LBS 06/25/25 D: 05/04/93 ST. MARY'S (CA)**

50-51

**PLAYOFF RECORD**

50-51	1		2	4	.500	0	3	.000			5	2	3-0			4	4.0
-------	---	--	---	---	------	---	---	------	--	--	---	---	-----	--	--	---	-----

Also played for Washington in 1950-51. Games played for Boston were not recorded.

**RAEF LAFRENTZ [#45] 6'11" 245 LBS 05/29/76 KANSAS '98**

&gt;&gt; Transactions: Traded by the Dallas Mavericks along with Chris Hills, Jiri Welsch and a first round draft choice for Tony Delk and Antoine Walker on 10/20/03...Traded to the Portland Trail Blazers along with Dan Dickau and Boston's 2006 first round draft pick (#7 pick overall) for Sebastian Telfair, Theo Randle and a second round draft pick in 2008 on 06/28/06.

03-04	17	328	57	124	.460	10	13	.769	30	49	79	24	47-1	8	13	132	7.8
04-05	80	2196	341	688	.496	120	148	.811	154	399	553	98	262-2	42	99	884	11.1
05-06	82	2033	238	552	.431	51	75	.680	80	326	406	115	273-6	29	72	639	7.8
<b>TOTALS</b>	<b>179</b>	<b>4557</b>	<b>636</b>	<b>1364</b>	<b>.466</b>	<b>181</b>	<b>236</b>	<b>.767</b>	<b>264</b>	<b>774</b>	<b>1038</b>	<b>237</b>	<b>582-9</b>	<b>79</b>	<b>184</b>	<b>1655</b>	<b>9.2</b>

Three-Point Field Goals: 2003-04, 8-for-40 (.200); 2004-05, 82-for-225 (.364); 2005-06, 112-for-286 (.392). Totals: 202-for-551 (.367).

**PLAYOFF RECORD**

04-05	7	185	16	41	.390	8	10	.800	6	28	34	8	27-1	6	12	48	6.9
<b>TOTALS</b>	<b>7</b>	<b>185</b>	<b>16</b>	<b>41</b>	<b>.390</b>	<b>8</b>	<b>10</b>	<b>.800</b>	<b>6</b>	<b>28</b>	<b>34</b>	<b>8</b>	<b>27-1</b>	<b>6</b>	<b>12</b>	<b>48</b>	<b>6.9</b>

Three-Point Field Goals: 2004-05, 8-for-16 (.500).



**YEAR G MIN FGM FGA PCT FTM FTA PCT OFF DEF TOT AST PF-DQ ST BL PTS AVG**

**TONY LAVELLI [#4, #11] 6'3" 185 LBS 07/11/26 D: 01/10/98 YALE '49**

>> Transactions: First round draft choice in 1949.

49-50 56 162 436 .372 168 197 .853 40 107 492 8.8

**ED LEEDE [#5] 6'3" 185 LBS 07/17/27 DARTMOUTH '48**

49-50 64 174 507 .343 223 316 .706 130 167 571 8.9

50-51 57 119 370 .322 140 189 .741 118 95 144-3 378 6.6

**TOTALS 121 293 877 .335 363 505 .719 118 225 311 949 7.8**

**PLAYOFF RECORD**

50-51 2 1 7 .143 1 1 1.000 0 2 3 3 1.5

**REGGIE LEWIS [#35] 6'7" 195 LBS 11/21/65 D: 07/27/93 NORTHEASTERN '87**

>> Transactions: First round draft choice (22<sup>nd</sup> pick overall) in 1987.

87-88 49 405 90 193 .466 40 57 .702 28 35 63 26 54-0 16 15 220 4.5

88-89 81 2657 604 1242 .486 284 361 .787 116 261 377 218 258-5 124 72 1495 18.5

89-90 79 2522 540 1089 .496 256 317 .808 109 238 347 225 216-2 88 63 1340 17.0

90-91 79 2878 598 1219 .491 281 340 .826 119 291 410 201 234-1 98 85 1478 18.7

91-92 82 3070 703 1397 .503 292 343 .851 117 277 394 185 258-4 125 105 1703 20.8

92-93 80 3144 663 1410 .470 326 376 .867 88 259 347 298 248-1 118 77 1666 20.8

**TOTALS 450 14674 3198 6550 .488 1479 1794 .824 577 1361 1938 1153 1268-13 569 417 7902 17.6**

Three-Point Field Goals: 1987-88, 0-for-4 (.000); 1988-89, 3-for-22 (.136); 1989-90, 4-for-15 (.267); 1990-91, 1-for-13 (.077); 1991-92, 5-for-21 (.238); 1992-93, 14-for-60 (.233). Totals: 27-for-135 (.200).

**PLAYOFF RECORD**

87-88 12 70 13 34 .382 3 5 .600 9 7 16 4 13-0 3 2 29 2.4

88-89 3 125 26 55 .473 9 13 .692 5 16 21 11 11-0 5 0 6 20.3

89-90 5 200 37 62 .597 27 35 .771 9 16 25 22 14-0 7 2 101 20.2

90-91 11 462 95 195 .487 56 68 .824 18 50 68 32 33-1 12 6 246 22.4

91-92 10 408 115 218 .528 48 63 .762 11 32 43 39 38-2 24 8 280 28.0

92-93 1 13 7 11 .636 3 4 .750 2 0 2 1 1-0 0 1 17 17.0

**TOTALS 42 1278 293 575 .510 146 188 .777 54 121 175 109 110-3 51 19 734 17.5**

Three-Point Field Goals: 1987-88, 0-for-1 (.000); 1988-89, 0-for-2 (.000); 1989-90, 0-for-1 (.000); 1990-91, 0-for-4 (.000); 1991-92, 2-for-6 (.333); 1992-93, 0-for-1 (.000). Totals: 2-for-15 (.133).

**TODD LICHTI [#30] 6'4" 205 LBS 01/08/67 STANFORD '89**

>> Transactions: Signed the first of two consecutive ten-day contracts on 03/29/94...Not signed for the remainder of the season and was released on 04/17/94 (also played 5 games for Golden State and 4 games for Orlando in 1993-94).

93-94 4 48 6 14 .429 7 14 .500 2 6 8 6 4-0 5 1 19 4.8

Three-Point Field Goals: 1993-94, None Attempted.

**ALTON LISTER [#53] 7'0" 245 LBS 10/01/58 ARIZONA STATE '81**

>> Transactions: Traded by the Milwaukee Bucks with Todd Day for Sherman Douglas on 11/26/95 (also played 7 games for Milwaukee in 1995-96)...Rights were renounced on 07/07/97.

95-96 57 647 47 96 .490 39 62 .629 60 191 251 15 121-1 6 39 133 2.3

96-97 53 516 32 77 .416 23 31 .742 66 102 168 13 95-1 8 14 87 1.6

**TOTALS 110 1163 79 173 .453 62 93 .686 126 293 419 28 216-2 14 53 220 2.0**

Three-Point Field Goals: 1995-96, 1996-97, None Attempted.

**BRAD LOHAUS [#54] 7'0" 235 LBS 09/29/64 IOWA '87**

>> Transactions: Second round draft choice (45<sup>th</sup> pick overall) in 1987...Traded with Danny Ainge to the Sacramento Kings for Joe Kleine and Ed Pinckney on 02/23/89.

87-88 70 718 122 246 .496 50 62 .806 46 92 138 49 123-1 20 41 297 4.2

88-89 48 738 117 270 .433 35 46 .761 47 95 142 49 101-1 21 26 269 5.6

**TOTALS 118 1456 239 516 .463 85 108 .787 93 187 280 98 224-2 41 67 566 4.8**

Three-Point Field Goals: 1987-88, 3-for-13 (.231); 1988-89, 0-for-4 (.000). Totals: 3-for-17 (.176).

**PLAYOFF RECORD**

87-88 9 26 8 11 .727 0 0 .000 1 3 4 0 4-0 0 1 16 1.8

Three-Point Field Goals: 0-for-2 (.000).



YEAR	G	MIN	FGM	FGA	PCT	FTM	FTA	PCT	OFF	DEF	TOT	AST	PF-DQ	ST	BL	PTS	AVG
------	---	-----	-----	-----	-----	-----	-----	-----	-----	-----	-----	-----	-------	----	----	-----	-----

**GRANT LONG [#43]****6'9" 248 LBS 03/12/66****EASTERN MICHIGAN '88**

&gt;&gt; Transactions: Signed as a free agent on 01/16/03... Completed contract and was not re-signed.

02-03	41	488	27	70	.386	18	23	.783	24	59	83	25	62-0	9	1	72	1.8
-------	----	-----	----	----	------	----	----	------	----	----	----	----	------	---	---	----	-----

Three-Point Field Goals: 2002-03, 0-for-3 (.000).

**PLAYOFF RECORD**

02-03	8	34	1	4	.250	0	0	.000	3	2	5	1	1-0	0	0	2	0.3
-------	---	----	---	---	------	---	---	------	---	---	---	---	-----	---	---	---	-----

Three-Point Field Goals: 2002-03, None Attempted.

**JIM LOSCUTOFF [#18]****6'5" 230 LBS 02/04/30****OREGON '55**

&gt;&gt; Transactions: First round draft choice in 1955...Retired in 1964.

55-56	71	1582	226	628	.360	139	207	.671			622	65	213-4			591	8.3
56-57	70	2220	306	888	.345	132	187	.706			730	89	244-5			744	10.6
57-58	5	56	11	31	.355	1	3	.333			20	1	8-0			23	4.6
58-59	66	1680	242	686	.353	62	84	.738			420	60	285-15			546	8.3
59-60	28	536	66	205	.322	22	36	.611			108	12	108-6			154	5.5
60-61	76	1153	144	478	.301	49	76	.645			291	25	238-5			358	4.7
61-62	79	1146	188	519	.362	45	84	.536			329	51	185-3			421	5.3
62-63	63	607	94	251	.375	22	42	.524			157	25	126-1			210	3.3
63-64	53	451	56	182	.308	18	31	.581			131	25	90-1			130	2.5
<b>TOTALS</b>	<b>511</b>	<b>9431</b>	<b>1333</b>	<b>3868</b>	<b>.345</b>	<b>490</b>	<b>750</b>	<b>.653</b>			<b>2808</b>	<b>353</b>	<b>1497-40</b>			<b>3156</b>	<b>6.2</b>

**PLAYOFF RECORD**

55-56	3	89	11	31	.355	7	9	.788			26	4	8-0			29	9.7
56-57	10	259	31	109	.284	18	28	.643			83	5	46-2			80	8.0
58-59	11	260	39	113	.345	11	21	.524			73	13	49-1			89	8.1
60-61	10	116	15	54	.278	7	9	.778			35	3	34-0			37	3.7
61-62	14	212	31	86	.360	4	10	.400			59	6	59-5			66	4.7
62-63	9	56	7	25	.280	1	2	.500			21	1	20-0			15	1.7
63-64	1	5	2	2	1.000	0	0	.000			2	0	3-0			4	4.0
<b>TOTALS</b>	<b>58</b>	<b>997</b>	<b>136</b>	<b>420</b>	<b>.324</b>	<b>48</b>	<b>79</b>	<b>.608</b>			<b>299</b>	<b>32</b>	<b>219-8</b>			<b>320</b>	<b>5.5</b>

**CLYDE LOVELLETTE [#4, #34]****6'9" 235 LBS 09/07/29****KANSAS '52**

62-63	61	568	161	376	.428	73	98	.745			177	27	137-0			395	6.5
63-64	45	437	128	305	.420	45	57	.789			126	24	100-0			301	6.7
<b>TOTALS</b>	<b>106</b>	<b>1005</b>	<b>289</b>	<b>681</b>	<b>.424</b>	<b>118</b>	<b>155</b>	<b>.761</b>			<b>303</b>	<b>51</b>	<b>237-0</b>			<b>696</b>	<b>6.6</b>

**PLAYOFF RECORD**

62-63	6	40	7	26	.269	4	6	.667			5	1	13-0			18	3.0
63-64	5	40	8	34	.235	4	4	1.000			7	2	8-0			20	4.0
<b>TOTALS</b>	<b>11</b>	<b>80</b>	<b>15</b>	<b>60</b>	<b>.250</b>	<b>8</b>	<b>10</b>	<b>.800</b>			<b>12</b>	<b>3</b>	<b>21-0</b>			<b>38</b>	<b>3.5</b>

**AL LUCAS****6'3" 195 LBS 07/04/22 D: 04/26/95****FORDHAM**

48-49	2		1	3	.333	0	0	.000				2	0			2	1.0
-------	---	--	---	---	------	---	---	------	--	--	--	---	---	--	--	---	-----

**ED MACAULEY [#22]****6'8" 190 LBS 03/22/28****ST. LOUIS '49**

&gt;&gt; Transactions: Selected in the NBA dispersal draft on 04/25/50...Traded with the draft rights of Cliff Hagan to the St. Louis Hawks for the draft rights to Bill Russell on 04/29/56.

50-51	68		459	985	.466	466	614	.759			616	252	205-4			1384	20.4
51-52	66	2631	384	888	.432	496	621	.799			529	232	174-0			1264	19.2
52-53	69	2902	451	997	.452	500	667	.750			629	280	188-0			1402	20.3
53-54	71	2792	462	950	.486	420	554	.758			571	271	168-1			1344	18.9
54-55	71	2706	403	951	.424	442	558	.792			600	275	171-0			1248	17.6
55-56	71	2354	420	995	.422	400	504	.794			422	211	158-2			1240	17.5
<b>TOTALS</b>	<b>416</b>		<b>2579</b>	<b>5796</b>	<b>.447</b>	<b>2724</b>	<b>3518</b>	<b>.774</b>			<b>3367</b>	<b>1521</b>	<b>1064-7</b>			<b>7882</b>	<b>18.9</b>

**PLAYOFF RECORD**

50-51	2		17	36	.472	10	16	.625			18	8	4-0			44	22.0
51-52	3	129	27	49	.551	16	19	.842			33	11	11-1			70	23.3
52-53	6	278	31	71	.437	39	54	.722			58	21	23-2			101	16.8
53-54	5	127	8	22	.364	9	13	.692			21	21	14-0			25	5.0
54-55	7	283	43	93	.462	41	54	.759			52	32	21-0			127	18.1
55-56	3	73	12	30	.400	7	11	.636			15	5	6-0			31	10.3
<b>TOTALS</b>	<b>26</b>		<b>138</b>	<b>301</b>	<b>.458</b>	<b>122</b>	<b>167</b>	<b>.731</b>			<b>197</b>	<b>98</b>	<b>79-3</b>			<b>398</b>	<b>15.0</b>



YEAR	G	MIN	FGM	FGA	PCT	FTM	FTA	PCT	OFF	DEF	TOT	AST	PF-DQ	ST	BL	PTS	AVG
------	---	-----	-----	-----	-----	-----	-----	-----	-----	-----	-----	-----	-------	----	----	-----	-----

**JOHN MAHNKEN [#16] 6'8" 220 LBS 06/16/22 GEORGETOWN '45**

49-50	24		44	168	.262	23	36	.639				42	74			111	4.6
50-51																	
51-52	60	581	78	227	.344	26	43	.605			132	63	91-2			182	3.0
52-53	69	771	76	252	.302	39	56	.696			182	75	110-1			191	2.8

**TOTALS**

**PLAYOFF RECORD**

51-52	3	50	2	7	.286	3	6	.500			10	3	11-1			7	2.3
52-53	6	72	0	10	.000	5	5	1.000			19	6	16-0			5	0.8
<b>TOTALS</b>	<b>9</b>	<b>122</b>	<b>2</b>	<b>17</b>	<b>.118</b>	<b>8</b>	<b>11</b>	<b>.727</b>			<b>29</b>	<b>9</b>	<b>27-1</b>			<b>12</b>	<b>1.3</b>

Also played 2 games for Fort Wayne and 36 games for Tri-Cities in 1949-50. Also played for Indianapolis in 1950-51. Games played for Boston were not recorded.

**FRANCIS MAHONEY [#19] 6'4" 205 LBS 11/20/27 BROWN '50**

52-53	6	34	4	10	.400	4	5	.800			7	1	7-0			12	2.0
-------	---	----	---	----	------	---	---	------	--	--	---	---	-----	--	--	----	-----

**PLAYOFF RECORD**

52-53	4	45	3	14	.214	3	5	.600			7	2	14-0			9	2.3
-------	---	----	---	----	------	---	---	------	--	--	---	---	------	--	--	---	-----

**PETE MARAVICH [#44] 6'5" 200 LBS 06/22/48 D: 01/05/88 LOUISIANA STATE '70**

>> Transactions: Signed as a free agent on 01/22/80 (also played 17 games for Utah in 1979-80).

79-80	26	442	123	249	.494	50	55	.909	10	28	38	29	49-1	9	2	299	11.5
-------	----	-----	-----	-----	------	----	----	------	----	----	----	----	------	---	---	-----	------

Three-Point Field Goals: 1979-80, 3-for-4 (.750).

**PLAYOFF RECORD**

79-80	9	104	25	51	.490	2	3	.667	0	8	8	6	12-0	3	0	54	6.0
-------	---	-----	----	----	------	---	---	------	---	---	---	---	------	---	---	----	-----

Three-Point Field Goals, 1979-80, 2-for-6 (.333).

**SAUL MARIASCHIN [#4] 5'11" 165 LBS 09/01/24 HARVARD '47**

>> Transactions: Third round draft choice in 1947.

47-48	43		125	463	.270	83	117	.709				60	121			333	7.7
-------	----	--	-----	-----	------	----	-----	------	--	--	--	----	-----	--	--	-----	-----

**PLAYOFF RECORD**

47-48	2		10	42	.238	9	14	.643				1	12			29	9.7
-------	---	--	----	----	------	---	----	------	--	--	--	---	----	--	--	----	-----

**TONY MASSENBURG [#41] 6'9" 220 LBS 07/31/67 MARYLAND '90**

>> Transactions: Signed to the first of two consecutive ten-day contracts on 01/10/92...Contract expired on 01/29/92 and was not signed for the remainder of the season (also played 7 games for Golden State; 3 games for Charlotte and 1 game for San Antonio in 1991-92)...Signed as a free agent on 07/28/91...Traded with a future second-round draft choice to the Vancouver Grizzlies for Roy Rogers on 10/28/91.

91-92	7	46	4	9	.444	2	4	.500	2	7	9	0	7-0	0	1	10	1.4
-------	---	----	---	---	------	---	---	------	---	---	---	---	-----	---	---	----	-----

Three-Point Field Goals: 1991-92, None Attempted.

**CEDRIC MAXWELL [#30, #31] 6'8" 217 LBS 11/21/55 UNC CHARLOTTE '77**

>> Transactions: First round draft choice (12<sup>th</sup> pick overall) in 1977...Traded with a 1986 first round draft choice and cash to the Los Angeles Clippers for Bill Walton on 09/06/85.

77-78	72	1213	170	316	.538	188	250	.752	138	241	379	68	151-2	53	48	528	7.3
78-79	80	2969	472	808	.584	574	716	.802	272	519	791	228	266-4	98	74	1518	19.0
79-80	80	2744	457	750	.609	436	554	.787	284	420	704	199	266-6	76	61	1350	16.9
80-81	81	2730	441	750	.588	352	450	.782	222	303	525	219	256-5	79	68	1234	15.2
81-82	78	2590	397	724	.548	357	478	.747	218	281	499	183	263-6	79	49	1151	14.8
82-83	79	2252	331	663	.499	280	345	.812	185	237	422	186	202-3	65	39	942	11.9
83-84	80	2502	317	596	.532	320	425	.753	201	260	461	205	224-4	63	24	955	11.9
84-85	57	1495	201	377	.533	231	278	.831	98	144	242	102	140-2	36	15	633	11.1
<b>TOTALS</b>	<b>607</b>	<b>18495</b>	<b>2786</b>	<b>4984</b>	<b>.559</b>	<b>2738</b>	<b>3496</b>	<b>.783</b>	<b>1618</b>	<b>2405</b>	<b>4023</b>	<b>1390</b>	<b>1768-32</b>	<b>549</b>	<b>378</b>	<b>8311</b>	<b>13.7</b>

Three-Point Field Goals: 1980-81, 0-for-1 (.000); 1981-82, 0-for-3 (.000); 1982-83, 0-for-1 (.000); 1983-84, 1-for-6 (.167); 1984-85, 0-for-2 (.000). Totals: 1-for-13 (.077).



YEAR	G	MIN	FGM	FGA	PCT	FTM	FTA	PCT	OFF	DEF	TOT	AST	PF-DQ	ST	BL	PTS	AVG
<b>PLAYOFF RECORD</b>																	
79-80	9	320	59	93	.634	46	61	.754	31	59	90	19	25-0	5	10	164	18.2
80-81	17	598	101	174	.580	72	88	.818	61	64	125	46	53-0	12	16	274	16.1
81-82	12	385	62	120	.517	50	70	.714	37	50	87	26	40-0	18	11	174	14.5
82-83	7	246	29	55	.527	32	38	.842	23	28	51	23	18-0	4	4	90	12.9
83-84	23	752	84	167	.503	106	136	.779	52	67	119	55	77-1	22	7	274	11.9
84-85	20	238	21	43	.488	34	43	.791	17	30	47	7	29-0	9	2	76	3.8
<b>TOTALS</b>	<b>88</b>	<b>2539</b>	<b>356</b>	<b>652</b>	<b>.546</b>	<b>340</b>	<b>436</b>	<b>.780</b>	<b>221</b>	<b>298</b>	<b>519</b>	<b>176</b>	<b>242-1</b>	<b>70</b>	<b>50</b>	<b>1052</b>	<b>11.9</b>

Three-Point Field Goals: 1983-84, 0-for-1 (.000).

**BOB MCADOO [#11] 6'9" 210 LBS 09/25/51 NORTH CAROLINA '73**

>> Transactions: Traded by the New York Knicks for future draft choices and a player to be named later on 02/12/79 (New York acquired Tom Barker to complete the deal)...Also played 40 games for New York in 1978-79...Awarded to the Detroit Pistons for future draft choices as compensation for signing veteran free agent M.L. Carr on 09/06/79.

78-79	20	637	167	334	.500	77	115	.670	36	105	141	40	55-1	12	20	411	20.6
-------	----	-----	-----	-----	------	----	-----	------	----	-----	-----	----	------	----	----	-----	------

**JOHN MCCARTHY [#21] 6'1" 185 LBS 04/25/34 CANISIUS '56**

63-64	28	206	16	48	.333	5	13	.385			35	24	42-0			37	1.3
-------	----	-----	----	----	------	---	----	------	--	--	----	----	------	--	--	----	-----

**PLAYOFF RECORD**

63-64	1	8	1	1	1.000	0	0	.000			1	1	0-0			2	2.0
-------	---	---	---	---	-------	---	---	------	--	--	---	---	-----	--	--	---	-----

**WALTER MCCARTY [#0] 6'10" 230 LBS 02/01/74 KENTUCKY '96**

>> Transactions: Traded by the New York Knicks with Scott Brooks, Dontae' Jones and John Thomas for Chris Mills and two second round draft choices on 10/22/97...Traded to the Phoenix Suns for a second round draft choice on 02/08/05.

97-98	82	2340	295	730	.404	144	194	.742	141	223	364	177	274-6	110	44	788	9.6
98-99	32	659	64	177	.362	40	57	.702	36	79	115	40	88-0	24	13	181	5.7
99-00	61	879	78	230	.339	39	54	.722	33	77	110	70	83-1	24	23	229	3.8
00-01	60	478	45	126	.357	22	28	.786	24	57	81	39	82-0	14	7	131	2.2
01-02	56	718	80	180	.444	13	19	.684	32	96	128	41	83-0	18	7	212	3.8
02-03	82	1949	173	418	.414	61	98	.622	64	224	288	106	188-1	78	28	498	6.1
03-04	77	1900	203	523	.388	62	82	.756	28	211	239	124	179-1	72	22	605	7.9
04-05	44	553	62	150	.413	8	15	.533	21	56	77	26	85-0	15	9	162	3.7
<b>TOTALS</b>	<b>494</b>	<b>9476</b>	<b>1000</b>	<b>2534</b>	<b>.395</b>	<b>389</b>	<b>547</b>	<b>.711</b>	<b>379</b>	<b>1023</b>	<b>1402</b>	<b>623</b>	<b>1062-9</b>	<b>355</b>	<b>153</b>	<b>2806</b>	<b>5.7</b>

Three-Point Field Goals: 1997-98, 54-for-175 (.309); 1998-99, 13-for-50 (.260); 1999-00, 34-for-110 (.309); 2000-01, 19-for-56 (.339); 2001-02, 39-for-99 (.394); 2002-03, 91-for-248 (.367); 2003-04, 137-for-366 (.374); 2004-05, 30-for-90 (.333). Totals: 417-for-1194 (.349).

**PLAYOFF RECORD**

01-02	14	194	17	38	.447	7	9	.778	8	26	34	4	19-0	4	4	44	3.1
02-03	10	352	36	75	.480	6	7	.857	10	33	43	22	35-0	8	11	99	9.9
03-04	4	127	11	23	.478	0	0		3	18	21	8	7-0	2	4	28	7.0
<b>TOTALS</b>	<b>28</b>	<b>673</b>	<b>64</b>	<b>136</b>	<b>.471</b>	<b>13</b>	<b>16</b>	<b>.813</b>	<b>21</b>	<b>77</b>	<b>98</b>	<b>34</b>	<b>61-0</b>	<b>14</b>	<b>19</b>	<b>171</b>	<b>6.1</b>

Three-Point Field Goals: 2001-02, 3-for-18 (.167); 2002-03, 21-for-52 (.404); 2003-04, 6-for-15 (.400). Totals: 30-for-85 (.353).

**XAVIER MCDANIEL [#31, #34] 6'7" 232 LBS 06/04/63 WICHITA STATE '85**

>> Transactions: Signed as a free agent on 09/10/92...Contract expired and elected to play overseas on 09/06/95.

92-93	82	2215	457	924	.495	191	241	.793	168	321	489	163	249-4	72	51	1111	13.5
93-94	82	1971	387	839	.461	144	213	.676	142	258	400	126	193-0	48	39	928	11.3
94-95	68	1430	246	546	.451	89	125	.712	94	206	300	108	146-0	30	20	587	8.6
<b>TOTALS</b>	<b>232</b>	<b>5616</b>	<b>1090</b>	<b>2309</b>	<b>.472</b>	<b>424</b>	<b>579</b>	<b>.732</b>	<b>404</b>	<b>785</b>	<b>1189</b>	<b>397</b>	<b>588-4</b>	<b>150</b>	<b>110</b>	<b>2626</b>	<b>11.3</b>

Three-Point Field Goals: 1992-93, 6-for-22 (.273); 1993-94, 10-for-41 (.244); 1994-95, 6-for-21 (.286). Totals: 22-for-84 (.262).

**PLAYOFF RECORD**

92-93	4	126	22	53	.415	6	9	.667	6	12	18	9	16-0	1	4	50	12.5
94-95	4	59	5	17	.294	3	4	.750	2	4	6	5	5-0	0	0	13	3.3
<b>TOTALS</b>	<b>8</b>	<b>185</b>	<b>27</b>	<b>70</b>	<b>.386</b>	<b>9</b>	<b>13</b>	<b>.692</b>	<b>8</b>	<b>16</b>	<b>24</b>	<b>14</b>	<b>21-0</b>	<b>1</b>	<b>4</b>	<b>63</b>	<b>7.9</b>

Three-Point Field Goals: 1992-93, 0-for-2 (.000); 1994-95, 0-for-1 (.000). Totals: 0-for-3 (.000).



**YEAR G MIN FGM FGA PCT FTM FTA PCT OFF DEF TOT AST PF-DQ ST BL PTS AVG**

**GLENN MCDONALD [#30] 6'6" 198 LBS 03/18/52 LONG BEACH STATE '74**

>> Transactions: First round draft choice (17<sup>th</sup> pick overall) in 1974...Waived on 10/21/76.

74-75	62	395	70	182	.385	28	37	.757	20	48	68	24	58-0	8	5	168	2.7
75-76	75	1019	191	456	.419	40	56	.714	56	79	135	68	123-0	39	20	422	5.6
<b>TOTALS</b>	<b>137</b>	<b>1414</b>	<b>261</b>	<b>638</b>	<b>.409</b>	<b>68</b>	<b>93</b>	<b>.731</b>	<b>76</b>	<b>127</b>	<b>203</b>	<b>92</b>	<b>181-0</b>	<b>47</b>	<b>25</b>	<b>590</b>	<b>4.3</b>

**PLAYOFF RECORD**

74-75	6	30	2	12	.167	1	3	.333	1	5	6	2	4-0	1	0	5	0.8
75-76	13	68	8	26	.308	5	6	.833	1	7	8	4	12-0	1	0	21	1.6
<b>TOTALS</b>	<b>19</b>	<b>98</b>	<b>10</b>	<b>38</b>	<b>.263</b>	<b>6</b>	<b>9</b>	<b>.667</b>	<b>2</b>	<b>12</b>	<b>14</b>	<b>6</b>	<b>16-0</b>	<b>2</b>	<b>0</b>	<b>26</b>	<b>1.4</b>

**KEVIN MCHALE [#32] 6'10" 225 LBS 12/19/57 MINNESOTA '80**

>> Transactions: First round draft choice (5<sup>th</sup> pick overall) in 1980...Retired in 1998.

80-81	82	1645	355	666	.533	108	159	.679	155	204	359	55	260-3	27	151	818	10.0
81-82	82	2332	465	875	.531	187	248	.754	191	365	556	91	264-1	30	185	1117	13.6
82-83	82	2345	483	893	.541	193	269	.717	215	338	553	104	241-3	34	192	1159	14.1
83-84	82	2577	587	1055	.556	336	439	.765	208	402	610	104	243-5	23	126	1511	18.4
84-85	79	2653	605	1062	.570	355	467	.760	229	483	712	141	234-3	28	120	1565	19.8
85-86	68	2397	561	978	.574	326	420	.776	171	380	551	181	192-2	29	134	1448	21.3
86-87	77	3060	790	1307	.604	428	512	.836	247	516	763	198	240-1	38	172	2008	26.1
87-88	64	2390	550	911	.604	346	434	.797	159	377	536	171	179-1	27	92	1446	22.6
88-89	78	2876	661	1211	.546	436	533	.818	223	414	637	172	223-2	26	97	1758	22.5
89-90	82	2722	648	1181	.549	393	440	.893	201	476	677	172	250-3	30	157	1712	20.9
90-91	68	2067	504	912	.553	228	275	.829	145	335	480	126	194-2	25	146	1251	18.4
91-92	56	1398	323	634	.509	134	163	.822	119	211	330	82	112-1	11	59	780	13.9
92-93	71	1656	298	649	.459	164	195	.841	95	263	358	73	126-0	16	59	762	10.7
<b>TOTALS</b>	<b>971</b>	<b>30118</b>	<b>6830</b>	<b>12334</b>	<b>.554</b>	<b>3634</b>	<b>4554</b>	<b>.798</b>	<b>2358</b>	<b>4764</b>	<b>7122</b>	<b>1670</b>	<b>2758-27</b>	<b>344</b>	<b>1690</b>	<b>17335</b>	<b>17.9</b>

Three-Point Field Goals: 1980-81, 0-for-2 (.000); 1982-83, 0-for-1 (.000); 1983-84, 1-for-3 (.333); 1984-85, 0-for-6 (.000); 1986-87, 0-for-4 (.000); 1988-89, 0-for-4 (.000); 1989-90, 23-for-69 (.333); 1990-91, 15-for-37 (.405); 1991-92, 0-for-13 (.000). 1992-93, 2-for-18 (.111). Totals: 41-for-157 (.261).

**PLAYOFF RECORD**

80-81	17	296	61	113	.540	23	36	.639	29	30	59	14	51-1	4	25	145	8.5
81-82	12	344	77	134	.575	40	53	.755	41	44	85	11	44-0	5	27	194	16.2
82-83	7	177	34	62	.548	10	18	.556	15	27	42	5	16-0	3	7	78	11.1
83-84	23	702	123	244	.504	94	121	.777	62	81	143	27	75-1	3	35	340	14.8
84-85	21	837	172	303	.568	121	150	.807	74	134	208	32	73-3	13	46	465	22.1
85-86	18	715	168	290	.579	112	141	.794	51	104	155	48	64-0	8	43	448	24.9
86-87	21	827	174	298	.584	96	126	.762	66	128	194	39	71-2	7	30	444	21.1
87-88	17	716	158	262	.603	115	137	.839	55	81	136	40	65-1	7	30	432	25.4
88-89	3	115	20	41	.448	17	23	.739	7	17	24	9	13-0	1	2	57	19.0
89-90	5	192	42	69	.609	25	29	.862	8	31	39	13	17-0	2	10	110	22.0
90-91	11	376	78	148	.527	66	80	.825	18	54	72	20	42-0	5	14	228	20.7
91-92	10	306	65	126	.516	35	44	.795	21	46	67	13	34-0	5	5	165	16.5
92-93	4	113	32	55	.582	12	14	.857	9	20	29	3	6-0	2	7	76	19.0
<b>TOTALS</b>	<b>169</b>	<b>5716</b>	<b>1204</b>	<b>2145</b>	<b>.561</b>	<b>766</b>	<b>972</b>	<b>.788</b>	<b>456</b>	<b>797</b>	<b>1253</b>	<b>274</b>	<b>571-8</b>	<b>65</b>	<b>281</b>	<b>3182</b>	<b>18.8</b>

Three-Point Field Goals: 1982-83, 0-for-1 (.000); 1983-84, 0-for-3 (.000); 1985-86, 0-for-1 (.000); 1987-88, 1-for-1 (1.000); 1989-90, 1-for-3 (.333); 1990-91, 6-for-11 (.545); 1991-92, 0-for-1 (.000). Totals: 8-for-21 (.381).

**HORACE MCKINNEY [#17] 6'6" 187 LBS 01/01/19 D: 05/16/97 NORTH CAROLINA '46**

50-51																	
51-52	63	1083	136	418	.325	65	80	.813			175	111	148-4			337	5.3

**PLAYOFF RECORD**

50-51	2		11	25	.440	4	5	.800			10	8	9-0			26	13.0
51-52	3	20	2	9	.222	0	0	.000			6	2	9-0			4	1.3
<b>TOTALS</b>	<b>5</b>		<b>13</b>	<b>34</b>	<b>.382</b>	<b>4</b>	<b>5</b>	<b>.800</b>			<b>16</b>	<b>10</b>	<b>18-0</b>			<b>30</b>	<b>6.0</b>

Also played for Washington in 1950-51.



**YEAR G MIN FGM FGA PCT FTM FTA PCT OFF DEF TOT AST PF-DQ ST BL PTS AVG**

**ROSHOWN MCLEOD [#5] 6'8" 221 LBS 11/17/75 DUKE '98**

>> Transactions: Traded by the Philadelphia 76ers with a conditional first-round draft choice for Jerome Moiso on 08/03/01...Contract expired and was not renewed.

01-02 ----- **INJURED** -----

**DICK MEHEN [#13] 6'6" 195 LBS 05/20/22 D: 12/14/86 TENNESSEE '47**

50-51

Also played for Baltimore and Fort Wayne in 1950-51. Games played with Boston were not recorded.

**RON MERCER [#5] 6'7" 210 LBS 05/18/76 KENTUCKY '99**

>> Transactions: First round draft choice (6<sup>th</sup> pick overall) in 1997...Traded with Popeye Jones and Dwayne Schintzius to the Denver Nuggets for Danny Fortson, Eric Williams, Eric Washington and a first-round draft choice on 08/03/99.

97-98	80	2662	515	1145	.450	188	224	.839	109	171	280	176	213-2	125	17	1221	15.3
98-99	41	1551	305	707	.431	83	105	.790	37	118	155	104	81-1	67	12	698	17.0
<b>TOTALS</b>	<b>121</b>	<b>4213</b>	<b>820</b>	<b>1852</b>	<b>.443</b>	<b>271</b>	<b>329</b>	<b>.824</b>	<b>146</b>	<b>289</b>	<b>435</b>	<b>280</b>	<b>294-3</b>	<b>192</b>	<b>29</b>	<b>1919</b>	<b>15.9</b>

Three-Point Field Goals: 1997-98, 3-for-28 (.107); 1998-99, 5-for-30 (.167). Total: 8-for-58 (.138).

**CHRIS MIHM [#4] 7'0" 265 LBS 07/16/79 TEXAS '00**

>> Transactions: Acquired from Cleveland with Ricky Davis, Michael Stewart and a second round draft choice for Tony Battie, Eric Williams and Kedrick Brown on 12/15/03...Traded to the Los Angeles Lakers with Chucky Atkins and Jamaire Jones for Gary Payton, Rick Fox and a conditional first round draft choice on 08/13/04.

03-04	54	939	127	254	.500	76	118	.644	109	164	273	11	150-2	28	41	330	6.1
-------	----	-----	-----	-----	------	----	-----	------	-----	-----	-----	----	-------	----	----	-----	-----

Three-Point Field Goals: None Attempted.

**PLAYOFF RECORD**

03-04	4	65	7	22	.318	6	10	.600	8	10	18	0	12-1	4	4	20	5.0
-------	---	----	---	----	------	---	----	------	---	----	----	---	------	---	---	----	-----

Three-Point Field Goals: None Attempted.

**ED MIKAN [#16] 6'8" 230 LBS 10/20/25 D: 10/22/99 DEPAUL '48**

53-54	9	71	8	24	.333	5	9	.556			20	3	15-0			21	2.3
-------	---	----	---	----	------	---	---	------	--	--	----	---	------	--	--	----	-----

**DIRK MINNIEFIELD [#11] 6'3" 180 LBS 01/17/61 KENTUCKY '83**

>> Transactions: Signed as a free agent on 12/17/87 (also played 11 games for Golden State in 1987-88)...Contract expired on 10/05/88.

87-88	61	868	83	173	.480	27	32	.844	22	53	75	190	107-0	44	3	196	3.2
-------	----	-----	----	-----	------	----	----	------	----	----	----	-----	-------	----	---	-----	-----

Three-Point Field Goals: 1987-88, 4-for-16 (.250)

**PLAYOFF RECORD**

87-88	11	50	6	14	.429	2	2	1.000	1	1	2	11	13-0	2	0	16	1.5
-------	----	----	---	----	------	---	---	-------	---	---	---	----	------	---	---	----	-----

**GREG MINOR [#9] 6'6" 230 LBS 09/08/71 LOUISVILLE '94**

>> Transactions: Signed as a free agent on 10/19/94.

94-95	63	945	155	301	.515	65	78	.833	49	88	137	66	89-0	32	16	377	6.0
95-96	78	1761	320	640	.500	99	130	.762	93	164	257	146	161-0	36	11	746	9.6
96-97	23	547	94	196	.480	31	36	.861	30	50	80	34	45-0	15	2	220	9.6
97-98	69	1126	140	321	.436	59	86	.686	55	95	150	88	100-0	53	11	345	5.0
98-99	44	765	85	204	.417	36	48	.750	31	86	117	50	69-1	20	6	214	4.9
99-00	----- <b>INJURED</b> -----																
<b>TOTALS</b>	<b>277</b>	<b>5144</b>	<b>794</b>	<b>1662</b>	<b>.478</b>	<b>290</b>	<b>378</b>	<b>.767</b>	<b>258</b>	<b>483</b>	<b>741</b>	<b>384</b>	<b>464-1</b>	<b>156</b>	<b>46</b>	<b>1902</b>	<b>6.9</b>

Three-Point Field Goals: 1994-95, 2-for-12 (.167); 1995-96, 7-for-27 (.259); 1996-97, 1-for-8 (.125); 1997-98, 6-for-31 (.194); 1998-99, 8-for-28 (.286); 1999-00, None Attempted. Total: 24-for-106 (.226).

**PLAYOFF RECORD**

94-95	4	37	5	13	.385	1	1	1.000	1	0	1	2	3-0	1	1	11	2.8
-------	---	----	---	----	------	---	---	-------	---	---	---	---	-----	---	---	----	-----

Three-Point Field Goals: 1994-95, None Attempted.



YEAR	G	MIN	FGM	FGA	PCT	FTM	FTA	PCT	OFF	DEF	TOT	AST	PF-DQ	ST	BL	PTS	AVG
------	---	-----	-----	-----	-----	-----	-----	-----	-----	-----	-----	-----	-------	----	----	-----	-----

**MARK MINOR [#27] 6'5" 210 LBS 05/14/50 OHIO STATE '72**

>> Transactions: Eleventh round draft choice (165<sup>th</sup> pick overall) in 1972.

72-73	4	20	1	4	.250	3	4	.750			4	2	5-0			5	1.3
-------	---	----	---	---	------	---	---	------	--	--	---	---	-----	--	--	---	-----

**JEROME MOISO [#5] 6'10" 232 LBS 06/15/78 UCLA '02**

>> Transactions: First round draft choice (11<sup>th</sup> pick overall) in 2000...Traded to the Philadelphia 76ers for Roshown McLeod and a conditional first-round draft choice on 08/03/01.

00-01	24	135	12	30	.400	11	26	.423	12	30	42	3	29-0	3	4	35	1.5
-------	----	-----	----	----	------	----	----	------	----	----	----	---	------	---	---	----	-----

Three-Point Field Goals: 2000-01, 0-for-1 (.000).

**ERIC MONTROSS [#0] 7'0" 270 LBS 09/23/71 NORTH CAROLINA '94**

>> Transactions: First round draft choice (9<sup>th</sup> pick overall) in 1994...Traded with a 1996 first-round draft choice to the Dallas Mavericks for 1996 and 1997 first-round draft choices on 06/21/96.

94-95	78	2315	307	575	.534	167	263	.635	196	370	566	36	299-10	29	61	781	10.0
95-96	61	1432	196	346	.566	50	133	.376	119	233	352	43	181-1	19	29	442	7.2
<b>TOTALS</b>	<b>139</b>	<b>3747</b>	<b>503</b>	<b>921</b>	<b>.546</b>	<b>217</b>	<b>396</b>	<b>.548</b>	<b>315</b>	<b>603</b>	<b>918</b>	<b>79</b>	<b>480-11</b>	<b>48</b>	<b>90</b>	<b>1223</b>	<b>8.8</b>

Three-Point Field Goals: 1994-95, 0-for-1 (.000); 1995-96, None Attempted. Totals: 0-for-1 (.000).

**PLAYOFF RECORD**

94-95	4	62	5	11	.455	3	6	.500	7	2	9	0	13-0	0	0	13	3.3
-------	---	----	---	----	------	---	---	------	---	---	---	---	------	---	---	----	-----

Three-Point Field Goals: 1994-95, None Attempted.

**MIKKI MOORE [#31] 7'0" 230 LBS 11/04/75 NEBRASKA '97**

>> Transactions: Signed to a ten-day contract on 01/06/03...Waived on 01/16/03.

02-03	3	12	0	1	.000	0	0	.000	1	0	1	0	6-0	0	2	0	0.0
-------	---	----	---	---	------	---	---	------	---	---	---	---	-----	---	---	---	-----

Three-Point Field Goals: 2002-03, None Attempted.

**REX MORGAN [#20] 6'5" 190 LBS 10/27/48 JACKSONVILLE '70**

>> Transactions: Second round draft choice (21<sup>st</sup> pick overall) in 1970.

70-71	34	266	41	102	.402	35	54	.648			61	22	58-2			117	3.4
71-72	28	150	16	50	.320	23	31	.742			30	17	34-0			55	2.0
<b>TOTALS</b>	<b>62</b>	<b>416</b>	<b>57</b>	<b>152</b>	<b>.375</b>	<b>58</b>	<b>85</b>	<b>.682</b>			<b>91</b>	<b>39</b>	<b>92-2</b>			<b>172</b>	<b>2.8</b>

**PLAYOFF RECORD**

71-72	4	10	1	7	.143	1	3	.333			6	0	6-0			3	0.8
-------	---	----	---	---	------	---	---	------	--	--	---	---	-----	--	--	---	-----

**DWIGHT MORRISON [#15] 6'8" 220 LBS 04/26/32 IDAHO '54**

>> Transactions: Second round draft choice in 1954.

54-55	71	1227	120	284	.423	72	115	.626			451	82	222-10			312	4.4
55-56	71	910	89	240	.371	44	89	.494			345	53	159-5			222	3.1
<b>TOTALS</b>	<b>142</b>	<b>2137</b>	<b>209</b>	<b>524</b>	<b>.399</b>	<b>116</b>	<b>204</b>	<b>.569</b>			<b>796</b>	<b>135</b>	<b>381-15</b>			<b>534</b>	<b>3.8</b>

**PLAYOFF RECORD**

54-55	7	42	3	8	.375	1	3	.333			14	1	22-1			7	1.0
55-56	3	23	2	7	.286	0	4	.000			11	0	5-0			4	1.3
<b>TOTALS</b>	<b>10</b>	<b>65</b>	<b>5</b>	<b>15</b>	<b>.333</b>	<b>1</b>	<b>7</b>	<b>.143</b>			<b>25</b>	<b>1</b>	<b>27-1</b>			<b>11</b>	<b>1.1</b>

**JOE MULLANEY [#17] 6'0" 165 LBS 11/17/25 D: 03/08/00 HOLY CROSS '59**

>> Transactions: Second round draft choice in 1949.

49-50	37		9	70	.129	12	15	.800				52	30			30	0.8
-------	----	--	---	----	------	----	----	------	--	--	--	----	----	--	--	----	-----



**YEAR G MIN FGM FGA PCT FTM FTA PCT OFF DEF TOT AST PF-DQ ST BL PTS AVG**

**TODD MUNDT [#51] 7'0" 250 LBS 05/17/70 DELTA STATE '93**

>> Transactions: Signed to the first of two consecutive ten-day contracts on 03/23/96... Re-signed for the remainder of the season on 04/12/96 (also played 24 games for Atlanta in 1995-96)... Rights renounced on 07/30/96.

95-96 33 151 16 41 .390 5 8 .625 11 17 28 3 29-0 2 5 37 1.1  
Three-Point Field Goals: 1995-96, None Attempted.

**GEORGE MUNROE [#6] 5'11" 175 LBS 01/05/22 DARTMOUTH '43**

47-48 21 27 91 .297 17 26 .654 3 20 71 3.4

**PLAYOFF RECORD**

47-48 3 1 5 .200 2 2 1.000 1 2 4 1.3

**DICK MURPHY [#5] 6'1" 180 LBS 03/10/21 D: 10/22/73 MANHATTAN**

46-47 7 1 17 .059 0 4 .000 3 6 2 0.3

Also played 24 games for New York in 1946-47.

**WILLIE NAULLS [#12] 6'6" 225 LBS 10/07/34 UCLA '56**

>> Transactions: Sold to Boston on 09/04/63... Retired in 1966.

63-64 78 1409 321 769 .417 125 157 .796 356 64 208-0 767 9.8  
64-65 71 1465 302 786 .384 143 176 .813 336 72 225-5 747 10.5  
65-66 71 1433 328 815 .402 104 131 .794 319 72 197-4 760 10.7  
**TOTALS 220 4307 951 2370 .401 372 464 .802 1011 208 630-9 2274 10.3**

**PLAYOFF RECORD**

63-64 10 177 37 95 .389 17 23 .739 46 8 31-1 91 9.1  
64-65 12 180 39 95 .411 10 15 .667 51 9 27-0 88 7.3  
65-66 11 75 9 35 .257 17 21 .810 16 1 23-0 38 3.2  
**TOTALS 33 432 85 225 .378 44 59 .746 113 18 81-1 217 6.6**

**DON NELSON [#19] 6'6" 210 LBS 05/15/40 IOWA '62**

>> Transactions: Signed as a free agent on 10/28/65... Retired in 1973.

65-66 75 1765 271 618 .439 223 326 .684 403 79 187-1 765 10.2  
66-67 79 1202 227 509 .446 141 190 .741 295 65 143-0 595 7.5  
67-68 82 1498 312 632 .494 195 268 .728 431 103 178-1 819 10.0  
68-69 82 1773 374 771 .485 201 259 .776 458 92 198-2 949 11.6  
69-70 82 2224 461 920 .501 337 435 .775 601 148 238-3 1259 15.4  
70-71 82 2254 412 881 .468 317 426 .744 565 153 232-2 1141 13.9  
71-72 82 2086 389 811 .480 356 452 .788 453 192 220-3 1134 13.8  
72-73 72 1425 309 649 .476 159 188 .846 315 102 155-1 777 10.8  
73-74 82 1748 364 717 .508 215 273 .788 90 255 345 162 189-1 10 13 943 11.5  
74-75 79 2052 423 785 .539 263 318 .827 127 342 469 181 239-2 32 15 1109 14.0  
75-76 75 943 175 379 .462 127 161 .789 56 126 182 77 115-0 1 7 477 6.4  
**TOTALS 872 18970 3717 7672 .484 2534 3296 .769 273 723 4517 1354 2094-16 43 35 9968 11.4**

**PLAYOFF RECORD**

65-66 17 316 50 118 .424 42 52 .808 85 13 50-0 142 8.4  
66-67 9 142 27 59 .458 10 17 .588 42 9 12-0 64 7.1  
67-68 19 468 91 175 .520 55 74 .743 143 32 49-0 237 12.5  
68-69 18 348 87 168 .518 50 60 .833 83 21 51-0 224 12.4  
71-72 11 308 52 99 .525 41 48 .854 61 21 30-0 145 13.2  
72-73 13 303 47 101 .465 49 56 .875 38 15 29-0 143 11.0  
73-74 18 467 82 164 .500 41 53 .774 25 72 97 35 54-2 8 3 205 11.4  
74-75 11 274 66 117 .564 37 41 .902 18 27 45 26 36-1 2 2 169 15.4  
75-76 18 315 52 108 .481 60 69 .870 17 36 53 17 46-1 3 2 164 9.1  
**TOTALS 134 2941 554 1109 .500 385 470 .819 60 135 647 189 357-4 13 7 1493 11.1**



YEAR	G	MIN	FGM	FGA	PCT	FTM	FTA	PCT	OFF	DEF	TOT	AST	PF-DQ	ST	BL	PTS	AVG
------	---	-----	-----	-----	-----	-----	-----	-----	-----	-----	-----	-----	-------	----	----	-----	-----

<b>JACK NICHOLS [#16]</b>			<b>6'7"</b>		<b>230 LBS</b>		<b>04/09/26 D: 12/24/92</b>		<b>WASHINGTON '48</b>								
53-54	75	1607	163	528	.309	113	152	.743			363	104	187-2			439	5.9
54-55	64	1910	249	656	.380	138	177	.780			533	144	238-10			636	9.9
55-56	60	1964	330	799	.413	200	253	.791			625	160	228-7			860	14.3
56-57	61	1372	195	537	.363	108	136	.794			374	85	185-4			498	8.2
57-58	69	1224	170	484	.351	59	80	.738			302	63	123-1			399	5.8
<b>TOTALS</b>	<b>329</b>	<b>8077</b>	<b>1107</b>	<b>3004</b>	<b>.369</b>	<b>618</b>	<b>798</b>	<b>.774</b>			<b>2197</b>	<b>556</b>	<b>961-24</b>			<b>2932</b>	<b>8.6</b>

<b>PLAYOFF RECORD</b>																	
53-54	6	211	35	72	.486	30	38	.789			62	31	24-0			100	16.7
54-55	7	231	30	81	.370	13	16	.813			49	23	28-1			73	10.4
55-56	3	100	16	43	.372	9	10	.900			36	10	13-0			4	13.7
56-57	10	117	16	40	.400	3	5	.600			17	7	23-0			35	3.5
57-58	11	148	23	66	.348	7	10	.700			45	8	21-1			53	4.8
<b>TOTALS</b>	<b>37</b>	<b>807</b>	<b>120</b>	<b>302</b>	<b>.397</b>	<b>62</b>	<b>79</b>	<b>.785</b>			<b>209</b>	<b>79</b>	<b>109-2</b>			<b>302</b>	<b>8.2</b>

<b>RICH NIEMANN [#27]</b>			<b>7'0"</b>		<b>252 LBS</b>		<b>07/02/46</b>		<b>ST. LOUIS '68</b>								
<i>&gt;&gt; Transactions: Acquired off waivers from the Milwaukee Bucks on 10/14/69.</i>																	
69-70	6	18	2	5	.400	2	2	1.000			6	2	10-0			6	1.0

<b>BOB NORDMANN [#34]</b>			<b>6'10"</b>		<b>262 LBS</b>		<b>12/11/39</b>		<b>ST. LOUIS '61</b>								
64-65	3	25	3	5	.600	0	0	.000			8	3	5			6	2.0

<b>GEORGE NOSTRAND [#3]</b>			<b>6'8"</b>		<b>197 LBS</b>		<b>04/05/24 D: 11/08/81</b>		<b>WYOMING '46</b>								
48-49	27		91	267	.341	83	135	.615				38	74			265	9.8
49-50	18		36	120	.265	35	51	.686				22	39			107	6.7
<b>TOTALS</b>	<b>45</b>		<b>127</b>	<b>387</b>	<b>.328</b>	<b>118</b>	<b>186</b>	<b>.634</b>				<b>60</b>	<b>113</b>			<b>372</b>	<b>8.3</b>

Also played 33 games for Providence in 1948-49. Also played 1 game for Tri-Cities and 36 games for Chicago in 1949-50.

<b>STAN NOSZKA [#10, #11]</b>			<b>6'1"</b>		<b>185 LBS</b>		<b>09/19/20 D: 11/15/91</b>		<b>DUQUESNE '43</b>								
47-48	22		27	97	.278	24	35	.686				4	52			78	3.5
48-49	30		30	123	.244	15	30	.500				25	56			75	2.5
<b>TOTALS</b>	<b>52</b>		<b>57</b>	<b>220</b>	<b>.259</b>	<b>39</b>	<b>65</b>	<b>.600</b>				<b>29</b>	<b>108</b>			<b>153</b>	<b>2.9</b>

<b>PLAYOFF RECORD</b>																	
47-48	3		10	30	.333	5	8	.625				2	11			25	8.3

<b>JULIUS NWOSU [#0]</b>			<b>6'10"</b>		<b>255 LBS</b>		<b>05/01/71</b>		<b>LIBERTY '93</b>								
<i>&gt;&gt; Transactions: Signed as a free agent on 08/09/96...Waived on 11/02/96.</i>																	
96-97	Received DNP-CD 11/1 vs. Chicago.																

<b>DERMOTT O'CONNELL [#7]</b>			<b>6'0"</b>		<b>174 LBS</b>		<b>04/13/28 D: 10/05/88</b>		<b>HOLY CROSS '49</b>								
48-49	21		87	315	.276	30	56	.536				65	40			204	9.7
49-50	37		72	275	.262	33	58	.569				64	62			177	4.8
<b>TOTALS</b>	<b>58</b>		<b>159</b>	<b>590</b>	<b>.269</b>	<b>63</b>	<b>114</b>	<b>.553</b>				<b>129</b>	<b>102</b>			<b>381</b>	<b>6.6</b>

Also played 24 games for St. Louis in 1949-50.

<b>JIMMY OLIVER [#27]</b>			<b>6'6"</b>		<b>208 LBS</b>		<b>07/12/69</b>		<b>PURDUE '91</b>								
<i>&gt;&gt; Transactions: Signed as a free agent on 10/07/93...Contract not renewed after the 1993-94 season.</i>																	
93-94	44	540	89	214	.426	25	33	.758	8	38	46	33	39-0	16	1	216	4.9
Three-Point Field goals: 1993-94, 13-for-32 (.406).																	



**YEAR G MIN FGM FGA PCT FTM FTA PCT OFF DEF TOT AST PF-DQ ST BL PTS AVG**

**MICHAEL OLOWOKANDI [#41] 7'0" 270 LBS 04/03/75 PACIFIC '98**

>> Transactions: Contract expired on 07/01/07... Signed as a free agent on 10/02/06... Acquired from Minnesota along with Dwayne Jones, Wally Sczerbiak and a future first round draft choice in exchange for Marcus Banks, Mark Blount, Ricky Pauls, Justin Reed and two future conditional second round draft choices on 01/27/06.

05-06	16	167	20	45	.444	5	8	.625	5	36	41	6	22-0	3	6	45	2.8
06-07	24	234	19	46	.413	2	3	.667	14	34	48	5	48-0	8	13	40	1.7
<b>TOTALS</b>	<b>40</b>	<b>401</b>	<b>39</b>	<b>91</b>	<b>.429</b>	<b>7</b>	<b>10</b>	<b>.700</b>	<b>19</b>	<b>70</b>	<b>89</b>	<b>11</b>	<b>70-0</b>	<b>11</b>	<b>19</b>	<b>85</b>	<b>2.1</b>

Three-Point Field Goals: 2005-06, None Attempted; 2006-07, None Attempted.

**ENOCH OLSEN [#25] 6'8" 230 LBS 07/25/40 LOUISVILLE '62**

68-69	7	43	7	19	.368	0	6	.000			14	4	6-0			14	2.0
-------	---	----	---	----	------	---	---	------	--	--	----	---	-----	--	--	----	-----

**DOUG OVERTON [#9, #20] 6'3" 190 LBS 08/03/69 LASALLE '91**

>> Transactions: Signed as a free agent on 11/08/99... Waived on 10/29/00... Re-signed as a free agent on 11/21/00... Waived on 12/07/00.

99-00	48	452	61	154	.396	20	21	.833	14	19	33	53	46-0	10	0	152	3.2
00-01	7	144	15	44	.341	7	11	.636	3	12	15	19	15-0	4	0	38	5.4
<b>TOTALS</b>	<b>55</b>	<b>576</b>	<b>76</b>	<b>198</b>	<b>.389</b>	<b>27</b>	<b>32</b>	<b>.844</b>	<b>17</b>	<b>31</b>	<b>48</b>	<b>72</b>	<b>61-0</b>	<b>14</b>	<b>0</b>	<b>190</b>	<b>3.5</b>

Three-Point Field Goals: 1999-00, 10-for-28 (.357); 2000-01, 1-for-4 (.250). Totals: 11-for-32 (.344).

**MILT PALACIO [#9] 6'3" 195 LBS 02/07/78 COLORADO STATE '99**

>> Transactions: Signed as a free agent on 12/07/00... Waived on 01/05/01... Re-signed to the first of two consecutive ten-day contracts on 01/10/01... Signed for the remainder of the season on 01/29/01... Traded to the Phoenix Suns with Joe Johnson, Randy Brown and a 2002 first-round draft choice for Tony Delk and Rodney Rogers on 02/20/02.

00-01	58	1141	126	267	.472	78	92	.848	25	77	102	151	83-0	48	0	342	5.9
01-02	41	518	52	135	.385	36	51	.706	8	42	50	54	38-0	21	3	152	3.7
<b>TOTALS</b>	<b>99</b>	<b>1659</b>	<b>178</b>	<b>402</b>	<b>.443</b>	<b>114</b>	<b>143</b>	<b>.797</b>	<b>33</b>	<b>119</b>	<b>152</b>	<b>205</b>	<b>121-0</b>	<b>69</b>	<b>3</b>	<b>494</b>	<b>5.0</b>

Three-Point Field Goals: 2000-01, 12-for-36 (.333); 2001-02, 12-for-34 (.353). Totals: 24-for-70 (.343).

**TOGO PALAZZI [#12] 6'4" 205 LBS 08/08/32 HOLY CROSS '54**

>> Transactions: First round draft choice in 1954.

54-55	53	504	101	253	.399	45	60	.750			146	30	60-1			247	4.7
55-56	63	703	145	373	.389	85	124	.685			182	42	87-0			375	6.0
56-57	20																
<b>TOTALS</b>	<b>136</b>																

**PLAYOFF RECORD**

54-55	5	30	12	24	.500	5	10	.500			14	1	7-0			29	5.8
55-56	2	7	1	5	.200	0	0	.000			2	0	1-0			2	1.0
<b>TOTALS</b>	<b>7</b>	<b>37</b>	<b>13</b>	<b>29</b>	<b>.448</b>	<b>5</b>	<b>10</b>	<b>.500</b>			<b>16</b>	<b>1</b>	<b>8-0</b>			<b>31</b>	<b>4.4</b>

Also played 43 games for Syracuse in 1956-57.

**ROBERT PARISH [#00] 7' 1/2" 230 LBS 08/30/53 CENTENARY '76**

>> Transactions: Traded by the Golden State Warriors with a 1980 first-round draft choice for two 1980 first-round draft choices on 06/09/80... contract was not renewed and became a free agent... Retired in 1992.

80-81	82	2298	635	1166	.545	282	397	.710	245	532	777	144	310-9	81	214	1552	18.9
81-82	80	2534	669	1235	.542	252	355	.710	288	578	866	140	267-5	68	192	1590	19.9
82-83	78	2459	619	1125	.550	271	388	.698	260	567	827	141	222-4	79	148	1509	19.3
83-84	80	2867	623	1140	.546	274	368	.745	243	614	857	139	266-7	55	116	1520	19.0
84-85	79	2850	551	1016	.542	292	393	.743	263	577	840	125	223-2	56	101	1394	17.6
85-86	81	2567	530	966	.549	245	335	.731	246	524	770	145	215-3	65	116	1305	16.1
86-87	80	2995	588	1057	.556	227	309	.735	254	597	851	173	266-5	64	144	1403	17.5
87-88	74	2312	442	750	.589	177	241	.734	173	455	628	115	198-5	55	84	1061	14.3
88-89	80	2840	596	1045	.570	294	409	.719	342	654	996	175	209-2	79	116	1486	18.6
89-90	79	2396	505	871	.580	233	312	.747	259	537	796	103	189-2	38	69	1243	15.7
90-91	81	2441	485	811	.598	237	309	.767	271	585	856	66	197-1	66	103	1207	14.9
91-92	79	2285	468	874	.535	179	232	.772	219	486	705	70	172-2	68	97	1115	14.1
92-93	79	2146	416	777	.535	162	235	.689	246	494	740	61	201-3	57	107	994	12.6
93-94	74	1987	356	725	.491	154	208	.740	141	401	542	82	190-3	42	96	866	11.7
<b>TOTALS</b>	<b>1106</b>	<b>34977</b>	<b>7483</b>	<b>13558</b>	<b>.552</b>	<b>3279</b>	<b>4491</b>	<b>.730</b>	<b>3450</b>	<b>7601</b>	<b>11051</b>	<b>1679</b>	<b>3125-53</b>	<b>873</b>	<b>1703</b>	<b>18245</b>	<b>16.5</b>

Three-Point Field Goals: 1980-81, 0-for-1 (.000); 1982-83, 0-for-1 (.000); 1986-87, 0-for-1 (.000); 1987-88 0-for-1 (.000); 1990-91, 0-for-1 (.000). Totals: 0-for-5 (.000).



# TRADITION

## FORMER PLAYER STATISTICS

YEAR	G	MIN	FGM	FGA	PCT	FTM	FTA	PCT	OFF	DEF	TOT	AST	PF-DQ	ST	BL	PTS	AVG
<b>PLAYOFF RECORD</b>																	
80-81	17	492	108	219	.493	39	58	.672	50	96	146	19	74-2	21	39	255	15.0
81-82	12	426	102	209	.488	51	75	.680	43	92	135	18	47-1	5	48	255	21.3
82-83	7	249	43	89	.483	17	20	.850	21	53	74	9	18-0	5	9	103	14.7
83-84	23	869	139	291	.478	64	99	.646	76	172	248	27	100-6	23	41	342	14.9
84-85	21	803	136	276	.493	87	111	.784	57	162	219	31	68-0	21	34	359	17.1
85-86	18	591	106	225	.471	58	89	.652	52	106	158	25	47-1	9	30	270	15.0
86-87	21	734	149	263	.567	79	103	.767	59	139	198	28	79-4	18	35	377	18.0
87-88	17	626	100	188	.532	50	61	.820	51	117	168	21	42-0	11	19	250	14.7
88-89	3	112	20	44	.455	7	9	.778	6	20	26	6	5-0	4	2	47	15.7
89-90	5	170	31	54	.574	17	18	.944	23	27	50	13	21-0	5	7	79	15.8
90-91	10	296	58	97	.598	42	61	.689	33	59	92	6	34-1	8	7	158	15.8
91-92	10	335	50	101	.495	20	28	.714	38	59	97	14	22-0	7	15	120	12.0
92-93	4	146	31	57	.544	6	7	.857	13	25	38	5	14-0	1	6	68	17.0
<b>TOTALS</b>	<b>168</b>	<b>5849</b>	<b>1073</b>	<b>2113</b>	<b>.508</b>	<b>537</b>	<b>739</b>	<b>.727</b>	<b>408</b>	<b>886</b>	<b>1649</b>	<b>176</b>	<b>571-15</b>	<b>107</b>	<b>196</b>	<b>2683</b>	<b>16.0</b>

Three-Point Field Goals: 1986-87, 0-for-1 (.000).

### JIM PAXSON [#4]

**6'6" 210 LBS 07/09/57**

**DAYTON '79**

>> Transactions: Traded by the Portland Trail Blazers for Jerry Sichting and future considerations on 02/23/88 (also played 17 games for Portland in 1987-88)...Contract not renewed on 10/06/90.

87-88	28	538	94	191	.492	54	61	.885	7	20	27	49	44-0	23	4	244	8.7
88-89	57	1138	202	445	.454	84	103	.816	18	56	74	107	96-0	38	8	492	8.6
89-90	72	1283	191	422	.453	73	90	.811	24	53	77	137	115-0	33	5	460	6.4
<b>TOTALS</b>	<b>157</b>	<b>2959</b>	<b>487</b>	<b>1058</b>	<b>.460</b>	<b>211</b>	<b>254</b>	<b>.831</b>	<b>49</b>	<b>129</b>	<b>178</b>	<b>293</b>	<b>255-0</b>	<b>94</b>	<b>17</b>	<b>1196</b>	<b>7.6</b>

Three-Point Field Goals: 1987-88, 2-for-13 (.154); 1988-89, 4-for-24 (.167); 1989-90, 5-for-20 (.250). Totals: 11-for-57 (.193).

#### PLAYOFF RECORD

87-88	15	188	17	59	.288	16	20	.800	1	8	9	11	18-0	6	2	50	3.3
88-89	<i>INJURED</i>																
89-90	5	62	8	16	.500	3	4	.750	0	0	0	7	1-0	5	0	19	3.8
<b>TOTALS</b>	<b>20</b>	<b>250</b>	<b>25</b>	<b>75</b>	<b>.333</b>	<b>19</b>	<b>24</b>	<b>.792</b>	<b>1</b>	<b>8</b>	<b>9</b>	<b>18</b>	<b>19-0</b>	<b>11</b>	<b>2</b>	<b>69</b>	<b>3.5</b>

Three-Point Field Goals: 1987-88, 0-for-2 (.000); 1989-90, 0-for-1 (.000). Totals: 0-for-3 (.000).

### GARY PAYTON [#20]

**6'4" 180 LBS 07/23/68**

**OREGON STATE '90**

>> Transactions: Traded by the Los Angeles Lakers along with Rick Fox and a future first round draft choice in exchange for Chucky Atkins, Jumaane Jones and Chris Miller on 08/13/04...Traded to the Atlanta Hawks along with Tom Gugliotta, Michael Stewart and a future first round draft choice in exchange for Antoine Walker on 02/24/05...Signed as a free agent on 05/04/05.

04-05	77	2541	339	725	.468	153	201	.761	48	188	236	469	121-0	88	12	873	11.3
-------	----	------	-----	-----	------	-----	-----	------	----	-----	-----	-----	-------	----	----	-----	------

Three-Point Field Goals: 2004-05, 42-for-129 (.326).

#### PLAYOFF RECORD

04-05	7	239	33	74	.446	5	6	.833	8	21	29	32	10-0	6	1	72	10.3
-------	---	-----	----	----	------	---	---	------	---	----	----	----	------	---	---	----	------

Three-Point Field Goals: 2004-05, 1-for-14 (.071).

### ANDY PHILLIP [#17]

**6'2" 195 LBS 03/07/22 D: 04/28/01**

**ILLINOIS '47**

56-57	67	1476	105	277	.379	88	137	.642			181	168	121-1			298	4.4
57-58	70	1164	97	273	.355	42	71	.592			158	121	121-0			236	3.4
<b>TOTALS</b>	<b>137</b>	<b>2640</b>	<b>202</b>	<b>550</b>	<b>.367</b>	<b>130</b>	<b>208</b>	<b>.625</b>			<b>339</b>	<b>289</b>	<b>242-1</b>			<b>534</b>	<b>3.9</b>

#### PLAYOFF RECORD

56-57	10	128	8	22	.364	6	15	.400			20	17	18-0			22	2.2
57-58	10	91	5	21	.238	7	9	.778			14	7	20-0			17	1.7
<b>TOTALS</b>	<b>20</b>	<b>219</b>	<b>13</b>	<b>43</b>	<b>.302</b>	<b>13</b>	<b>24</b>	<b>.542</b>			<b>34</b>	<b>24</b>	<b>38-0</b>			<b>39</b>	<b>2.0</b>

### GARY PHILLIPS [#21]

**6'3" 189 LBS 12/07/39**

**HOUSTON '61**

61-62	67	713	110	310	.355	50	86	.581			107	63	109-0			270	4.0
-------	----	-----	-----	-----	------	----	----	------	--	--	-----	----	-------	--	--	-----	-----

#### PLAYOFF RECORD

61-62	6	32	1	16	.062	8	11	.727			3	1	6-0			10	1.7
-------	---	----	---	----	------	---	----	------	--	--	---	---	-----	--	--	----	-----



**YEAR G MIN FGM FGA PCT FTM FTA PCT OFF DEF TOT AST PF-DQ ST BL PTS AVG**

**ED PINCKNEY [#54] 6'9" 215 LBS 03/27/63 VILLANOVA '85**

>> Transactions: Traded by the Sacramento Kings with Joe Kleine for Danny Ainge and Brad Lohaus on 02/23/89...Traded to the Milwaukee Bucks with the draft rights to Andrei Fetisov for Blue Edwards and Derek Strong on 06/29/94.

88-89	29	678	95	176	.540	103	129	.798	60	88	148	44	77-1	29	23	293	10.1
89-90	77	1082	135	249	.542	92	119	.773	93	132	225	68	126-1	34	42	362	4.7
90-91	70	1165	131	243	.539	104	116	.897	155	186	341	45	147-0	61	43	366	5.2
91-92	81	1917	203	378	.537	207	255	.812	252	312	564	62	158-1	70	56	613	7.6
92-93	7	151	10	24	.417	12	13	.923	14	29	43	1	13-0	4	7	32	4.6
93-94	76	1524	151	289	.522	92	125	.736	160	318	478	62	131-0	58	44	394	5.2
<b>TOTALS</b>	<b>340</b>	<b>6517</b>	<b>725</b>	<b>1359</b>	<b>.533</b>	<b>610</b>	<b>757</b>	<b>.806</b>	<b>734</b>	<b>1065</b>	<b>1799</b>	<b>282</b>	<b>652-3</b>	<b>256</b>	<b>215</b>	<b>2060</b>	<b>6.1</b>

Three-Point Field Goals: 1989-90, 0-for-1 (.000); 1990-91, 0-for-1 (.000); 1991-92, 0-for-1 (.000). Totals: 0-for-3 (.000).

**PLAYOFF RECORD**

88-89	3	45	3	12	.250	2	2	1.000	2	3	5	1	7-0	1	1	8	2.7
89-90	4	25	6	7	.857	7	9	.778	2	4	6	0	3-0	0	0	19	4.8
90-91	11	170	16	21	.762	17	21	.810	23	17	40	2	17-0	6	2	49	4.5
91-92	10	314	35	58	.603	26	31	.839	36	48	84	7	30-0	12	9	96	9.6
92-93																	

**TOTALS 28 554 60 98 .612 52 63 .825 63 72 135 10 57-0 19 12 172 6.1**

Three-Point Field Goals: 1991-92, 0-for-1 (.000).

**KEVINN PINKNEY [#51] 6'10" 245 LBS 10/23/83 NEVADA '05**

>> Transactions: Signed to a 10-day contract on April 4, 2007...Contract was not renewed after 10 days.

06-07	6	100	12	27	.444	6	9	.667	7	8	15	5	12-0	3	3	31	5.2
-------	---	-----	----	----	------	---	---	------	---	---	----	---	------	---	---	----	-----

Three-Point Field Goals: 2006-07, 1-for-2 (.500).

**SCOT POLLARD [#66] 6'11" 278 LBS 02/12/75 KANSAS '97**

>> Transactions: Signed as a free agent on August 8, 2007.

07-08	22	173	12	23	.522	15	22	.682	14	23	37	3	43-1	3	6	39	1.8
-------	----	-----	----	----	------	----	----	------	----	----	----	---	------	---	---	----	-----

Three-Point Field Goals: None Attempted.

**PLAYOFF RECORD**

07-08 ----- INJURED -----

**DAVE POPSON [#42] 6'10" 230 LBS 05/17/64 NORTH CAROLINA '87**

>> Transactions: Signed as a free agent on 08/17/90...Waived on 12/24/80...Re-signed as a free agent on 12/27/90...Contract was not renewed.

90-91	19	64	13	32	.406	9	10	.900	7	7	14	2	12-0	1	2	35	1.8
-------	----	----	----	----	------	---	----	------	---	---	----	---	------	---	---	----	-----

Three-Point Field Goals: None Attempted.

**PLAYOFF RECORD**

90-91 ----- INJURED -----

**JAMES POSEY [#41] 6'8" 217 LBS 01/13/77 XAVIER (OH) '00**

>> Transactions: Signed as a free agent on August 28, 2007.

07-08	74	1821	173	414	.418	93	115	.809	30	242	322	114	181-1	72	20	545	7.4
-------	----	------	-----	-----	------	----	-----	------	----	-----	-----	-----	-------	----	----	-----	-----

Three-Point Field Goals: 2007-08, 106-for-274 (.380).

**PLAYOFF RECORD**

07-08	26	573	52	119	.437	35	40	.875	12	81	93	28	61-0	26	8	174	6.7
-------	----	-----	----	-----	------	----	----	------	----	----	----	----	------	----	---	-----	-----

Three-Point Field Goals: 2007-08, 35-for-88 (.398).

**VITALY POTAPENKO [#52] 6'10" 285 LBS 03/21/75 WRIGHT STATE '97**

>> Transactions: Traded by the Cleveland Cavaliers for Andrew Deckerq and a 1999 first-round draft choice on 03/11/99...Traded to the Seattle SuperSonics with Kenny Anderson and Joseph Forte for Vin Baker and Shammond Williams on 07/22/02.

98-99	33	927	149	286	.521	58	106	.547	91	147	238	59	116-2	24	20	356	10.8
99-00	79	1797	307	615	.499	109	160	.681	182	317	499	77	239-4	41	29	723	9.2
00-01	82	1901	248	521	.476	115	158	.728	206	289	495	64	228-2	52	23	611	7.5
01-02	79	1343	137	301	.455	89	120	.742	167	180	347	30	174-0	37	18	363	4.6
<b>TOTALS</b>	<b>273</b>	<b>5968</b>	<b>841</b>	<b>1723</b>	<b>.488</b>	<b>371</b>	<b>544</b>	<b>.682</b>	<b>646</b>	<b>933</b>	<b>1579</b>	<b>230</b>	<b>757-8</b>	<b>154</b>	<b>90</b>	<b>2053</b>	<b>7.5</b>

Three-Point Field Goals: 1998-99, None Attempted; 1999-00, 0-for-1 (.000); 2000-01, None Attempted; 2001-02, None Attempted. Totals: 0-for-1 (.000).

**PLAYOFF RECORD**

01-02 ----- INJURED -----



YEAR	G	MIN	FGM	FGA	PCT	FTM	FTA	PCT	OFF	DEF	TOT	AST	PF-DQ	ST	BL	PTS	AVG
------	---	-----	-----	-----	-----	-----	-----	-----	-----	-----	-----	-----	-------	----	----	-----	-----

**KEVIN PRITCHARD [#12] 6'3" 180 LBS 07/17/67 KANSAS '90**

» Transactions: Signed as a free agent on 10/30/91...Waived on 11/25/91...Signed as a free agent on 11/27/91...Waived on 01/07/92.

91-92	11	136	16	34	.471	14	18	.778	1	10	11	30	17-0	3	4	46	4.2
-------	----	-----	----	----	------	----	----	------	---	----	----	----	------	---	---	----	-----

Three-Point Field Goals: 1991-92, 0-for-3 (.000).

**DINO RADJA [#40] 6'11" 255 LBS 04/24/67 CROATIA**

» Transactions: Second round draft choice (40<sup>th</sup> pick overall) in 1989 (played in Italy from 1990-1993)...Signed on 07/09/93...Traded to the Philadelphia 76ers for Michael Cage and Clarence Weatherspoon on 06/30/97; trade voided because he failed the physical on 06/24/97...Waived on 07/16/97.

93-94	80	2303	491	942	.521	226	301	.751	191	386	577	114	276-2	70	67	1208	15.1
94-95	66	2147	450	919	.490	233	307	.759	149	424	573	111	232-5	60	86	1133	17.2
95-96	53	1984	426	852	.500	191	275	.695	113	409	522	83	161-2	48	81	1043	19.7
96-97	25	874	149	339	.440	51	71	.718	44	167	211	48	76-2	23	48	349	14.0
<b>TOTALS</b>	<b>224</b>	<b>7308</b>	<b>1516</b>	<b>3052</b>	<b>.497</b>	<b>701</b>	<b>954</b>	<b>.735</b>	<b>497</b>	<b>1386</b>	<b>1883</b>	<b>356</b>	<b>745-11</b>	<b>201</b>	<b>282</b>	<b>3733</b>	<b>16.7</b>

Three-Point Field Goals: 1993-94, 0-for-1 (.000); 1994-95, 0-for-1 (.000); 1995-96, None Attempted; 1996-97, 0-for-1 (.000). Totals: 0-for-3 (.000).

**PLAYOFF RECORD**

94-95	4	153	20	50	.400	20	28	.714	4	24	28	9	19-0	4	5	60	15.0
-------	---	-----	----	----	------	----	----	------	---	----	----	---	------	---	---	----	------

Three-Point Field Goals: 1994-95, None Attempted.

**FRANK RAMSEY [#23] 6'3" 190 LBS 07/13/31 KENTUCKY '53**

» Transactions: First round draft choice in 1953...Retired in 1964.

54-55	64	1754	236	592	.399	243	322	.755			402	185	250-11			715	11.2
56-57	35	807	137	349	.393	144	182	.791			178	67	113-3			418	11.9
57-58	69	2047	377	900	.419	383	472	.811			504	167	245-8			1137	16.5
58-59	72	2013	383	1013	.378	341	436	.782			491	147	266-11			1107	15.5
59-60	73	2009	422	1062	.397	273	347	.787			506	137	251-10			1117	15.3
60-61	79	2019	448	1100	.407	295	354	.833			431	146	284-14			1191	15.1
61-62	79	1913	436	1019	.428	334	405	.825			387	109	245-10			1206	15.3
62-63	77	1541	284	743	.382	271	332	.816			288	95	259-13			839	10.9
63-64	75	1227	226	604	.374	196	233	.841			233	81	245-7			648	8.6
<b>TOTALS</b>	<b>623</b>	<b>15330</b>	<b>2949</b>	<b>7382</b>	<b>.399</b>	<b>2480</b>	<b>3083</b>	<b>.804</b>			<b>3410</b>	<b>1134</b>	<b>2158-87</b>			<b>8378</b>	<b>13.4</b>

**PLAYOFF RECORD**

54-55	7	154	28	54	.519	19	26	.731			35	16	27-0			75	10.7
56-57	10	229	38	82	.463	46	59	.780			45	17	36-1			122	12.2
57-58	11	352	74	174	.425	54	59	.915			90	16	50-3			202	18.4
58-59	11	303	95	192	.495	65	81	.802			68	20	52-4			255	23.2
59-60	13	459	81	196	.413	55	63	.873			100	27	51-2			217	16.7
60-61	10	300	55	136	.404	61	75	.813			64	23	40-0			171	17.1
61-62	13	210	39	104	.375	41	45	.911			38	10	38-3			110	9.1
62-63	13	251	37	104	.356	34	47	.723			35	12	43-1			108	8.3
63-64	10	138	22	63	.349	18	21	.857			21	10	25-0			62	6.2
<b>TOTALS</b>	<b>98</b>	<b>2396</b>	<b>469</b>	<b>1105</b>	<b>.424</b>	<b>393</b>	<b>476</b>	<b>.826</b>			<b>494</b>	<b>151</b>	<b>362-14</b>			<b>1331</b>	<b>13.6</b>

**THEO RATLIFF [#50] 6'10" 235 LBS 04/17/73 WYOMING '95**

» Transactions: Traded to Minnesota along with Ryan Gomes, Gerald Green, Al Jefferson, Sebastian Telfair and two future draft choices in exchange for Kevin Gamelt on July 31, 2007...Acquired from Portland along with Sebastian Telfair and a 2008 second round draft choice in exchange for Raef LaFrentz, Dan Dickau and the draft rights to Randy Foye on June 28, 2006.

06-07	2	44	1	3	.333	3	4	.750	2	5	7	0	6-0	1	3	5	2.5
-------	---	----	---	---	------	---	---	------	---	---	---	---	-----	---	---	---	-----

Three-Point Field Goals: None Attempted.

**ALLAN RAY [#12] 6'2" 190 LBS 06/17/84 VILLANOVA '06**

» Transactions: Contract expired on August 1, 2007...Signed as a free agent on July 6, 2006.

06-07	25	266	41	112	.366	23	34	.676	6	22	28	12	32-1	8	0	123	4.9
-------	----	-----	----	-----	------	----	----	------	---	----	----	----	------	---	---	-----	-----

Three-Point Field Goals: 2006-07, 18-for-46 (.391).



YEAR	G	MIN	FGM	FGA	PCT	FTM	FTA	PCT	OFF	DEF	TOT	AST	PF-DQ	ST	BL	PTS	AVG
------	---	-----	-----	-----	-----	-----	-----	-----	-----	-----	-----	-----	-------	----	----	-----	-----

**JUSTIN REED [#9]****6'8" 240 LBS 01/16/82****MISSISSIPPI '04**

>> Transactions: Second Round Draft Choice (40th Pick overall) in the 2004 NBA Draft...Traded to the Minnesota Timberwolves along with Marcus Banks, Mark Blount and Ricky Davis and two conditional second draft choices for Wally Szczerbiak, Michael Olowokandi, Dwayne Jones and a future first round draft choice on January 26, 2006.

04-05	23	121	15	29	.517	11	15	.733	8	8	16	10	12-0	3	1	41	1.8
05-06	32	291	25	74	.338	25	40	.625	13	16	29	7	45-0	5	4	75	2.3
<b>TOTALS</b>	<b>55</b>	<b>412</b>	<b>40</b>	<b>103</b>	<b>.388</b>	<b>36</b>	<b>55</b>	<b>.655</b>	<b>21</b>	<b>24</b>	<b>45</b>	<b>17</b>	<b>57-0</b>	<b>8</b>	<b>5</b>	<b>116</b>	<b>2.1</b>

Three-Point Field Goals: 2004-05, 0-for-3 (.000); 2005-06, None Attempted. Totals: 0-for-3 (.000).

**PLAYOFF RECORD**

04-05	6	22	2	6	.333	3	4	.750	0	1	1	0	2-0	0	0	7	1.2
<b>TOTALS</b>	<b>6</b>	<b>22</b>	<b>2</b>	<b>6</b>	<b>.333</b>	<b>3</b>	<b>4</b>	<b>.750</b>	<b>0</b>	<b>1</b>	<b>1</b>	<b>0</b>	<b>2-0</b>	<b>0</b>	<b>0</b>	<b>7</b>	<b>1.2</b>

Three-Point Field Goals: 2004-05, 0-for-2 (.000).

**JOHN RICHTER [#16]****6'9" 225 LBS 03/12/37 NORTH CAROLINA STATE '59**

>> Transactions: First round draft choice in 1959.

59-60	66	808	113	332	.340	59	117	.504			312	27	158-1			285	4.3
-------	----	-----	-----	-----	------	----	-----	------	--	--	-----	----	-------	--	--	-----	-----

**PLAYOFF RECORD**

59-60	8	95	15	38	.395	5	14	.357			29	2	17-1			35	4.4
-------	---	----	----	----	------	---	----	------	--	--	----	---	------	--	--	----	-----

**MEL RIEBE [#7, #9]****5'11" 180 LBS 07/12/16 D: 07/25/77****WOOSTER**

47-48	48		202	653	.309	85	137	.620				41	137			489	10.2
48-49	33		146	501	.291	70	116	.603				95	97			362	11.0
<b>TOTALS</b>	<b>81</b>		<b>348</b>	<b>1154</b>	<b>.302</b>	<b>155</b>	<b>253</b>	<b>.613</b>				<b>136</b>	<b>234</b>			<b>851</b>	<b>10.6</b>

**PLAYOFF RECORD**

47-48	3		14	43	.326	14	20	.700				3	10			42	14.0
-------	---	--	----	----	------	----	----	------	--	--	--	---	----	--	--	----	------

Also played 10 games for Providence in 1948-49.

**ERIC RILEY [#44]****7'0" 245 LBS 06/02/70****MICHIGAN '93**

>> Transactions: Signed as a free agent on 01/27/99...Contract was not renewed after the 1998-99 season.

98-99	35	337	28	54	.519	22	31	.710	36	63	99	12	73-2	9	26	78	2.2
-------	----	-----	----	----	------	----	----	------	----	----	----	----	------	---	----	----	-----

Three-Point Field Goals: None Attempted.

**ARNIE RISEN [#19]****6'9" 200 LBS 10/09/24****OHIO STATE**

55-56	68	1597	189	493	.383	170	240	.708			553	88	300-17			548	8.1
56-57	43	935	119	307	.388	106	156	.679			286	53	163-4			344	8.0
57-58	63	1119	134	397	.338	114	167	.683			360	50	195-5			382	6.1
<b>TOTALS</b>	<b>174</b>	<b>3651</b>	<b>442</b>	<b>1197</b>	<b>.369</b>	<b>390</b>	<b>563</b>	<b>.693</b>			<b>1199</b>	<b>191</b>	<b>658-26</b>			<b>1274</b>	<b>7.3</b>

**PLAYOFF RECORD**

55-56	3	88	12	34	.353	13	18	.722			44	2	15-0			37	12.3
56-57	10	152	28	63	.444	19	29	.655			58	8	48-5			75	7.5
57-58	10	168	12	52	.231	22	33	.667			62	9	32-1			46	4.6
<b>TOTALS</b>	<b>33</b>	<b>408</b>	<b>52</b>	<b>149</b>	<b>.349</b>	<b>54</b>	<b>80</b>	<b>.675</b>			<b>164</b>	<b>19</b>	<b>95-6</b>			<b>158</b>	<b>6.9</b>

**RAMON RIVAS [#45]****6'10" 260 LBS 06/03/66****TEMPLE '88**

>> Transactions: Signed as a free agent on 08/28/88...Contract not renewed after the 1988-89 season.

88-89	28	91	12	31	.387	16	25	.640	9	15	24	3	21-0	4	1	40	1.4
-------	----	----	----	----	------	----	----	------	---	----	----	---	------	---	---	----	-----

Three-Point Field Goals: 0-for-1 (.000).

**BILL ROBERTS [#5]****6'9" 210 LBS 1925****WYOMING**

48-49	26		36	109	.330	9	19	.474				13	34			81	3.1
-------	----	--	----	-----	------	---	----	------	--	--	--	----	----	--	--	----	-----

Also played 2 games for Chicago and 22 games for St. Louis in 1948-49.



YEAR	G	MIN	FGM	FGA	PCT	FTM	FTA	PCT	OFF	DEF	TOT	AST	PF-DQ	ST	BL	PTS	AVG
------	---	-----	-----	-----	-----	-----	-----	-----	-----	-----	-----	-----	-------	----	----	-----	-----

**FRED ROBERTS [#31] 6'10" 220 LBS 08/14/60 BRIGHAM YOUNG '82**

>> Transactions: Traded by the Utah Jazz for a 1987 third round draft choice on 09/25/86...Selected by the Miami Heat in the NBA expansion draft on 06/23/88.

86-87	73	1079	139	270	.515	124	153	.810	54	136	190	62	129-1	22	20	402	5.5
87-88	74	1032	161	330	.488	128	165	.776	60	102	162	81	118-0	16	15	450	6.1
<b>TOTALS</b>	<b>147</b>	<b>2111</b>	<b>300</b>	<b>600</b>	<b>.500</b>	<b>252</b>	<b>318</b>	<b>.792</b>	<b>114</b>	<b>238</b>	<b>352</b>	<b>143</b>	<b>247-1</b>	<b>38</b>	<b>35</b>	<b>852</b>	<b>5.8</b>

Three-Point Field Goals: 1986-87, 0-for-3 (.000); 1987-88, 0-for-6 (.000). Totals: 0-for-9 (.000).

**PLAYOFF RECORD**

86-87	20	265	30	59	.508	31	44	.705	15	18	33	12	47-0	6	3	91	4.6
87-88	15	100	11	21	.524	7	11	.636	8	8	16	3	20-1	3	0	29	1.9
<b>TOTALS</b>	<b>35</b>	<b>365</b>	<b>41</b>	<b>80</b>	<b>.513</b>	<b>38</b>	<b>55</b>	<b>.691</b>	<b>23</b>	<b>26</b>	<b>49</b>	<b>15</b>	<b>67-1</b>	<b>9</b>	<b>3</b>	<b>120</b>	<b>3.4</b>

Three-Point Field Goals: None Attempted.

**RICK ROBEY [#53] 6'10" 235 LBS 01/30/56 KENTUCKY '78**

>> Transactions: Traded by the Indiana Pacers for Billy Knight on 01/16/79 (also played 43 games for Indiana in 1978-79)...Traded with two 1983 second-round draft choices to the Phoenix Suns for Dennis Johnson and 1981 first and third-round draft choices on 06/27/83.

78-79	36	914	182	378	.481	84	103	.816	88	171	259	79	121-3	23	3	448	12.4
79-80	82	1918	379	727	.521	184	269	.684	209	321	530	92	244-2	53	15	942	11.5
80-81	82	1569	298	547	.545	144	251	.574	132	258	390	126	204-0	38	19	740	9.0
81-82	80	1186	185	375	.493	84	157	.535	114	181	295	68	183-2	27	14	454	5.7
82-83	59	855	100	214	.467	45	78	.577	79	140	219	65	131-1	13	8	245	4.2
<b>TOTALS</b>	<b>339</b>	<b>6442</b>	<b>1144</b>	<b>2241</b>	<b>.510</b>	<b>541</b>	<b>858</b>	<b>.631</b>	<b>622</b>	<b>1071</b>	<b>1693</b>	<b>433</b>	<b>883-8</b>	<b>154</b>	<b>59</b>	<b>2829</b>	<b>8.3</b>

Three-Point Field Goals: 1979-80, 0-for-1 (.000); 1980-81, 0-for-1 (.000); 1981-82, 0-for-2 (.000). Totals: 0-for-4 (.000).

**PLAYOFF RECORD**

79-80	9	151	24	53	.453	7	14	.500	13	19	32	10	27-0	7	3	55	6.1
80-81	17	265	35	81	.432	16	35	.457	19	41	60	12	44-0	2	5	86	5.1
81-82	12	122	21	40	.525	13	17	.765	13	16	29	4	27-0	2	2	55	4.6
82-83	5	29	0	4	.000	2	4	.500	3	5	8	1	4-0	0	0	2	0.4
<b>TOTALS</b>	<b>43</b>	<b>567</b>	<b>80</b>	<b>178</b>	<b>.449</b>	<b>38</b>	<b>70</b>	<b>.543</b>	<b>48</b>	<b>81</b>	<b>129</b>	<b>27</b>	<b>102-0</b>	<b>11</b>	<b>10</b>	<b>198</b>	<b>4.6</b>

Three-Point Field Goals: 1979-80, 0-for-1 (.000); 1982-83, 0-for-1 (.000). Totals: 0-for-2 (.000).

**LARRY ROBINSON [#4] 6'5" 180 LBS 01/11/68 CENTENARY '90**

>> Transactions: Signed as a free agent on 10/29/91...Waived on 11/11/91.

91-92	1	6	1	5	.200	0	0	.000	2	0	2	1	3-0	0	0	2	2.0
-------	---	---	---	---	------	---	---	------	---	---	---	---	-----	---	---	---	-----

Three-Point Field Goals: 1991-92, None Attempted.

**RODNEY ROGERS [#54] 6'7" 255 LBS 06/20/71 WAKE FOREST '94**

>> Transactions: Traded by the Phoenix Suns with Tony Delk for Joe Johnson, Milt Palacio, Randy Brown and a 2002 first-round draft choice on 02/20/02...Contract expired and was not renewed and became a free agent on 07/01/02.

01-02	27	626	107	222	.482	35	50	.700	34	73	107	40	78-1	16	12	288	10.7
-------	----	-----	-----	-----	------	----	----	------	----	----	-----	----	------	----	----	-----	------

Three-Point Field Goals: 2001-02, 39-for-95 (.411).

**PLAYOFF RECORD**

01-02	16	394	46	108	.426	31	35	.886	28	60	88	34	42-1	16	7	142	8.9
-------	----	-----	----	-----	------	----	----	------	----	----	----	----	------	----	---	-----	-----

Three-Point Field Goals: 2001-02, 19-for-52 (.365).

**ROY ROGERS, JR. [#99] 6'10" 235 LBS 08/19/73 ALABAMA '96**

>> Transactions: Traded by the Vancouver Grizzlies for Tony Massenburg and a future second-round draft choice on 10/28/97...Traded to the Toronto Raptors with Chauncey Billups, Dee Brown and John Thomas for Kenny Anderson, Zan Tabak and Popeye Jones on 02/18/98.

97-98	9	37	3	8	.375	1	2	.500	0	5	5	1	6-0	2	4	7	0.8
-------	---	----	---	---	------	---	---	------	---	---	---	---	-----	---	---	---	-----

Three-Point Field Goals: 1997-98, None Attempted.

**KEN ROLLINS [#4] 6'0" 168 LBS 09/14/23 KENTUCKY '48**

52-53	43	426	38	115	.330	22	27	.815			45	46	63-1			98	2.3
-------	----	-----	----	-----	------	----	----	------	--	--	----	----	------	--	--	----	-----

**PLAYOFF RECORD**

52-53	6	65	6	15	.400	8	8	1.000			8	7	14-0			20	3.3
-------	---	----	---	----	------	---	---	-------	--	--	---	---	------	--	--	----	-----



YEAR	G	MIN	FGM	FGA	PCT	FTM	FTA	PCT	OFF	DEF	TOT	AST	PF-DQ	ST	BL	PTS	AVG
------	---	-----	-----	-----	-----	-----	-----	-----	-----	-----	-----	-----	-------	----	----	-----	-----

**CURTIS ROWE [#41] 6'7" 225 LBS 07/02/49 UCLA '71**

>> Transactions: Traded by the Detroit Pistons in a three-way deal, in which Paul Silas was traded to the Denver Nuggets, and Ralph Simpson was traded by Denver to Detroit on 10/20/76...Contract was not renewed after the 1978-79 season.

76-77	79	2190	315	632	.498	170	240	.708	188	375	563	107	215-3	24	47	800	10.1
77-78	51	911	123	273	.451	66	89	.742	74	129	203	45	94-1	14	8	312	6.1
78-79	53	1222	151	346	.436	52	75	.693	79	163	242	69	105-2	15	13	354	6.7
<b>TOTALS</b>	<b>183</b>	<b>4323</b>	<b>589</b>	<b>1251</b>	<b>.471</b>	<b>288</b>	<b>404</b>	<b>.714</b>	<b>341</b>	<b>667</b>	<b>1308</b>	<b>221</b>	<b>414-6</b>	<b>53</b>	<b>68</b>	<b>1466</b>	<b>8.0</b>

**PLAYOFF RECORD**

76-77	9	237	32	68	.471	22	29	.759	29	45	72	10	29-1	1	4	86	9.9
-------	---	-----	----	----	------	----	----	------	----	----	----	----	------	---	---	----	-----

**BILL RUSSELL [#6] 6'10" 220 LBS 02/12/34 SAN FRANCISCO '56**

>> Transactions: Selected by the St. Louis Hawks in the first round (3<sup>rd</sup> pick overall) in 1956...Draft rights were traded for Ed Macauley and the draft rights to Cliff Hagan on 04/29/56...Retired in 1969.

56-57	48	1695	277	649	.427	152	309	.492			943	88	143-2			706	14.7
57-58	69	2640	456	1032	.442	230	443	.519			1564	202	181-2			1142	16.6
58-59	70	2979	456	997	.457	256	428	.598			1612	222	161-3			1168	16.7
59-60	74	3146	555	1189	.467	240	392	.612			1778	277	210-0			1350	18.2
60-61	78	3458	532	1250	.426	258	469	.550			1868	268	155-0			1322	16.9
61-62	76	3433	575	1258	.457	286	481	.594			1790	341	207-3			1436	18.9
62-63	78	3500	511	1182	.432	287	517	.555			1843	348	189-1			1309	16.8
63-64	78	3482	466	1077	.433	236	429	.550			1930	370	190-0			1168	15.0
64-65	78	3466	429	980	.438	244	426	.573			1878	410	204-1			1102	14.1
65-66	78	3386	391	943	.415	223	405	.551			1779	371	221-4			1005	12.9
66-67	81	3297	395	870	.454	285	467	.610			1700	472	258-4			1075	13.4
67-68	78	2953	365	858	.425	247	460	.537			1451	357	242-2			977	12.5
68-69	77	3291	279	645	.433	204	388	.526			1484	374	231-2			762	9.9
<b>TOTALS</b>	<b>963</b>	<b>40726</b>	<b>5687</b>	<b>12930</b>	<b>.440</b>	<b>3148</b>	<b>5614</b>	<b>.561</b>			<b>21620</b>	<b>4100</b>	<b>2592-24</b>			<b>14522</b>	<b>15.1</b>

**PLAYOFF RECORD**

56-57	10	409	54	148	.365	31	61	.508			244	32	41-1			139	13.9
57-58	9	355	48	133	.361	40	66	.606			221	24	24-0			136	15.1
58-59	11	496	65	159	.409	41	67	.612			305	40	28-1			171	15.5
59-60	13	572	94	206	.456	53	75	.707			336	38	38-1			241	18.5
60-61	10	462	73	171	.427	45	86	.523			299	48	24-0			191	19.1
61-62	14	672	116	253	.458	82	113	.726			370	70	49-0			314	22.4
62-63	13	617	96	212	.453	72	109	.661			326	66	36-0			264	20.3
63-64	10	451	47	132	.356	37	67	.552			272	44	33-0			131	13.1
64-65	12	561	79	150	.527	40	76	.526			302	76	43-2			193	16.5
65-66	17	814	124	261	.475	76	123	.618			428	85	60-0			324	19.1
66-67	9	390	31	86	.360	33	52	.635			198	50	32-1			95	10.6
67-68	19	869	99	242	.409	76	130	.585			434	99	73-1			274	14.4
68-69	18	829	77	182	.423	41	81	.506			369	98	65-1			195	10.8
<b>TOTALS</b>	<b>165</b>	<b>7497</b>	<b>1003</b>	<b>2335</b>	<b>.430</b>	<b>667</b>	<b>1106</b>	<b>.603</b>			<b>4104</b>	<b>770</b>	<b>546-8</b>			<b>2673</b>	<b>16.2</b>

**ED SADOWSKI [#22] 6'5" 240 LBS 07/11/17 D: 09/18/90 SETON HALL '40**

47-48	47		308	953	.323	294	422	.697				74	182			910	19.4
-------	----	--	-----	-----	------	-----	-----	------	--	--	--	----	-----	--	--	-----	------

**PLAYOFF RECORD**

47-48	3		19	55	.345	23	38	.605				6	17			61	20.3
-------	---	--	----	----	------	----	----	------	--	--	--	---	----	--	--	----	------

**KENNY SAILORS [#13] 5'10" 176 LBS 01/14/22 WYOMING '46**

50-51

Also played for Baltimore in 1950-51. Games played with Boston were not recorded.

**FRANKIE SANDERS [#45] 6'6" 200 LBS 01/23/57 SOUTHERN CAL '78**

>> Transactions: Signed as a free agent on 01/19/79 (also played 22 games for San Antonio in 1978-79)...Completed contract and signed by the Indiana Pacers as a veteran free agent on 07/11/79 (Celtics received a future draft choice as compensation).

78-79	24	216	55	119	.462	22	27	.815	22	29	51	17	25-0	7	3	132	5.5
-------	----	-----	----	-----	------	----	----	------	----	----	----	----	------	---	---	-----	-----



YEAR	G	MIN	FGM	FGA	PCT	FTM	FTA	PCT	OFF	DEF	TOT	AST	PF-DQ	ST	BL	PTS	AVG
------	---	-----	-----	-----	-----	-----	-----	-----	-----	-----	-----	-----	-------	----	----	-----	-----

**TOM SANDERS [#16] 6'6" 210 LBS 11/08/38 NEW YORK UNIVERSITY '60**

>> Transactions: First round draft choice (8<sup>th</sup> pick overall) in 1960...Retired in 1973.

60-61	68	1084	148	352	.420	67	100	.670			385	44	131-1			363	5.3
61-62	80	2325	350	804	.435	197	263	.749			762	74	279-9			897	11.2
62-63	80	2148	339	744	.456	186	252	.738			576	95	262-5			864	10.8
63-64	80	2370	349	836	.417	213	280	.761			667	102	277-6			911	11.4
64-65	80	2459	374	871	.429	193	259	.745			661	92	318-15			941	11.8
65-66	72	1896	349	816	.428	211	276	.764			508	90	317-19			909	12.6
66-67	81	1926	323	755	.428	178	218	.817			439	91	304-6			824	10.2
67-68	78	1981	296	691	.428	200	255	.784			454	100	300-12			792	10.2
68-69	82	2184	364	847	.430	187	255	.733			574	110	293-3			915	11.2
69-70	57	1616	246	555	.443	161	183	.880			314	92	199-5			653	11.5
70-71	17	121	16	44	.364	7	8	.875			17	11	25-0			39	2.3
71-72	82	1631	215	524	.410	111	136	.816			353	98	257-7			541	6.6
72-73	59	423	47	149	.315	23	35	.657			88	27	82-0			117	2.0
<b>TOTALS</b>	<b>916</b>	<b>22164</b>	<b>3416</b>	<b>7988</b>	<b>.428</b>	<b>1934</b>	<b>2520</b>	<b>.767</b>			<b>5798</b>	<b>1026</b>	<b>3044-94</b>			<b>8766</b>	<b>9.6</b>

**PLAYOFF RECORD**

60-61	10	216	37	75	.493	15	24	.625			84	7	42-2			89	8.9
61-62	14	439	56	130	.431	29	36	.806			115	14	65-4			141	10.1
62-63	13	387	52	119	.437	24	31	.774			96	19	61-4			128	9.8
63-64	10	292	34	94	.362	23	34	.676			71	6	45-5			91	9.1
64-65	12	365	64	152	.421	31	43	.721			102	19	58-4			159	13.3
65-66	17	500	97	201	.483	36	48	.750			110	27	70-2			230	13.5
66-67	9	144	21	61	.344	2	5	.400			43	5	31-1			44	4.9
67-68	14	289	50	99	.505	16	21	.762			63	12	53-4			116	8.3
68-69	15	197	32	73	.438	23	31	.742			48	7	40-0			87	5.8
71-72	11	186	17	53	.321	13	21	.619			26	10	36-0			47	4.3
72-73	5	24	5	9	.556	0	2	.000			5	1	7-0			10	2.0
<b>TOTALS</b>	<b>130</b>	<b>3039</b>	<b>465</b>	<b>1066</b>	<b>.436</b>	<b>212</b>	<b>296</b>	<b>.716</b>			<b>763</b>	<b>127</b>	<b>508-26</b>			<b>1142</b>	<b>8.8</b>

**WOODROW SAULDSBERRY [#18] 6'7" 230 LBS 07/11/34 TEXAS SOUTHERN '57**

>> Transactions: Signed as a free agent on 12/13/65...Completed contract after the 1965-66 season.

65-66	39	530	80	249	.321	11	22	.500			142	15	94-0			171	4.4
-------	----	-----	----	-----	------	----	----	------	--	--	-----	----	------	--	--	-----	-----

**FRED SAUNDERS [#20] 6'7" 210 LBS 06/13/51 SYRACUSE '74**

>> Transactions: Signed as a free agent on 05/27/76...Traded to the New Orleans Jazz for a future draft choice on 02/01/78.

76-77	68	1051	184	395	.466	35	53	.660	73	150	223	85	191-3	26	7	403	5.9
77-78	26	243	30	91	.330	14	17	.824	11	26	37	11	34-0	7	4	74	2.8
<b>TOTALS</b>	<b>94</b>	<b>1294</b>	<b>214</b>	<b>486</b>	<b>.440</b>	<b>49</b>	<b>70</b>	<b>.700</b>	<b>84</b>	<b>176</b>	<b>260</b>	<b>96</b>	<b>225-3</b>	<b>33</b>	<b>11</b>	<b>477</b>	<b>5.1</b>

**PLAYOFF RECORD**

76-77	9	66	12	33	.364	5	6	.833	1	8	9	5	21-0	1	0	29	3.2
-------	---	----	----	----	------	---	---	------	---	---	---	---	------	---	---	----	-----

**DWAYNE SCHINTZIUS [#55] 7'2" 285 LBS 10/14/68 FLORIDA '90**

>> Transactions: Signed as a free agent on 01/21/99...Traded with Popeye Jones and Ron Mercer to the Denver Nuggets for Danny Fortson, Eric Williams, Eric Washington and a first-round draft choice on 08/03/99.

98-99	16	67	4	16	.250	3	4	.750	7	12	19	8	17-0	0	3	11	0.7
-------	----	----	---	----	------	---	---	------	---	----	----	---	------	---	---	----	-----

Three-Point Field Goals: 1998-99, None Attempted.

**FRED SCOLARI [#24] 5'10" 180 LBS 03/01/22 D: 10/23/02 SAN FRANCISCO '43**

54-55	59	619	76	249	.305	39	49	.796			77	93	76-0			191	3.2
-------	----	-----	----	-----	------	----	----	------	--	--	----	----	------	--	--	-----	-----

**PLAYOFF RECORD**

54-55	5	29	4	15	.267	4	5	.800			5	3	7-0			12	2.4
-------	---	----	---	----	------	---	---	------	--	--	---	---	-----	--	--	----	-----



**YEAR G MIN FGM FGA PCT FTM FTA PCT OFF DEF TOT AST PF-DQ ST BL PTS AVG**

**CHARLIE SCOTT [#11] 6'6" 175 LBS 12/15/48 NORTH CAROLINA '70**

>> Transactions: Seventh round draft choice (106<sup>th</sup> pick overall) in 1970...Playing rights transferred to the Phoenix Suns for future considerations on 03/14/72...Traded by Phoenix for Paul Westphal and future draft choices on 05/23/75...Traded to the Los Angeles Lakers for Kermit Washington, Don Chaney and future considerations on 12/27/77 (also played 48 games for Los Angeles in 1977-78).

75-76	82	2913	588	1309	.449	267	335	.797	106	252	358	341	356-17	103	24	1443	17.6
76-77	43	1581	326	734	.444	129	173	.746	52	139	191	196	155-3	60	12	781	18.2
77-78	31	1080	210	485	.433	84	118	.712	24	77	101	143	97-2	51	6	504	16.3
<b>TOTALS</b>	<b>156</b>	<b>5574</b>	<b>1124</b>	<b>2528</b>	<b>.445</b>	<b>480</b>	<b>626</b>	<b>.767</b>	<b>182</b>	<b>468</b>	<b>650</b>	<b>680</b>	<b>608-22</b>	<b>214</b>	<b>42</b>	<b>2728</b>	<b>17.5</b>

**PLAYOFF RECORD**

75-76	18	632	111	284	.391	55	72	.764	23	53	76	71	97-11	21	8	277	15.4
76-77	9	338	52	128	.406	44	52	.846	15	23	38	38	41-3	13	2	148	16.4
<b>TOTALS</b>	<b>27</b>	<b>970</b>	<b>163</b>	<b>412</b>	<b>.396</b>	<b>99</b>	<b>124</b>	<b>.798</b>	<b>38</b>	<b>76</b>	<b>114</b>	<b>109</b>	<b>138-14</b>	<b>34</b>	<b>10</b>	<b>425</b>	<b>15.7</b>

**ED SEARCY [#32] 6'6" 210 LBS 04/17/52 ST. JOHN'S '74**

75-76	4	12	2	6	.333	2	2	1.000	0	0	0	1	4-0	0	0	6	1.5
-------	---	----	---	---	------	---	---	-------	---	---	---	---	-----	---	---	---	-----

**JIM SEMINOFF [#15] 6'2" 210 LBS 09/01/22 D: 06/12/01 SOUTHERN CALIFORNIA**

48-49	58		153	487	.314	151	219	.689				229	195			457	7.9
49-50	65		85	283	.300	142	188	.755				249	154			312	4.8
<b>TOTALS</b>	<b>123</b>		<b>238</b>	<b>770</b>	<b>.309</b>	<b>293</b>	<b>407</b>	<b>.720</b>				<b>478</b>	<b>349</b>			<b>769</b>	<b>6.3</b>

**EARL SHANNON 5'11" 170 LBS 11/23/21 D: 07/08/02 RHODE ISLAND**

48-49	5		2	11	.182	1	4	.250				4	2			5	1.0
-------	---	--	---	----	------	---	---	------	--	--	--	---	---	--	--	---	-----

Also played 27 games for Providence in 1948-49.

**HOWARD SHANNON [#8] 6'3" 185 LBS 06/10/23 D: 1995 KANSAS STATE '48**

49-50	67		222	646	.344	143	182	.786				174	148			587	8.8
-------	----	--	-----	-----	------	-----	-----	------	--	--	--	-----	-----	--	--	-----	-----

**BILL SHARMAN [#21] 6'1" 190 LBS 05/25/26 SOUTHERN CALIFORNIA '50**

>> Transactions: Traded by the Fort Wayne Pistons with Bob Brannum for the rights to Charlie Share in 1951...Retired in 1961.

51-52	63	1389	244	628	.389	183	213	.859			221	151	181-3			671	10.7
52-53	71	2333	403	925	.436	341	401	.850			288	191	240-7			1147	16.2
53-54	72	2467	412	915	.450	331	392	.844			255	229	211-4			1155	16.0
54-55	68	2453	453	1062	.427	347	387	.897			302	280	212-2			1253	18.4
55-56	72	2698	538	1229	.438	358	413	.867			259	339	197-1			1434	19.9
56-57	67	2403	516	1241	.416	381	421	.905			286	236	188-1			1413	21.1
57-58	63	2214	550	1297	.424	302	338	.893			295	167	156-3			1402	22.3
58-59	72	2382	562	1377	.408	342	367	.932			292	179	173-1			1466	20.4
59-60	71	1916	559	1225	.456	252	291	.866			262	144	154-2			1370	19.3
60-61	61	1538	383	908	.422	210	228	.921			223	146	127-0			976	16.0
<b>TOTALS</b>	<b>680</b>	<b>21793</b>	<b>4620</b>	<b>10807</b>	<b>.428</b>	<b>3047</b>	<b>3451</b>	<b>.883</b>			<b>2683</b>	<b>2062</b>	<b>1839-24</b>			<b>12287</b>	<b>18.1</b>

**PLAYOFF RECORD**

51-52	1	27	7	12	.583	1	1	1.000			3	7	4-0			15	15.0
52-53	6	201	20	60	.333	30	32	.938			15	15	26-1			70	11.7
53-54	6	206	35	81	.432	43	50	.860			25	10	29-2			113	18.8
54-55	7	290	55	110	.500	35	38	.921			38	38	24-1			145	20.7
55-56	3	119	18	46	.391	16	17	.941			7	12	7-0			52	17.3
56-57	10	377	75	197	.381	61	64	.953			35	29	23-1			211	21.1
57-58	11	406	90	221	.407	52	56	.929			54	25	28-0			232	21.1
58-59	11	322	82	193	.425	57	59	.966			36	28	35-0			221	20.1
59-60	13	364	88	200	.421	43	53	.811			45	20	22-1			219	16.8
60-61	10	261	68	133	.511	32	36	.889			27	17	22-0			168	16.8
<b>TOTALS</b>	<b>78</b>	<b>2573</b>	<b>538</b>	<b>1262</b>	<b>.426</b>	<b>370</b>	<b>406</b>	<b>.911</b>			<b>285</b>	<b>201</b>	<b>220-6</b>			<b>1446</b>	<b>18.5</b>



YEAR	G	MIN	FGM	FGA	PCT	FTM	FTA	PCT	OFF	DEF	TOT	AST	PF-DQ	ST	BL	PTS	AVG
------	---	-----	-----	-----	-----	-----	-----	-----	-----	-----	-----	-----	-------	----	----	-----	-----

### BRIAN SHAW [#20] 6'6" 190 LBS 03/22/66 CAL-SANTA BARBARA '88

>> Transactions: First round draft choice (24<sup>th</sup> pick overall) in 1988...Traded to the Miami Heat for Sherman Douglas on 01/10/92 (also played 46 games for Miami in 1991-92).

88-89	82	2301	297	686	.433	109	132	.826	119	257	376	472	211-1	78	27	703	8.6
90-91	79	2772	442	942	.469	204	249	.819	104	266	370	602	206-1	105	34	1091	13.8
91-92	17	436	70	164	.427	35	40	.875	11	58	69	89	29-0	12	10	175	10.3
<b>TOTALS</b>	<b>178</b>	<b>5509</b>	<b>809</b>	<b>1792</b>	<b>.451</b>	<b>348</b>	<b>421</b>	<b>.827</b>	<b>234</b>	<b>581</b>	<b>815</b>	<b>1163</b>	<b>446-2</b>	<b>195</b>	<b>71</b>	<b>1969</b>	<b>11.1</b>

Three-Point Field Goals: 1988-89, 0-for-13 (.000); 1990-91, 3-for-27 (.111); 1991-92, 0-for-7 (.000); Totals: 3-for-47 (.111).

#### PLAYOFF RECORD

88-89	3	124	22	43	.512	7	9	.778	2	15	17	19	11-0	3	0	51	17.0
90-91	11	316	47	100	.470	26	30	.867	8	30	38	51	34-0	10	1	121	11.0
<b>TOTALS</b>	<b>14</b>	<b>440</b>	<b>69</b>	<b>143</b>	<b>.483</b>	<b>33</b>	<b>39</b>	<b>.846</b>	<b>10</b>	<b>45</b>	<b>55</b>	<b>70</b>	<b>45-0</b>	<b>13</b>	<b>1</b>	<b>172</b>	<b>12.3</b>

Three-Point Field Goals: 1988-89, 0-for-1 (.000); 1990-91, 1-for-3 (.333); Totals: 1-for-4 (.250).

### JERRY SICHTING [#12] 6'1" 180 LBS 11/29/56 PURDUE '79

>> Transactions: Traded by the Indiana Pacers for a 1990 second-round draft choice on 10/03/85...Traded to the Portland Trail Blazers with future considerations for Jim Paxson on 02/23/88 (also played 28 games for Portland in 1987-88).

85-86	82	1596	235	412	.570	61	66	.924	27	77	104	188	118-0	50	0	537	6.5
86-87	78	1566	202	398	.508	37	42	.881	22	69	91	187	124-0	40	1	448	5.7
87-88	24	370	44	82	.537	8	12	.667	5	16	21	60	30-0	14	0	98	4.1
<b>TOTALS</b>	<b>184</b>	<b>3532</b>	<b>481</b>	<b>892</b>	<b>.539</b>	<b>106</b>	<b>120</b>	<b>.883</b>	<b>54</b>	<b>162</b>	<b>216</b>	<b>435</b>	<b>272-0</b>	<b>104</b>	<b>1</b>	<b>1083</b>	<b>5.9</b>

Three-Point Field Goals: 1985-86, 6-for-16 (.375); 1986-87, 7-for-26 (.269); 1987-88, 2-for-8 (.250); Totals: 15-for-50 (.300).

#### PLAYOFF RECORD

85-86	18	274	27	61	.443	3	7	.429	5	11	16	40	18-0	5	0	57	3.2
86-87	23	338	35	82	.427	8	10	.800	5	15	20	33	36-0	9	0	79	3.4
<b>TOTALS</b>	<b>41</b>	<b>612</b>	<b>62</b>	<b>143</b>	<b>.434</b>	<b>11</b>	<b>17</b>	<b>.647</b>	<b>10</b>	<b>26</b>	<b>36</b>	<b>73</b>	<b>54-0</b>	<b>14</b>	<b>0</b>	<b>136</b>	<b>3.3</b>

Three-Point Field Goals: 1985-86, 0-for-1 (.000); 1986-87, 1-for-6 (.167); Totals: 1-for-7 (.143).

### LARRY SIEGFRIED [#20] 6'3" 192 LBS 05/22/39 OHIO STATE '61

>> Transactions: Signed as a free agent on 10/14/63...Selected by the Portland Trail Blazers in the NBA expansion draft on 05/11/70.

63-64	31	261	35	110	.318	31	39	.795			51	40	33-0			101	3.3
64-65	72	996	173	417	.415	109	140	.779			134	119	108-1			455	6.3
65-66	71	1675	349	825	.423	274	311	.881			196	165	157-1			972	13.7
66-67	73	1891	368	833	.442	294	347	.847			228	250	207-1			1030	14.1
67-68	62	1937	261	629	.415	236	272	.868			215	289	194-2			758	12.2
68-69	79	2560	392	1031	.380	336	389	.864			282	370	222-0			1120	14.2
69-70	78	2081	382	902	.424	220	257	.856			212	299	187-2			984	12.6
<b>TOTALS</b>	<b>466</b>	<b>11401</b>	<b>1960</b>	<b>4747</b>	<b>.413</b>	<b>1500</b>	<b>1755</b>	<b>.855</b>			<b>1318</b>	<b>1532</b>	<b>1108-7</b>			<b>5420</b>	<b>11.6</b>

#### PLAYOFF RECORD

63-64	4	24	2	6	.333	3	6	.500			4	1	4-0			7	1.8
64-65	12	163	30	79	.380	24	28	.857			25	21	25-0			84	7.0
65-66	17	452	81	193	.420	62	75	.827			42	41	52-0			224	13.2
66-67	9	260	38	102	.373	35	43	.814			40	44	33-1			111	12.3
67-68	19	535	78	201	.288	77	85	.906			50	56	75-3			233	12.2
68-69	18	392	72	172	.419	55	70	.786			38	46	60-1			199	11.1
<b>TOTALS</b>	<b>79</b>	<b>1826</b>	<b>301</b>	<b>753</b>	<b>.400</b>	<b>256</b>	<b>307</b>	<b>.834</b>			<b>199</b>	<b>209</b>	<b>249-5</b>			<b>858</b>	<b>10.9</b>

### PAUL SILAS [#35] 6'7" 220 LBS 07/12/43 CREIGHTON '64

>> Transactions: Traded by the Phoenix Suns (on 09/19/72), to complete a deal in which Phoenix acquired the draft rights to Charlie Scott (on 03/14/72)...Traded to the Denver Nuggets in a three-way deal in which Curtis Rowe was traded by the Detroit Pistons to Boston, and Ralph Simpson was traded by Denver to Detroit on 10/20/76.

72-73	80	2618	400	851	.470	266	380	.700			1039	251	197-1			1066	13.3
73-74	82	2599	340	772	.440	264	337	.783	334	581	915	186	246-3	63	20	944	11.5
74-75	82	2661	312	749	.417	244	344	.709	348	677	1025	224	229-3	60	22	868	10.6
75-76	81	2662	315	740	.426	236	333	.709	365	660	1025	203	227-3	56	33	866	10.7
<b>TOTALS</b>	<b>325</b>	<b>10540</b>	<b>1367</b>	<b>3112</b>	<b>.439</b>	<b>1010</b>	<b>1394</b>	<b>.725</b>	<b>1047</b>	<b>1918</b>	<b>4004</b>	<b>864</b>	<b>899-10</b>	<b>179</b>	<b>75</b>	<b>3744</b>	<b>11.5</b>

#### PLAYOFF RECORD

72-73	13	512	47	120	.392	31	50	.620			196	39	39-0			125	9.6
73-74	18	574	50	126	.397	44	53	.830	53	138	191	47	51-2	13	9	144	8.0
74-75	11	405	42	92	.457	16	25	.640	46	84	130	40	45-1	12	2	100	9.1
75-76	18	741	69	154	.448	56	69	.812	78	168	246	42	67-1	24	6	194	10.8
<b>TOTALS</b>	<b>60</b>	<b>2232</b>	<b>208</b>	<b>492</b>	<b>.423</b>	<b>147</b>	<b>197</b>	<b>.746</b>	<b>177</b>	<b>390</b>	<b>763</b>	<b>168</b>	<b>202-4</b>	<b>49</b>	<b>17</b>	<b>563</b>	<b>9.4</b>



YEAR	G	MIN	FGM	FGA	PCT	FTM	FTA	PCT	OFF	DEF	TOT	AST	PF-DQ	ST	BL	PTS	AVG
------	---	-----	-----	-----	-----	-----	-----	-----	-----	-----	-----	-----	-------	----	----	-----	-----

**CONNIE SIMMONS [#10]**      **6'8"**      **225 LBS**      **03/15/25 D: 04/15/89**      **NO COLLEGE**

46-47	60		246	768	.320	128	189	.667				62	130			620	10.3
47-48	32		108	366	.295	32	54	.593				17	82			248	7.8
<b>TOTALS</b>	<b>92</b>		<b>354</b>	<b>1134</b>	<b>.312</b>	<b>160</b>	<b>243</b>	<b>.658</b>				<b>79</b>	<b>212</b>			<b>868</b>	<b>9.4</b>

Also played 13 games for Baltimore in 1947-48.

**JOHN SIMMONS [#6]**      **6'1"**      **184 LBS**      **07/07/24**      **NEW YORK UNIVERSITY**

46-47	60		120	429	.280	78	127	.614				29	78			318	5.3
-------	----	--	-----	-----	------	----	-----	------	--	--	--	----	----	--	--	-----	-----

**CHARLES SMITH [#13]**      **6'1"**      **160 LBS**      **11/29/67**      **GEORGETOWN '89**

&gt;&gt; Transactions: Signed as a free agent on 09/27/89...Waived on 12/05/90...Re-signed on 03/04/91 to the first of two consecutive ten-day contracts that expired on 03/24/91.

89-90	60	519	59	133	.444	53	76	.697	14	55	69	103	75-0	35	3	171	2.9
90-91	5	30	3	7	.429	3	5	.600	0	2	2	6	7-0	1	0	9	1.8
<b>TOTALS</b>	<b>65</b>	<b>549</b>	<b>62</b>	<b>140</b>	<b>.443</b>	<b>56</b>	<b>81</b>	<b>.691</b>	<b>14</b>	<b>57</b>	<b>71</b>	<b>109</b>	<b>82-0</b>	<b>36</b>	<b>3</b>	<b>180</b>	<b>2.8</b>

Three-Point Field Goals: 1989-90, 0-for-7 (.000); 1990-91, None Attempted. Totals: 0-for-7 (.000).

**PLAYOFF RECORD**

89-90	3	9	1	2	.500	0	0	.000	1	0	1	3	0-0	1	0	2	0.7
-------	---	---	---	---	------	---	---	------	---	---	---	---	-----	---	---	---	-----

Three-Point Field Goals: None Attempted.

**DEREK SMITH [#43]**      **6'6"**      **218 LBS**      **11/01/61 D: 08/09/96**      **LOUISVILLE '82**

&gt;&gt; Transactions: Signed as an unrestricted free agent on 12/22/90.

90-91	2	16	1	4	.250	3	4	.750	0	0	0	5	3-0	1	1	5	2.5
-------	---	----	---	---	------	---	---	------	---	---	---	---	-----	---	---	---	-----

Three-Point Field Goals: 1990-91, 0-for-1 (.000).

**PLAYOFF RECORD**

90-91	10	86	9	21	.429	11	14	.786	2	7	9	5	20-0	3	1	29	2.9
-------	----	----	---	----	------	----	----	------	---	---	---	---	------	---	---	----	-----

Three-Point Field Goals: 1990-91, 0-for-1 (.000).

**DOUG SMITH [#34]**      **6'10"**      **220 LBS**      **09/17/69**      **MISSOURI '91**

&gt;&gt; Transactions: Signed as an unrestricted free agent on 10/04/95...Waived on 07/30/96.

95-96	17	92	14	39	.359	5	8	.625	12	10	22	4	21-0	3	0	33	1.9
-------	----	----	----	----	------	---	---	------	----	----	----	---	------	---	---	----	-----

Three-Point Field Goals: 1995-96, None Attempted.

**GARFIELD SMITH [#33]**      **6'9"**      **235 LBS**      **11/18/45**      **KENTUCKY '68**

>> Transactions: Third round draft choice (32<sup>nd</sup> pick overall) in 1968.

70-71	37	281	42	116	.362	22	56	.393			95	9	53-0			106	2.9
71-72	26	134	28	66	.424	6	31	.194			37	8	22-0			62	2.4
<b>TOTALS</b>	<b>63</b>	<b>415</b>	<b>70</b>	<b>182</b>	<b>.390</b>	<b>28</b>	<b>87</b>	<b>.322</b>			<b>132</b>	<b>17</b>	<b>75-0</b>			<b>168</b>	<b>2.7</b>

**PLAYOFF RECORD**

71-72	4	6	1	5	.200	0	3	.000			1	0	1-0			2	0.5
-------	---	---	---	---	------	---	---	------	--	--	---	---	-----	--	--	---	-----

**MICHAEL SMITH [#11]**      **6'10"**      **225 LBS**      **05/19/65**      **BRIGHAM YOUNG '89**

>> Transactions: First round draft choice (13<sup>th</sup> pick overall) in 1989.

89-90	65	620	136	286	.476	53	64	.828	40	60	100	79	51-0	9	1	327	5.0
90-91	47	389	95	200	.475	22	27	.815	21	35	56	43	27-0	6	2	218	4.6
<b>TOTALS</b>	<b>112</b>	<b>1009</b>	<b>231</b>	<b>486</b>	<b>.475</b>	<b>75</b>	<b>91</b>	<b>.824</b>	<b>61</b>	<b>95</b>	<b>156</b>	<b>122</b>	<b>78-0</b>	<b>15</b>	<b>3</b>	<b>545</b>	<b>4.9</b>

Three-Point Field Goals: 1989-90, 2-for-28 (.071); 1990-91, 6-for-24 (.250). Totals: 8-for-52 (.154).

**PLAYOFF RECORD**

89-90	4	16	5	8	.625	7	7	1.000	0	0	0	0	1-0	1	0	17	4.3
90-91	2	6	1	2	.500	0	0	.000	0	0	0	1	2-0	0	0	2	1.0
<b>TOTALS</b>	<b>6</b>	<b>22</b>	<b>6</b>	<b>10</b>	<b>.600</b>	<b>7</b>	<b>7</b>	<b>1.000</b>	<b>0</b>	<b>0</b>	<b>0</b>	<b>1</b>	<b>3-0</b>	<b>1</b>	<b>0</b>	<b>19</b>	<b>3.2</b>

Three-Point Field Goals: 1989-90, 0-for-2 (.000); 1990-91, 0-for-1 (.000); Totals: 0-for-3 (.000).



YEAR	G	MIN	FGM	FGA	PCT	FTM	FTA	PCT	OFF	DEF	TOT	AST	PF-DQ	ST	BL	PTS	AVG
------	---	-----	-----	-----	-----	-----	-----	-----	-----	-----	-----	-----	-------	----	----	-----	-----

<b>ART SPECTOR [#12]</b>			<b>6'4"</b>		<b>200 LBS</b>		<b>10/17/20</b>		<b>D: 06/18/87</b>		<b>VILLANOVA</b>						
46-47	55		123	460	.267	88	150	.587				46	130			329	6.0
47-48	48		67	243	.276	60	92	.652				17	106			194	4.0
48-49	59		130	434	.300	64	116	.552				77	111			324	5.5
49-50	7		2	12	.167	1	4	.250				3	4			5	0.7
<b>TOTALS</b>	<b>169</b>		<b>322</b>	<b>1149</b>	<b>.280</b>	<b>208</b>	<b>362</b>	<b>.575</b>				<b>143</b>	<b>351</b>			<b>852</b>	<b>5.0</b>

<b>PLAYOFF RECORD</b>											
47-48	3	2	9	.222	2	4	.500	0	9	6	2.0

<b>KEVIN STACOM [#27]</b>			<b>6'4"</b>		<b>185 LBS</b>		<b>09/04/51</b>		<b>PROVIDENCE '74</b>						
---------------------------	--	--	-------------	--	----------------	--	-----------------	--	-----------------------	--	--	--	--	--	--

>> Transactions: Second round draft choice (35<sup>th</sup> pick overall) in 1974...Waived on 11/23/77...Re-signed on 12/08/77...Completed contract and signed by the Indiana Pacers as a veteran free agent on 07/28/78 (Boston received a draft choice as compensation)...Sold by Indiana to Boston on 02/09/79 (also played 44 games for Indiana in 1978-79).

74-75	61	447	72	199	.453	29	33	.879	30	25	55	49	65-0	11	3	173	2.8
75-76	77	1114	170	387	.439	68	91	.747	62	99	161	128	117-0	23	5	408	5.3
76-77	79	1051	179	438	.409	46	58	.793	40	57	97	117	65-0	19	3	404	5.1
77-78	55	1006	206	484	.426	54	71	.761	26	80	106	111	60-0	28	3	466	8.5
78-79	24	260	52	133	.391	13	19	.684	10	14	24	35	18-0	15	0	117	4.9
<b>TOTALS</b>	<b>296</b>	<b>3878</b>	<b>679</b>	<b>1601</b>	<b>.424</b>	<b>210</b>	<b>272</b>	<b>.772</b>	<b>168</b>	<b>275</b>	<b>443</b>	<b>440</b>	<b>325-0</b>	<b>96</b>	<b>14</b>	<b>1568</b>	<b>5.3</b>

<b>PLAYOFF RECORD</b>																	
74-75	4	7	0	2	.000	0	0	.000	0	0	0	1	0-0	0	0	0	0.0
75-76	17	195	13	45	.289	8	11	.727	9	8	17	16	21-0	5	0	34	2.0
76-77	5	25	3	6	.500	1	1	1.000	0	2	2	4	3-0	0	0	7	1.4
<b>TOTALS</b>	<b>26</b>	<b>227</b>	<b>16</b>	<b>53</b>	<b>.302</b>	<b>9</b>	<b>12</b>	<b>.750</b>	<b>9</b>	<b>10</b>	<b>19</b>	<b>21</b>	<b>24-0</b>	<b>5</b>	<b>0</b>	<b>41</b>	<b>1.6</b>

<b>ED STANCZAK [#19, #21]</b>			<b>6'1"</b>		<b>185 LBS</b>		<b>08/15/21</b>		<b>D: 05/30/04</b>		<b>NO COLLEGE</b>						
-------------------------------	--	--	-------------	--	----------------	--	-----------------	--	--------------------	--	-------------------	--	--	--	--	--	--

50-51	17		11	48	.229	35	45	.814			34	6	6-0			57	3.4
-------	----	--	----	----	------	----	----	------	--	--	----	---	-----	--	--	----	-----

<b>MICHAEL STEWART [#5]</b>			<b>6'10"</b>		<b>230 LBS</b>		<b>04/24/75</b>		<b>CALIFORNIA '97</b>						
-----------------------------	--	--	--------------	--	----------------	--	-----------------	--	-----------------------	--	--	--	--	--	--

>> Transactions: Traded by the Cleveland Cavaliers with Ricky Davis, Chris Mihm and a second round draft choice for Tony Battie, Kedrick Brown and Eric Williams on 12/15/03...Traded to the Atlanta Hawks with Tom Gugliotta, Gary Payton and first round draft choice for Antoine Walker on 02/24/05.

03-04	17	71	2	5	.400	1	2	.500	3	8	11	0	13-0	1	2	5	0.3
-------	----	----	---	---	------	---	---	------	---	---	----	---	------	---	---	---	-----

Three-Point Field Goals: None Attempted.

<b>PLAYOFF RECORD</b>																	
03-04	1	2	0	0		0	0		0	0	0	0	2-0	0	0	0	0.0

Three-Point Field Goals: None Attempted.

<b>BRYANT STITH [#20]</b>			<b>6'5"</b>		<b>210 LBS</b>		<b>12/10/70</b>		<b>VIRGINIA '92</b>						
---------------------------	--	--	-------------	--	----------------	--	-----------------	--	---------------------	--	--	--	--	--	--

>> Transactions: Traded by the Denver Nuggets with Chris Herren for Robert Pack and Calbert Cheaney on 10/16/00...Completed his contract and was not re-signed becoming a free agent on 07/01/01.

00-01	78	2504	245	611	.401	175	207	.845	65	219	284	168	182-0	93	14	756	9.7
-------	----	------	-----	-----	------	-----	-----	------	----	-----	-----	-----	-------	----	----	-----	-----

Three-Point Field Goals: 2000-01, 91-for-242 (.376).

<b>ERICK STRICKLAND [#20]</b>			<b>6'3"</b>		<b>218 LBS</b>		<b>11/25/73</b>		<b>NEBRASKA '96</b>						
-------------------------------	--	--	-------------	--	----------------	--	-----------------	--	---------------------	--	--	--	--	--	--

>> Transactions: Signed as a free agent on 11/01/01...Completed his contract and was not re-signed becoming a free agent on 07/01/02.

01-02	79	1643	190	488	.389	131	155	.845	22	191	213	184	145-1	56	1	606	7.7
-------	----	------	-----	-----	------	-----	-----	------	----	-----	-----	-----	-------	----	---	-----	-----

Three-Point Field Goals: 2001-02, 95-for-247 (.385).

<b>PLAYOFF RECORD</b>																	
01-02	12	118	11	39	.282	9	9	1.000	2	11	13	17	15-0	5	1	35	2.9

Three-Point Field Goals: 2001-02, 4-for-20 (.200).



YEAR	G	MIN	FGM	FGA	PCT	FTM	FTA	PCT	OFF	DEF	TOT	AST	PF-DQ	ST	BL	PTS	AVG
------	---	-----	-----	-----	-----	-----	-----	-----	-----	-----	-----	-----	-------	----	----	-----	-----

**DEREK STRONG [#31]**                      **6'8"**    **250 LBS**    **02/09/68**                      **XAVIER (OH) '90**

>> Transactions: Traded by the Milwaukee Bucks with Blue Edwards for Ed Pinckney and the draft rights to Andrei Felisov on 06/29/94...Completed contract and was not re-signed after the 1994-95 season.

94-95	70	1344	149	329	.453	141	172	.820	136	239	375	44	143-0	24	13	441	6.3
-------	----	------	-----	-----	------	-----	-----	------	-----	-----	-----	----	-------	----	----	-----	-----

Three-Point Field Goals: 1994-95, 2-for-7 (.286).

**PLAYOFF RECORD**

94-95	4	81	4	12	.333	3	6	.500	13	11	24	3	7-0	3	1	11	2.8
-------	---	----	---	----	------	---	---	------	----	----	----	---	-----	---	---	----	-----

Three-Point Field Goals: 1994-95, None Attempted.

**GENE STUMP [#13]**                      **6'2"**    **185 LBS**    **11/13/23**                      **DEPAUL '47**

>> Transactions: Second round draft choice in 1947.

47-48	43		59	247	.239	24	38	.632				18	66			142	3.3
48-49	56		193	580	.333	92	129	.713				56	102			478	8.5
<b>TOTALS</b>	<b>99</b>		<b>252</b>	<b>827</b>	<b>.305</b>	<b>116</b>	<b>167</b>	<b>.695</b>				<b>74</b>	<b>168</b>			<b>620</b>	<b>6.3</b>

**PLAYOFF RECORD**

47-48	3		1	3	.333	0	0	.000				0	2			2	0.7
-------	---	--	---	---	------	---	---	------	--	--	--	---	---	--	--	---	-----

**BRUNO SUNDOV [#41]**                      **7'2"**    **246 LBS**    **02/10/80**                      **CROATIA**

>> Transactions: Signed as a free agent on 07/19/02...Traded to the Cleveland Cavaliers with J. R. Bremer and a conditional second-round draft choice on 07/29/03 for Jamaire Jones.

02-03	26	138	14	56	.250	0	2	.000	8	20	28	7	24-0	6	3	32	1.2
-------	----	-----	----	----	------	---	---	------	---	----	----	---	------	---	---	----	-----

Three-Point Field Goals: 2002-03, 4-for-16 (.250).

**BEN SWAIN [#16]**                      **6'8"**    **222 LBS**    **11/13/33 D: 06/19/08**    **TEXAS SOUTHERN '58**

>> Transactions: First round draft choice (8<sup>th</sup> pick overall) in 1958.

58-59	58	708	99	244	.406	67	110	.609			262	29	127-3			265	4.6
-------	----	-----	----	-----	------	----	-----	------	--	--	-----	----	-------	--	--	-----	-----

**PLAYOFF RECORD**

58-59	5	27	2	6	.333	1	2	.500			14	1	4-0			5	1.0
-------	---	----	---	---	------	---	---	------	--	--	----	---	-----	--	--	---	-----

**DAN SWARTZ [#12]**                      **6'4"**    **215 LBS**    **12/23/34 D: N/A**                      **KENTUCKY '56**

62-63	39	335	57	150	.380	61	72	.847			88	21	92-0			175	4.5
-------	----	-----	----	-----	------	----	----	------	--	--	----	----	------	--	--	-----	-----

**PLAYOFF RECORD**

62-63	1	4	0	0	.000	0	0	.000			0	0	0-0			0	0.0
-------	---	---	---	---	------	---	---	------	--	--	---	---	-----	--	--	---	-----

**LARRY SYKES [#54]**                      **6'9"**    **255 LBS**    **04/11/73**                      **XAVIER (OH) '95**

>> Transactions: Signed as a free agent on 11/08/95...Waived on 11/24/95.

95-96	1	2	0	0	.000	0	0	.000	1	1	2	0	0-0	0	0	0	0.0
-------	---	---	---	---	------	---	---	------	---	---	---	---	-----	---	---	---	-----

Three-Point Field Goals: 1995-96, None Attempted.

**BRETT SZABO [#43]**                      **6'11"**    **250 LBS**    **02/01/68**                      **AUGUSTANA '91**

>> Transactions: Signed as a free agent on 10/08/96...Waived on 01/07/97...Signed to the first of two consecutive ten-day contracts on 01/10/97...Signed for the remainder of the season on 01/30/97...Rights renounced on 07/07/97.

96-97	70	662	54	121	.446	45	61	.738	56	109	165	17	119-0	16	32	76	2.2
-------	----	-----	----	-----	------	----	----	------	----	-----	-----	----	-------	----	----	----	-----

Three-Point Field Goals: 1996-97, 0-for-1 (.000).

**WALLY SZCZERBIAK [#55]**                      **6'7"**    **244 LBS**    **03/05/77**                      **MIAMI (OH) '99**

>> Transactions: Acquired from the Minnesota Timberwolves, along with Dwayne Jones, Michael Olowokandi and a future first round draft choice in exchange for Marcus Banks, Mark Blount, Ricky Davis, Justin Reed and two future conditional second round draft choices on 01/27/06... Traded to the Seattle SuperSonics along with Delonte West and the draft rights to Jeff Green in exchange for Ray Allen and the draft rights to Glen Davis on 06/28/07.

05-06	32	1,174	201	422	.476	115	128	.898	41	82	123	101	60-0	19	4	561	17.5
06-07	32	900	161	388	.415	113	126	.897	16	82	98	55	65-1	18	3	479	15.0
<b>TOTALS</b>	<b>64</b>	<b>2,074</b>	<b>362</b>	<b>810</b>	<b>.447</b>	<b>228</b>	<b>254</b>	<b>.898</b>	<b>57</b>	<b>164</b>	<b>221</b>	<b>156</b>	<b>125-1</b>	<b>37</b>	<b>7</b>	<b>1040</b>	<b>16.3</b>

Three-Point Field Goals: 2005-06, 44-for-112 (.393); 2006-07, 44-for-106 (.415); Totals: 88-for-218 (.404).



YEAR	G	MIN	FGM	FGA	PCT	FTM	FTA	PCT	OFF	DEF	TOT	AST	PF-DQ	ST	BL	PTS	AVG
------	---	-----	-----	-----	-----	-----	-----	-----	-----	-----	-----	-----	-------	----	----	-----	-----

**ZAN TABAK [#55] 7'0" 245 LBS 06/15/70 CROATIA**

>> Transactions: Traded by the Toronto Raptors with Kenny Anderson and Popeye Jones to Boston for Chauncey Billups, Dee Brown, John Thomas and Roy Rogers on 02/18/98...Completed contract and was not re-signed.

97-98	18	232	26	55	.473	7	13	.538	25	33	58	12	46-1	5	11	59	3.3
-------	----	-----	----	----	------	---	----	------	----	----	----	----	------	---	----	----	-----

Three-Point Field Goals: 1996-97, None Attempted.

**EARL TATUM [#43] 6'6" 185 LBS 07/26/53 MARQUETTE '76**

>> Transactions: Traded by the Indiana Pacers for a future draft choice and cash on 07/19/78...Traded to the Detroit Pistons for Chris Ford and a future draft choice on 10/19/78 (also played 76 games for Detroit in 1978-79).

78-79	3	38	8	20	.400	4	5	.800	1	3	4	1	7-0	0	1	20	6.7
-------	---	----	---	----	------	---	---	------	---	---	---	---	-----	---	---	----	-----

**SEBASTIAN TELFAIR [#30] 6'0" 160 LBS 06/09/85 LINCOLN HS (NY) '04**

>> Transactions: Traded to Minnesota along with Ryan Gomes, Gerald Green, Al Jefferson, Theo Ratliff and two future draft choices in exchange for Kevin Garnett on July 31, 2007...Acquired from Portland along with Theo Ratliff and a 2008 second round draft choice in exchange for Raef LaFrentz, Dan Dickau and the draft rights to Randy Foye on June 28, 2006.

06-07	78	1578	176	474	.371	90	110	.818	17	91	108	218	166-1	43	11	479	6.1
-------	----	------	-----	-----	------	----	-----	------	----	----	-----	-----	-------	----	----	-----	-----

Three-Point Field Goals: 2006-07, 37-for-128 (.289).

**TOM THACKER [#12] 6'2" 170 LBS 11/02/39 CINCINNATI '63**

>> Transactions: Signed as a free agent in 1967...Selected by the Milwaukee Bucks in the NBA expansion draft on 05/06/68.

67-68	65	782	114	272	.419	43	84	.512			161	69	165-2			271	4.2
-------	----	-----	-----	-----	------	----	----	------	--	--	-----	----	-------	--	--	-----	-----

**PLAYOFF RECORD**

67-68	17	81	7	24	.292	2	7	.286			17	8	23-0			16	0.9
-------	----	----	---	----	------	---	---	------	--	--	----	---	------	--	--	----	-----

**DAVID THIRDKILL [#45] 6'8" 215 LBS 04/12/60 BRADLEY '82**

>> Transactions: Signed as a free agent on 09/12/85...Waived on 10/22/85...Re-signed on 12/05/85...Waived on 12/23/86.

85-86	49	385	54	110	.491	55	88	.625	27	43	70	15	55-0	11	3	163	3.3
86-87	13	78	10	19	.526	5	12	.417	2	12	14	2	11-0	1	0	25	1.9
<b>TOTALS</b>	<b>62</b>	<b>463</b>	<b>64</b>	<b>129</b>	<b>.496</b>	<b>60</b>	<b>100</b>	<b>.600</b>	<b>29</b>	<b>55</b>	<b>84</b>	<b>17</b>	<b>66-0</b>	<b>12</b>	<b>3</b>	<b>188</b>	<b>3.0</b>

Three-Point Field Goals: 1985-86, 0-for-1 (.000); 1986-87, 0-for-1 (.000). Totals 0-for-2 (.000).

**PLAYOFF RECORD**

85-86	13	47	6	18	.333	5	11	.455	1	7	8	3	5-0	2	0	17	1.3
-------	----	----	---	----	------	---	----	------	---	---	---	---	-----	---	---	----	-----

Three-Point Field Goals: 1985-86, 0-for-1 (.000).

**JAMEL THOMAS [#5] 6'6" 215 LBS 07/19/76 PROVIDENCE '99**

>> Transactions: Signed as a free agent on 12/13/99...Waived on 12/23/99.

99-00	3	19	5	10	.500	1	1	1.000	0	2	2	2	0-0	0	0	11	3.7
-------	---	----	---	----	------	---	---	-------	---	---	---	---	-----	---	---	----	-----

Three-Point Field Goals: 1999-00, 0-for-1 (.000).

**JOHN THOMAS [#55] 6'9" 265 LBS 09/08/75 MINNESOTA '97**

>> Transactions: Traded by the New York Knicks with Scott Brooks, Walter McCarty and Dontae Jones for Chris Mills and two future second-round draft choices on 10/22/97...Traded to the Toronto Raptors with Chauncey Billups, Dee Brown and Roy Rogers for Kenny Anderson, Zan Tabak and Popeye Jones on 02/18/98.

97-98	33	368	41	80	.513	26	33	.788	32	38	70	13	65-0	19	9	108	3.3
-------	----	-----	----	----	------	----	----	------	----	----	----	----	------	----	---	-----	-----

Three-Point Field Goals: None Attempted.



YEAR	G	MIN	FGM	FGA	PCT	FTM	FTA	PCT	OFF	DEF	TOT	AST	PF-DQ	ST	BL	PTS	AVG
------	---	-----	-----	-----	-----	-----	-----	-----	-----	-----	-----	-----	-------	----	----	-----	-----

**JOHN THOMPSON [#5, #18] 6'10" 230 LBS 09/02/41 PROVIDENCE '64**

 >> Transactions: Third round draft choice (25<sup>th</sup> pick overall) in 1964...Selected by the Chicago Bulls in the NBA expansion draft on 04/30/66.

64-65	64	699	84	209	.402	62	105	.590			230	16	141-1			230	3.6
65-66	10	72	14	30	.467	4	6	.667			30	3	15-0			32	3.2
<b>TOTALS</b>	<b>74</b>	<b>771</b>	<b>98</b>	<b>239</b>	<b>.410</b>	<b>66</b>	<b>111</b>	<b>.595</b>			<b>260</b>	<b>19</b>	<b>156-1</b>			<b>262</b>	<b>3.5</b>

**PLAYOFF RECORD**

64-65	3	21	2	7	.286	7	7	1.000			12	1	2-0			11	3.7
65-66	3	11	1	7	.143	0	0	.000			4	0	2-0			2	0.7
<b>TOTALS</b>	<b>6</b>	<b>32</b>	<b>3</b>	<b>14</b>	<b>.214</b>	<b>7</b>	<b>7</b>	<b>1.000</b>			<b>16</b>	<b>1</b>	<b>4-0</b>			<b>13</b>	<b>2.2</b>

**DARREN TILLIS [#52] 6'11" 215 LBS 02/23/60 CLEVELAND STATE '82**

 >> Transactions: First round draft choice (25<sup>th</sup> pick overall) in 1982...Traded to the Cleveland Cavaliers with a 1983 first-round draft choice and cash for Scott Wedman on 01/14/83 (also played 37 games for Cleveland in 1982-83).

82-83	15	44	7	23	.304	2	6	.333	4	5	9	2	8-0	0	2	16	1.1
-------	----	----	---	----	------	---	---	------	---	---	---	---	-----	---	---	----	-----

Three-Point Field Goal: 0-for-1 (.000).

**LOU TSOROPOULOS [#20, #29] 6'5" 195 LBS 08/31/30 KENTUCKY '53**

&gt;&gt; Transactions: Seventh round draft choice in 1953.

56-57	52	670	79	256	.309	69	79	.775			207	33	135-6			227	4.4
57-58	70	1819	198	624	.317	142	207	.688			434	12	242-8			538	7.7
58-59	35	488	60	190	.316	25	33	.758			110	20	74-0			145	4.1
<b>TOTALS</b>	<b>157</b>	<b>2977</b>	<b>337</b>	<b>1070</b>	<b>.315</b>	<b>236</b>	<b>329</b>	<b>.717</b>			<b>751</b>	<b>165</b>	<b>451-14</b>			<b>910</b>	<b>5.8</b>

**PLAYOFF RECORD**

57-58	11	239	25	85	.294	19	29	.655			64	14	40-4			69	6.3
-------	----	-----	----	----	------	----	----	------	--	--	----	----	------	--	--	----	-----

**ANDRE TURNER [#7] 5'11" 160 LBS 12/13/64 MEMPHIS STATE '86**

&gt;&gt; Transactions: Signed as a free agent on 11/06/86...Waived on 11/25/86.

86-87	3	18	2	5	.400	0	0	.000	1	1	2	1	1-0	0	0	4	1.3
-------	---	----	---	---	------	---	---	------	---	---	---	---	-----	---	---	---	-----

Three-Point Field Goals: 1986-87, 0-for-1 (.000).

**WAYNE TURNER [#5] 6'2" 190 LBS 03/22/76 KENTUCKY '99**

&gt;&gt; Transactions: Signed as a free agent on 08/03/99...Waived on 11/08/99.

99-00	3	41	1	6	.167	2	6	.333	1	2	3	5	4-0	0	0	4	1.3
-------	---	----	---	---	------	---	---	------	---	---	---	---	-----	---	---	---	-----

**KELVIN UPSHAW [#7] 6'2" 180 LBS 01/24/63 UTAH '86**

&gt;&gt; Transactions: Signed on 03/09/89 to the first of consecutive 10-day contracts...Contract expired on 03/28/89...Re-signed on 03/28/89 (also played 9 games for Miami in 1988-89)...Waived on 11/17/89...

Re-signed as a free agent on 11/24/89...Waived on 12/26/89 (also played 3 games for Dallas and 25 games for Golden State in 1989-90).

88-89	23	473	73	149	.490	14	20	.700	6	30	36	97	62-1	19	3	162	7.0
89-90	14	131	12	39	.308	4	6	.667	3	10	13	28	19-0	2	1	30	2.1
<b>TOTALS</b>	<b>37</b>	<b>604</b>	<b>85</b>	<b>188</b>	<b>.452</b>	<b>18</b>	<b>26</b>	<b>.692</b>	<b>9</b>	<b>40</b>	<b>49</b>	<b>125</b>	<b>81-1</b>	<b>21</b>	<b>4</b>	<b>192</b>	<b>5.2</b>

Three-Point Field Goals: 1988-89, 2-for-10 (.200); 1989-90, 2-for-5 (.400). Totals, 4-for-15 (.267).

**VIRGIL VAUGHN [#17] 6'4" 205 LBS 05/15/18 KENTUCKY WESLEYAN**

46-47	17		15	78	.192	15	28	.536				10	18			45	2.6
-------	----	--	----	----	------	----	----	------	--	--	--	----	----	--	--	----	-----



# TRADITION

## FORMER PLAYER STATISTICS

**YEAR G MIN FGM FGA PCT FTM FTA PCT OFF DEF TOT AST PF-DQ ST BL PTS AVG**

**SAM VINCENT [#11] 6'2" 185 LBS 05/18/63 MICHIGAN STATE '85**

» Transactions: First round draft choice (20<sup>th</sup> pick overall) in 1985...Traded with Scott Wedman to Seattle for a 1989 second-round draft choice on 10/16/87.

85-86	57	432	59	162	.364	65	70	.929	11	37	48	69	59-0	17	4	184	3.2
86-87	46	374	60	136	.441	51	55	.927	5	22	27	59	33-0	13	1	171	3.7
<b>TOTALS</b>	<b>103</b>	<b>806</b>	<b>119</b>	<b>298</b>	<b>.399</b>	<b>116</b>	<b>125</b>	<b>.928</b>	<b>16</b>	<b>59</b>	<b>75</b>	<b>128</b>	<b>92-0</b>	<b>30</b>	<b>5</b>	<b>355</b>	<b>3.4</b>

Three-Point Field Goals: 1985-86, 1-for-4 (.250). Totals: 1-for-4 (.250).

**PLAYOFF RECORD**

85-86	9	41	8	28	.286	6	6	1.000	1	6	7	5	9-0	2	0	22	2.4
86-87	17	141	23	56	.411	27	35	.771	3	9	12	19	13-0	3	2	74	4.4
<b>TOTALS</b>	<b>26</b>	<b>182</b>	<b>31</b>	<b>84</b>	<b>.369</b>	<b>33</b>	<b>41</b>	<b>.805</b>	<b>4</b>	<b>15</b>	<b>19</b>	<b>24</b>	<b>22-0</b>	<b>5</b>	<b>2</b>	<b>96</b>	<b>3.7</b>

Three-Point Field Goals: 1985-86, 0-for-1 (.000); 1986-87, 1-for-2 (.500). Totals: 1-for-3 (.333).

**STOJKO VRANKOVIC [#11, #52] 7'2" 260 LBS 01/22/64 CROATIA**

» Transactions: Signed as a free agent on 10/02/90.

90-91	31	166	24	52	.462	10	18	.556	15	36	51	4	43-1	1	29	58	1.9
91-92	19	110	15	32	.469	7	12	.583	8	20	28	5	22-0	0	17	37	1.9
<b>TOTALS</b>	<b>50</b>	<b>276</b>	<b>39</b>	<b>84</b>	<b>.464</b>	<b>17</b>	<b>30</b>	<b>.567</b>	<b>23</b>	<b>56</b>	<b>79</b>	<b>9</b>	<b>65-1</b>	<b>1</b>	<b>46</b>	<b>95</b>	<b>1.9</b>

**PLAYOFF RECORD**

90-91	1	4	1	1	1.000	0	0	.000	0	2	2	0	2-0	0	0	2	2.0
91-92	1	3	1	1	1.000	0	0	.000	0	0	0	1	0-0	0	0	2	2.0
<b>TOTALS</b>	<b>2</b>	<b>7</b>	<b>2</b>	<b>2</b>	<b>1.000</b>	<b>0</b>	<b>0</b>	<b>.000</b>	<b>0</b>	<b>2</b>	<b>2</b>	<b>1</b>	<b>2-0</b>	<b>0</b>	<b>0</b>	<b>4</b>	<b>2.0</b>

**ANTOINE WALKER [#8, #88] 6'9" 245 LBS 08/12/76 KENTUCKY '98**

» Transactions: First round draft choice (6th pick overall) in 1996...Traded with Tony Delk to Dallas for Raef LaFrentz, Chris Mills, Jiri Welsch and a 2004 first round draft choice on 10/20/03...Traded to Boston in exchange for Tom Gugliotta, Gary Payton, Michael Stewart and a future first round draft choice on 02/24/05...Traded to Miami in the 5-team, 15-player trade that brought Curtis Borchardt, the draft rights to Albert Miralles, Oyniel Woods, two second round draft choices and cash considerations on 09/03/05.

96-97	82	2970	576	1354	.425	231	366	.631	288	453	741	262	271-1	105	53	1435	17.5
97-98	82	3268	722	1705	.423	305	473	.645	270	566	836	273	262-2	142	60	1840	22.4
98-99	42	1549	303	735	.412	113	202	.559	106	253	359	130	142-2	63	28	784	18.7
99-00	82	3003	648	1506	.430	311	445	.699	199	453	652	305	263-4	117	32	1680	20.5
00-01	81	3396	711	1720	.413	249	348	.716	151	568	719	445	251-2	138	49	1892	23.4
01-02	81	3406	666	1689	.394	240	324	.741	150	564	714	407	237-2	122	38	1794	22.1
02-03	78	3235	603	1554	.388	176	286	.615	99	464	563	373	221-4	116	31	1570	20.1
04-05	24	827	161	364	.442	44	79	.557	56	142	198	71	70-0	25	26	391	16.3
<b>TOTALS</b>	<b>552</b>	<b>21654</b>	<b>4390</b>	<b>10627</b>	<b>.413</b>	<b>1669</b>	<b>2523</b>	<b>.662</b>	<b>1319</b>	<b>3463</b>	<b>4782</b>	<b>2266</b>	<b>1717-17</b>	<b>828</b>	<b>317</b>	<b>11386</b>	<b>20.6</b>

Three-Point Field Goals: 1996-97, 52-for-159 (.327); 1997-98, 91-for-292 (.312); 1998-99, 65-for-176 (.369); 1999-00, 73-for-285 (.256); 2000-01, 221-for-603 (.367); 2001-02, 222-for-645 (.344); 2002-03, 188-for-582 (.323); 2004-05, 25-for-73 (.342). Totals: 937-for-2,815 (.332).

**PLAYOFF RECORD**

01-02	16	703	131	319	.411	50	64	.781	23	115	138	52	56-2	24	6	354	22.1
02-03	10	440	73	176	.415	11	22	.500	20	67	87	43	44-3	17	4	173	17.3
04-05	6	224	43	104	.413	7	11	.636	16	28	44	14	19-0	7	6	100	16.7
<b>TOTALS</b>	<b>32</b>	<b>1367</b>	<b>247</b>	<b>599</b>	<b>.412</b>	<b>68</b>	<b>97</b>	<b>.701</b>	<b>59</b>	<b>210</b>	<b>269</b>	<b>109</b>	<b>119-5</b>	<b>48</b>	<b>16</b>	<b>627</b>	<b>19.6</b>

Three-Point Field Goals: 2001-02, 42-for-109 (.385); 2002-03, 16-for-45 (.356); 2004-05, 7-for-19 (.368). Totals: 65-for-173 (.380).

**BRADY WALKER [#13] 6'6" 205 LBS 03/15/21 BRIGHAM YOUNG '48**

49-50	68		218	583	.374	72	114	.632			109	100				508	7.5
50-51																	
<b>TOTALS</b>																	

Also played for Baltimore in 1950-51. Games played with Boston were not recorded.

**BRANDON WALLACE [#8] 6'9" 203 LBS 03/14/85 SOUTH CAROLINA '07**

» Transactions: Signed as a free agent on 07/10/07...waived on 12/18/07.

07-08 Received DNP-CP on 11/10/07 @ NJ

**MIKE WALLACE [#13] 6'1" 185 LBS 07/12/18 D: 07/07/77 SCRANTON**

46-47	24		55	224	.246	21	48	.438				20	42			131	5.5
-------	----	--	----	-----	------	----	----	------	--	--	--	----	----	--	--	-----	-----

Also played 37 games for Toronto in 1946-47.



**YEAR G MIN FGM FGA PCT FTM FTA PCT OFF DEF TOT AST PF-DQ ST BL PTS AVG**

**BILL WALTON [#5] 6'11" 235 LBS 11/05/52 UCLA '74**

>> Transactions: Traded by the Los Angeles Clippers for Cedric Maxwell, a 1986 first-round choice and cash on 09/06/85.

85-86	80	1546	231	411	.562	144	202	.713	136	408	544	165	210-1	38	106	606	7.6
86-87	10	112	10	26	.385	8	15	.533	11	20	31	9	23-0	1	10	28	2.8
87-88	<i>INJURED</i>																
<b>TOTALS</b>	<b>90</b>	<b>1658</b>	<b>241</b>	<b>437</b>	<b>.551</b>	<b>152</b>	<b>217</b>	<b>.700</b>	<b>147</b>	<b>428</b>	<b>575</b>	<b>174</b>	<b>233-1</b>	<b>39</b>	<b>116</b>	<b>634</b>	<b>7.0</b>

Three-Point Field Goals: None Attempted.

**PLAYOFF RECORD**

85-86	16	291	54	93	.581	19	23	.826	25	78	103	27	45-1	6	12	127	7.9
86-87	12	102	12	25	.480	5	14	.357	9	22	31	10	23-0	3	4	29	2.4
87-88	<i>INJURED</i>																
<b>TOTALS</b>	<b>28</b>	<b>393</b>	<b>66</b>	<b>118</b>	<b>.559</b>	<b>24</b>	<b>37</b>	<b>.649</b>	<b>34</b>	<b>100</b>	<b>134</b>	<b>37</b>	<b>68-1</b>	<b>9</b>	<b>16</b>	<b>156</b>	<b>5.6</b>

Three-Point Field Goals: 1985-86, 0-for-1 (.000).

**GERRY WARD [#4] 6'4" 200 LBS 09/06/41 BOSTON COLLEGE '63**

64-65	3	30	2	18	.111	1	1	1.000			5	6	6-0			5	1.7
-------	---	----	---	----	------	---	---	-------	--	--	---	---	-----	--	--	---	-----

**KERMIT WASHINGTON [#26] 6'8" 230 LBS 09/17/51 AMERICAN '73**

>> Transactions: Traded by Los Angeles Lakers with Don Chaney and future considerations for Charlie Scott on 12/12/77 (also played 25 games for Los Angeles in 1977-78)...Traded with Kevin Kunnert, Sidney Wicks and the draft rights to Kevin Freeman to San Diego in exchange for Male Archibald, Marvin Barnes, Billy Knight and future draft choices on 08/04/78.

77-78	32	866	137	263	.521	102	136	.750	105	230	335	42	114-2	28	40	376	11.8
-------	----	-----	-----	-----	------	-----	-----	------	-----	-----	-----	----	-------	----	----	-----	------

**RON WATTS [#12] 6'6" 210 LBS 05/21/43 WAKE FOREST '65**

>> Transactions: Selected by the Seattle SuperSonics in the NBA expansion draft in 1967.

65-66	1	3	1	2	.500	0	0	.000			1	1	1-0			2	2.0
66-67	27	89	11	44	.250	16	23	.696			38	1	16-0			38	1.4
<b>TOTALS</b>	<b>28</b>	<b>92</b>	<b>12</b>	<b>46</b>	<b>.261</b>	<b>16</b>	<b>23</b>	<b>.696</b>			<b>39</b>	<b>2</b>	<b>17-0</b>			<b>40</b>	<b>1.4</b>

**PLAYOFF RECORD**

66-67	1	5	1	6	.167	1	2	.500			2	0	3-0			3	3.0
-------	---	---	---	---	------	---	---	------	--	--	---	---	-----	--	--	---	-----

**MARCUS WEBB [#41] 6'9" 255 LBS 05/09/70 ALABAMA '91**

>> Transactions: Signed as a free agent on 09/21/92...Waived on 03/17/93.

92-93	9	51	13	25	.520	13	21	.619	5	5	10	2	11-0	1	2	39	4.3
-------	---	----	----	----	------	----	----	------	---	---	----	---	------	---	---	----	-----

Three-Point Field Goals: 1992-93, 0-for-1 (.000).

**SCOTT WEDMAN [#8, #20] 6'7" 220 LBS 07/29/52 COLORADO '74**

>> Transactions: Traded by the Cleveland Cavaliers for Darren Tillis, a 1983 first round draft choice and cash on 01/14/83 (also played 35 games for Cleveland in 1982-83)...Traded to the Seattle SuperSonics with Sam Vincent for a 1989 second-round draft choice on 10/16/82.

82-83	40	503	94	205	.459	20	30	.667	29	45	74	31	83-1	20	6	209	5.2
83-84	68	916	148	333	.444	29	35	.829	41	98	139	67	107-0	27	7	327	4.8
84-85	78	1127	220	460	.478	42	55	.764	57	102	159	94	111-0	23	10	499	6.4
85-86	79	1402	286	605	.473	45	68	.662	66	126	192	83	127-0	38	22	634	8.0
86-87	6	78	9	27	.333	1	2	.500	3	6	9	6	6-0	2	2	20	3.3
<b>TOTALS</b>	<b>271</b>	<b>4026</b>	<b>757</b>	<b>1630</b>	<b>.464</b>	<b>137</b>	<b>190</b>	<b>.721</b>	<b>196</b>	<b>377</b>	<b>573</b>	<b>281</b>	<b>434-1</b>	<b>110</b>	<b>47</b>	<b>1689</b>	<b>6.2</b>

Three-Point Field Goals: 1982-83, 1-for-10 (.100); 1983-84, 2-for-13 (.154); 1984-85, 17-for-34 (.500); 1985-86, 17-for-48 (.354); 1986-87, 1-for-2 (.500); Totals: 38-for-107 (.355).

**PLAYOFF RECORD**

82-83	6	66	14	24	.583	1	2	.500	3	11	14	0	11-0	1	0	29	4.8
83-84	17	226	40	96	.417	5	10	.500	24	23	47	17	19-0	6	0	89	5.2
84-85	21	350	73	134	.545	26	38	.684	22	37	59	33	50-1	13	0	182	8.7
85-86	12	142	20	51	.392	3	4	.750	11	11	22	8	14-0	9	3	45	3.8
86-87	<i>INJURED</i>																
<b>TOTALS</b>	<b>56</b>	<b>784</b>	<b>147</b>	<b>305</b>	<b>.482</b>	<b>35</b>	<b>54</b>	<b>.648</b>	<b>60</b>	<b>82</b>	<b>142</b>	<b>58</b>	<b>94-1</b>	<b>29</b>	<b>3</b>	<b>345</b>	<b>6.2</b>

Three-Point Field Goals: 1982-83, 0-for-2 (.000); 1983-84, 4-for-7 (.571); 1984-85, 10-for-22 (.455); 1985-86, 2-for-4 (.500). Totals: 16-for-35 (.457).



YEAR	G	MIN	FGM	FGA	PCT	FTM	FTA	PCT	OFF	DEF	TOT	AST	PF-DQ	ST	BL	PTS	AVG
------	---	-----	-----	-----	-----	-----	-----	-----	-----	-----	-----	-----	-------	----	----	-----	-----

### RICK WEITZMAN [#26] 6'2" 175 LBS 04/30/46 NORTHEASTERN '67

>> Transactions: Tenth round draft choice (110<sup>th</sup> pick overall) in 1967.

67-68	25	75	12	46	.261	9	13	.692			10	8	8-0			33	1.3
-------	----	----	----	----	------	---	----	------	--	--	----	---	-----	--	--	----	-----

#### PLAYOFF RECORD

67-68	3	5	2	3	.667	0	0	.000			1	1	0-0			4	1.3
-------	---	---	---	---	------	---	---	------	--	--	---	---	-----	--	--	---	-----

### JIRI WELSCH [#44] 6'7" 208 LBS 01/27/80 CZECH REPUBLIC

>> Transactions: Traded by the Dallas Mavericks with Raef LaFrentz, Chris Mills and Dallas' 2004 first round draft choice for Tony Delk and Antoine Walker on 10/20/03...Traded to the Cleveland Cavaliers for a first round draft choice on 02/24/05.

03-04	81	2179	262	612	.428	153	206	.743	60	236	296	183	176-0	101	7	746	9.2
-------	----	------	-----	-----	------	-----	-----	------	----	-----	-----	-----	-------	-----	---	-----	-----

04-05	55	1125	137	320	.428	109	141	.773	20	119	139	84	105-1	39	5	415	7.5
-------	----	------	-----	-----	------	-----	-----	------	----	-----	-----	----	-------	----	---	-----	-----

<b>TOTALS</b>	<b>136</b>	<b>3304</b>	<b>399</b>	<b>932</b>	<b>.428</b>	<b>262</b>	<b>347</b>	<b>.755</b>	<b>80</b>	<b>355</b>	<b>435</b>	<b>267</b>	<b>281-1</b>	<b>140</b>	<b>12</b>	<b>1161</b>	<b>8.5</b>
---------------	------------	-------------	------------	------------	-------------	------------	------------	-------------	-----------	------------	------------	------------	--------------	------------	-----------	-------------	------------

Three-Point Field Goals: 2003-04, 69-for-181 (.381); 2004-05, 32-for-99 (.323).

#### PLAYOFF RECORD

03-04	4	104	11	23	.478	9	9	1.000	0	12	12	9	7-0	2	0	32	8.0
-------	---	-----	----	----	------	---	---	-------	---	----	----	---	-----	---	---	----	-----

<b>TOTALS</b>	<b>4</b>	<b>104</b>	<b>11</b>	<b>23</b>	<b>.478</b>	<b>9</b>	<b>9</b>	<b>1.000</b>	<b>0</b>	<b>12</b>	<b>12</b>	<b>9</b>	<b>7-0</b>	<b>2</b>	<b>0</b>	<b>32</b>	<b>8.0</b>
---------------	----------	------------	-----------	-----------	-------------	----------	----------	--------------	----------	-----------	-----------	----------	------------	----------	----------	-----------	------------

Three-Point Field Goals: 2003-04, 1-for-4 (.250).

### MATT WENSTROM [#50] 7'1" 250 LBS 11/04/70 NORTH CAROLINA '93

>> Transactions: Signed as a free agent on 09/30/93.

93-94	11	37	6	10	.600	6	10	.600	6	6	12	0	7-0	0	2	18	1.6
-------	----	----	---	----	------	---	----	------	---	---	----	---	-----	---	---	----	-----

Three-Point Field Goals: None Attempted.

### DAVID WESLEY [#4] 6'0" 200 LBS 11/14/70 BAYLOR '92

>> Transactions: Signed as a free agent on 07/20/94...Completed his contract and was not re-signed becoming a free agent on 07/01/97.

94-95	51	1380	128	313	.409	71	94	.755	31	86	117	266	144-0	82	9	378	7.4
-------	----	------	-----	-----	------	----	----	------	----	----	-----	-----	-------	----	---	-----	-----

95-96	82	2104	338	736	.459	217	288	.753	68	196	264	390	207-0	100	11	1009	12.3
-------	----	------	-----	-----	------	-----	-----	------	----	-----	-----	-----	-------	-----	----	------	------

96-97	74	2991	456	974	.468	225	288	.781	67	197	264	537	221-1	162	13	1240	16.8
-------	----	------	-----	-----	------	-----	-----	------	----	-----	-----	-----	-------	-----	----	------	------

<b>TOTALS</b>	<b>207</b>	<b>6475</b>	<b>922</b>	<b>2133</b>	<b>.432</b>	<b>513</b>	<b>670</b>	<b>.766</b>	<b>166</b>	<b>479</b>	<b>645</b>	<b>1193</b>	<b>572-1</b>	<b>344</b>	<b>33</b>	<b>2627</b>	<b>12.7</b>
---------------	------------	-------------	------------	-------------	-------------	------------	------------	-------------	------------	------------	------------	-------------	--------------	------------	-----------	-------------	-------------

Three-Point Field Goals: 1994-95, 51-for-119 (.429); 1995-96, 116-for-272 (.426); 1996-97, 103-for-286 (.360). Totals: 281-for-724 (.388).

### DELONTE WEST [#13] 6'3" 195 LBS 07/26/83 ST. JOSEPH'S '04

>> Transactions: First round draft choice (#24 overall) in 2004...Traded to the Seattle SuperSonics along with Wally Szczerbiak and the draft rights to Jeff Green in exchange for Ray Allen and the draft rights to Glen Davis on 06/28/07.

04-05	39	507	66	155	.426	19	27	.704	14	51	65	53	69-0	21	8	175	4.5
-------	----	-----	----	-----	------	----	----	------	----	----	----	----	------	----	---	-----	-----

05-06	71	2,418	333	684	.487	86	101	.851	57	232	289	329	197-3	84	46	836	11.8
-------	----	-------	-----	-----	------	----	-----	------	----	-----	-----	-----	-------	----	----	-----	------

06-07	69	2,219	306	717	.427	168	197	.853	32	176	208	304	152-1	74	34	845	12.2
-------	----	-------	-----	-----	------	-----	-----	------	----	-----	-----	-----	-------	----	----	-----	------

<b>TOTALS</b>	<b>179</b>	<b>5,144</b>	<b>705</b>	<b>1,556</b>	<b>.453</b>	<b>273</b>	<b>325</b>	<b>.840</b>	<b>103</b>	<b>459</b>	<b>562</b>	<b>686</b>	<b>418-4</b>	<b>179</b>	<b>88</b>	<b>1,856</b>	<b>10.4</b>
---------------	------------	--------------	------------	--------------	-------------	------------	------------	-------------	------------	------------	------------	------------	--------------	------------	-----------	--------------	-------------

Three-Point Field Goals: 2004-05, 24-for-67 (.358); 2005-06, 84-for-218 (.385); 2006-07, 65-for-178 (.374); Totals: 173-for-463 (.374).

#### PLAYOFF RECORD

04-05	7	115	11	21	.524	2	4	.500	2	7	9	4	17-0	7	1	29	4.1
-------	---	-----	----	----	------	---	---	------	---	---	---	---	------	---	---	----	-----

Three-Point Field Goals: 2004-05, 5-for-11 (.455).

### PAUL WESTPHAL [#44] 6'4" 195 LBS 11/30/50 SOUTHERN CALIFORNIA '72

>> Transactions: First round draft choice (10<sup>th</sup> pick overall) in 1972...Traded with future draft choices to Phoenix for Charlie Scott on 05/23/75.

72-73	60	482	89	212	.420	67	86	.779			67	69	88-0			245	4.1
-------	----	-----	----	-----	------	----	----	------	--	--	----	----	------	--	--	-----	-----

73-74	82	1165	238	475	.501	112	153	.732	49	94	143	171	173-1	39	34	588	7.2
-------	----	------	-----	-----	------	-----	-----	------	----	----	-----	-----	-------	----	----	-----	-----

74-75	82	1581	342	670	.510	119	156	.763	44	119	163	235	192-0	78	33	803	9.8
-------	----	------	-----	-----	------	-----	-----	------	----	-----	-----	-----	-------	----	----	-----	-----

<b>TOTALS</b>	<b>224</b>	<b>3228</b>	<b>669</b>	<b>1357</b>	<b>.493</b>	<b>298</b>	<b>395</b>	<b>.754</b>	<b>93</b>	<b>213</b>	<b>373</b>	<b>475</b>	<b>453-1</b>	<b>117</b>	<b>67</b>	<b>1636</b>	<b>7.3</b>
---------------	------------	-------------	------------	-------------	-------------	------------	------------	-------------	-----------	------------	------------	------------	--------------	------------	-----------	-------------	------------

#### PLAYOFF RECORD

72-73	11	109	19	39	.487	5	7	.714			7	9	24-1			43	3.9
-------	----	-----	----	----	------	---	---	------	--	--	---	---	------	--	--	----	-----

73-74	18	241	46	100	.460	11	15	.733	6	15	21	31	37-0	8	2	103	5.7
-------	----	-----	----	-----	------	----	----	------	---	----	----	----	------	---	---	-----	-----

74-75	11	183	38	81	.469	12	18	.667	5	8	13	32	21-1	6	2	88	8.0
-------	----	-----	----	----	------	----	----	------	---	---	----	----	------	---	---	----	-----

<b>TOTALS</b>	<b>40</b>	<b>533</b>	<b>103</b>	<b>220</b>	<b>.486</b>	<b>28</b>	<b>40</b>	<b>.700</b>	<b>11</b>	<b>23</b>	<b>41</b>	<b>72</b>	<b>82-2</b>	<b>14</b>	<b>4</b>	<b>234</b>	<b>5.9</b>
---------------	-----------	------------	------------	------------	-------------	-----------	-----------	-------------	-----------	-----------	-----------	-----------	-------------	-----------	----------	------------	------------



YEAR	G	MIN	FGM	FGA	PCT	FTM	FTA	PCT	OFF	DEF	TOT	AST	PF-DQ	ST	BL	PTS	AVG
------	---	-----	-----	-----	-----	-----	-----	-----	-----	-----	-----	-----	-------	----	----	-----	-----

**JOJO WHITE [#10]****6'3" 197 LBS 11/14/46****KANSAS '69**>> Transactions: First round draft choice (9<sup>th</sup> pick overall) in 1969...Traded to Golden State for a future draft choice on 01/30/79 (also played 29 games for Golden State in 1978-79).

69-70	60	1328	309	684	.452	111	135	.822			169	145	132-1			729	12.2
70-71	75	2787	693	1494	.464	215	269	.799			376	361	255-5			1601	21.3
71-72	79	3261	770	1788	.431	285	343	.831			446	416	227-1			1825	23.1
72-73	82	3250	717	1665	.431	178	228	.781			414	498	185-2			1612	19.7
73-74	82	3238	649	1445	.449	190	227	.837	100	251	351	448	185-1	105	25	1488	18.1
74-75	82	3220	658	1440	.457	186	223	.834	84	227	311	458	207-1	128	17	1502	18.3
75-76	82	3257	670	1492	.449	212	253	.838	61	252	313	445	183-2	107	20	1552	18.9
76-77	82	3333	638	1488	.429	333	383	.869	87	296	383	492	193-5	118	22	1609	19.6
77-78	46	1641	289	690	.419	103	120	.858	53	127	180	209	109-2	49	7	681	14.8
78-79	47	1455	255	596	.428	79	89	.888	22	106	128	214	100-1	54	4	589	12.5
<b>TOTALS</b>	<b>717</b>	<b>26770</b>	<b>5648</b>	<b>12782</b>	<b>.442</b>	<b>1892</b>	<b>2270</b>	<b>.833</b>	<b>407</b>	<b>1259</b>	<b>3071</b>	<b>3686</b>	<b>1776-21</b>	<b>561</b>	<b>95</b>	<b>13188</b>	<b>18.3</b>

**PLAYOFF RECORD**

71-72	11	432	109	220	.495	40	48	.833			59	58	31-0			258	23.5
72-73	13	583	135	300	.450	49	54	.907			54	83	44-2			319	24.5
73-74	18	765	132	310	.426	34	46	.739	17	58	75	98	56-1	15	2	298	16.6
74-75	11	462	100	227	.441	27	33	.818	18	32	50	63	32-0	11	4	227	20.6
75-76	18	791	165	371	.445	78	95	.821	12	59	71	98	51-0	23	1	408	22.7
76-77	9	395	91	201	.453	28	33	.848	10	29	39	52	27-0	14	0	210	23.3
<b>TOTALS</b>	<b>80</b>	<b>3428</b>	<b>732</b>	<b>1629</b>	<b>.449</b>	<b>256</b>	<b>309</b>	<b>.828</b>	<b>57</b>	<b>178</b>	<b>348</b>	<b>452</b>	<b>241-3</b>	<b>63</b>	<b>7</b>	<b>1720</b>	<b>21.5</b>

**LUCIAN WHITTAKER [#5]****6'1" 180 LBS 09/29/30****KENTUCKY '52**

54-55	3	15	1	6	.167	0	0	.000			1	1	4-0			2	0.7
-------	---	----	---	---	------	---	---	------	--	--	---	---	-----	--	--	---	-----

**SIDNEY WICKS [#12]****6'9" 225 LBS 09/19/49****UCLA '71**

&gt;&gt; Transactions: Sold by Portland on 10/12/76...Traded with Kevin Kunnert, Kermit Washington and the draft right to Kevin Freeman to San Diego in exchange for Hale Archibald, Marvin Barnes, Billy Knight and future draft choices on 08/04/78.

76-77	82	2642	464	1012	.458	310	464	.668	268	556	824	169	331-14	64	61	1238	15.1
77-78	81	2413	433	927	.467	217	329	.660	223	450	673	171	318-9	67	46	1083	13.4
<b>TOTALS</b>	<b>163</b>	<b>5055</b>	<b>897</b>	<b>1939</b>	<b>.463</b>	<b>527</b>	<b>793</b>	<b>.665</b>	<b>491</b>	<b>1006</b>	<b>1497</b>	<b>340</b>	<b>649-23</b>	<b>131</b>	<b>107</b>	<b>2321</b>	<b>14.2</b>

**PLAYOFF RECORD**

76-77	9	261	41	81	.519	34	47	.723	26	57	83	16	37-2	13	3	118	13.1
-------	---	-----	----	----	------	----	----	------	----	----	----	----	------	----	---	-----	------

**DOMINIQUE WILKINS [#12]****6'8" 224 LBS 01/12/60****GEORGIA '82**

&gt;&gt; Transactions: Signed as a free agent on 07/25/94...Completed contract and signed to play overseas on 08/12/95.

94-95	77	2423	496	1169	.424	266	340	.782	157	244	401	166	130-0	61	14	1370	17.8
Three-Point Field Goals: 1994-95, 112-for-289 (.388).																	

**PLAYOFF RECORD**

94-95	4	150	26	61	.426	16	18	.889	17	26	43	8	7-0	2	3	76	19.0
Three-Point Field Goals: 1994-95, 8-for-17 (.471).																	

**ART WILLIAMS [#7]****6'1" 185 LBS 09/29/39****CALIFORNIA POLY '63**

&gt;&gt; Transactions: Traded by San Diego Clippers for a future first round choice on 09/10/70.

70-71	74	1141	150	330	.455	60	83	.723			205	233	182-1			360	4.9
71-72	81	1326	161	339	.475	90	119	.756			256	327	204-2			412	5.1
72-73	81	974	110	261	.421	43	56	.768			182	236	136-1			263	3.2
73-74	67	616	73	168	.435	27	32	.844	20	95	115	163	100-0	44	3	173	2.6
<b>TOTALS</b>	<b>303</b>	<b>4057</b>	<b>494</b>	<b>1098</b>	<b>.450</b>	<b>220</b>	<b>290</b>	<b>.759</b>	<b>20</b>	<b>95</b>	<b>758</b>	<b>959</b>	<b>622-4</b>	<b>44</b>	<b>3</b>	<b>1208</b>	<b>4.0</b>

**PLAYOFF RECORD**

71-72	11	173	25	64	.391	15	20	.750			28	33	30-0			65	5.9
72-73	10	156	21	47	.447	6	8	.750			27	41	31-1			48	4.8
73-74	12	96	10	27	.370	7	8	.875	4	19	23	29	14-0	7	0	27	2.3
<b>TOTALS</b>	<b>33</b>	<b>425</b>	<b>56</b>	<b>138</b>	<b>.406</b>	<b>28</b>	<b>36</b>	<b>.778</b>	<b>4</b>	<b>19</b>	<b>78</b>	<b>103</b>	<b>75-1</b>	<b>7</b>	<b>0</b>	<b>140</b>	<b>4.2</b>



**YEAR G MIN FGM FGA PCT FTM FTA PCT OFF DEF TOT AST PF-DQ ST BL PTS AVG**

**EARL WILLIAMS [#52] 6'7" 230 LBS 03/24/51 WINSTON-SALEM '74**

>> Transactions: Signed as a free agent on 09/01/78...Waived by Boston on 01/15/79.

78-79 20 273 54 123 .439 14 24 .583 41 64 105 12 41-0 12 9 122 6.1

**ERIC WILLIAMS [#55] 6'8" 220 LBS 7/17/72 PROVIDENCE '95**

>> Transactions: Selected by the Boston Celtics in the first round (14th pick overall) in 1995...Traded to Denver in exchange for two second round draft picks on 08/21/97...Traded to Boston, along with Danny Fortson, Erik Washington and a future first round draft choice, in exchange for Popeye Jones, Ron Mercer and Dwayne Schintzius on 08/03/99...Traded to Cleveland with Tony Battie and Kedrick Brown for Ricky Davis, Chris Miltm, Michael Stewart and a second round draft choice on 12/15/03.

95-96 64 1470 241 546 .441 200 298 .671 92 125 217 70 147-1 56 11 685 10.7  
 96-97 72 2435 374 820 .456 328 436 .752 126 203 329 129 213-0 72 13 1078 15.0  
 99-00 68 1378 165 386 .427 134 169 .793 55 101 156 93 165-3 44 16 489 7.2  
 00-01 81 1745 162 448 .362 165 231 .714 64 143 207 112 179-1 64 13 535 6.6  
 01-02 74 1747 144 385 .374 160 219 .731 58 163 221 109 179-1 77 8 472 6.4  
 02-03 82 2350 254 575 .442 201 268 .750 143 239 382 140 234-0 86 19 746 9.1  
 03-04 21 513 77 177 .435 78 109 .716 21 74 95 25 52-0 22 1 243 11.6

**TOTALS 462 11638 1417 3337 .425 1266 1730 .732 559 1048 1607 678 1169-6 421 81 4248 9.2**

Three-Point Field Goals: 1995-06, 3-for-10 (.300); 1996-97, 2-for-8 (.250); 1999-00, 25-for-72 (.347); 2000-01, 46-for-139 (.331); 2001-02, 24-for-86 (.279); 2002-03, 37-for-110 (.336); 2003-04, 11-for-32 (.344); Totals: 148-for-457 (.324).

**PLAYOFF RECORD**

01-02 16 487 47 94 .500 17 23 .739 18 52 70 21 53-1 25 4 125 7.8  
 02-03 10 310 33 88 .375 27 34 .794 12 20 32 17 42-2 9 0 96 9.6  
**TOTALS 26 797 80 182 .440 44 57 .772 30 72 102 38 95-3 34 4 221 8.5**

Three-Point Field Goals: 2001-02, 14-for-30 (.467); 2002-03, 3-for-15 (.200); Totals: 17-for-45 (.378).

**LORENZO WILLIAMS [#43] 6'9" 200 LBS 07/15/69 STETSON '91**

>> Transactions: Signed to the first of two consecutive ten-day contracts on 01/11/93...Re-signed for the remainder of the season on 02/01/93 (also played 3 games for Orlando and 2 games for Charlotte in 1992-93)...Waived on 11/02/93.

92-93 22 151 16 31 .516 2 7 .286 13 31 44 5 23-0 4 14 34 1.5

Three-Point Field Goals: 1992-93, None Attempted.

**PLAYOFF RECORD**

92-93 1 3 1 1 1.000 0 0 .000 1 0 1 0 0-0 0 0 2 2.0

Three-Point Field Goals: 1992-93, None Attempted.

**RAY WILLIAMS [#20] 6'3" 195 LBS 10/14/54 MINNESOTA '77**

>> Transactions: Signed as a free agent on 02/21/85; the New York Knicks agreed not to exercise its right of first refusal in exchange for a 1985 second-round draft choice...Signed as a free agent by the Los Angeles Clippers on 09/26/85; Boston agreed not to exercise its right of first refusal in exchange for a 1987 fourth-round draft choice.

84-85 23 459 55 143 .385 31 46 .674 16 41 57 90 56-1 30 5 147 6.4

Three-Point Field Goals: 1984-85, 6-for-23 (.261).

**SHAMMOND WILLIAMS [#11] 6'1" 201 LBS 04/05/75 NORTH CAROLINA '98**

>> Transactions: Traded by the Seattle SuperSonics with Vin Baker for Kenny Anderson, Joseph Forte and Vitaly Potapenko on 07/22/02...Traded with a 2003 second-round draft choice to the Denver Nuggets for Mark Blount and Mark Bryant on 02/20/03.

02-03 51 1169 134 338 .396 48 57 .842 12 98 110 128 84-0 61 3 372 7.3

Three-Point Field Goals: 2002-03, 56-for-159 (.352).

**SLY WILLIAMS [#35] 6'7" 215 LBS 01/26/58 RHODE ISLAND '80**

>> Transactions: Signed as a free agent on 09/26/85...Waived on 12/02/85.

85-86 6 54 5 21 .238 7 12 .583 7 8 15 2 15-0 1 1 17 2.8

Three-Point Field Goals: 1985-86, 0-for-4 (.000).

**WILLIE WILLIAMS [#28] 6'7" 200 LBS 07/28/46 FLORIDA STATE '70**

70-71 16 56 6 32 .188 3 5 .600 10 2 8-0 15 0.9



YEAR	G	MIN	FGM	FGA	PCT	FTM	FTA	PCT	OFF	DEF	TOT	AST	PF-DQ	ST	BL	PTS	AVG
<b>BOBBY WILSON [#42]</b>			<b>6'1"</b>	<b>180 LBS</b>	<b>01/15/51</b>	<b>WICHITA STATE '74</b>											
<i>&gt;&gt; Transactions: Signed as a free agent on 01/28/77...Waived on 04/01/77.</i>																	
76-77	25	131	19	59	.322	11	13	.846	3	6	9	14	19-0	3	0	49	2.0
<b>JOE WOLF [#42]</b>			<b>6'11"</b>	<b>230 LBS</b>	<b>12/17/67</b>	<b>NORTH CAROLINA '87</b>											
<i>&gt;&gt; Transactions: Signed as a free agent 10/02/92...Waived on 11/19/92 (also played 21 games for Portland in 1992-93).</i>																	
92-93	2	9	0	1	.000	1	2	.500	1	2	3	0	2-0	0	1	1	0.5
<b>RUBEN WOLKOWYSKI [#45]</b>			<b>6'10"</b>	<b>275 LBS</b>	<b>09/30/73</b>	<b>NO COLLEGE</b>											
<i>&gt;&gt; Transactions: Signed as a free agent on 09/14/02...Waived on 02/21/03.</i>																	
02-03	7	24	2	4	.500	1	4	.250	0	1	1	1	3-0	0	0	5	0.7
Three-Point Field Goals: 2002-03, 0-for-1 (.000).																	
<b>A. J. WYNDER [#12]</b>			<b>6'2"</b>	<b>180 LBS</b>	<b>09/11/64</b>	<b>FAIRFIELD '87</b>											
<i>&gt;&gt; Transactions: Signed on 03/25/91 to a 10-day contract...Signed for the remainder of the season on 04/12/91.</i>																	
90-91	6	39	3	12	.250	6	8	.750	1	2	3	8	1-0	1	0	12	2.0
Three-Point Field Goals: 1990-91, 0-for-1 (.000).																	
<b>PLAYOFF RECORD</b>																	
90-91	-----INJURED-----																



## 1\*

Never worn by a player.  
\*Retired in honor of founder  
Walter Brown

## 2\*

Never worn by a player.  
\*Retired in honor of Coach,  
President and General Manager  
Arnold "Red" Auerbach

## 3\*

Mel Hirsch .....1946-47  
Chuck Hoefler .....1946-48  
George Nostrand .....1948-50  
John Hazen .....1948-49  
**(also wore #10)**  
\*Dennis Johnson .....1983-90

## 4

Wyndol Gray .....1946-47  
Saul Mariaschin .....1947-48  
Tony Lavelli .....1949-50  
**(also wore #11)**  
Sonny Hertzberg .....1949-51  
Ken Rollins .....1952-53  
Carl Braun .....1961-62  
Clyde Lovellette .....1962-64  
**(also wore #34)**  
Gerry Ward .....1964-65  
Jim Paxson .....1987-90  
Larry Robinson .....1991-92  
Sherman Douglas .....1991-92  
**(also wore #20)**  
Alaa Abdelnaby .....1992-94  
David Wesley .....1994-97  
Chauncey Billups .....1997-98  
Popeye Jones .....1997-99  
Tony Battie .....1999-03  
**(also wore #40)**  
Chris Mihm .....2003-04  
Ryan Gomes .....2005-07  
J.R. Giddens .....2008-present

## 5

Tony Kappen .....1946-47  
Moe Becker .....1946-47  
Dick Murphy .....1946-47  
Cecil Hankins .....1947-48  
Bill Roberts .....1948-49  
Ed Leede .....1949-51  
Lucian (Skip) Whittaker .....1954-55  
John Thompson .....1964-66  
**(also wore #18)**  
Bill Walton .....1985-88  
John Bagley .....1989-93  
Jay Humphries .....1994-95  
Junior Burrough .....1995-96  
Michael Hawkins .....1996-97  
Ron Mercer .....1997-99  
Wayne Turner .....1999-00  
Jamel Thomas .....1999-00  
Jerome Moiso .....2000-01  
Roshown McLeod .....2001-02  
Kedrick Brown .....2002-03  
**(also wore #42)**  
Michael Stewart .....2003-05  
Gerald Green .....2005-07  
Kevin Garnett .....2007-present

## 6

John Simmons .....1946-47  
George Munroe .....1947-48  
Hank Beenders .....1948-49  
Tom Kelly .....1948-49  
\*Bill Russell .....1956-69

## 7

Warren Fenley .....1946-47  
Mel Riebe .....1947-49  
**(also wore #9)**  
Dermie O'Connell .....1948-50  
Don Barksdale .....1953-55  
**(also wore #17)**  
Emmette Bryant .....1968-70  
Art (Hambone) Williams .....1970-74  
Ernie DiGregorio .....1977-78  
Nate (Tiny) Archibald .....1978-83  
Andre Turner .....1986-87  
Kelvin Upshaw .....1988-90  
Dee Brown .....1990-98  
Kenny Anderson .....1997-02  
Tony Delk .....2002-03  
**(also wore #28)**  
Chucky Atkins .....2003-04  
Tom Gugliotta .....2004-05  
Al Jefferson .....2005-07  
**(also wore #8)**

## 8

Al Brightman .....1946-47  
Phil Farbman .....1948-49  
Howie Shannon .....1949-50  
Scott Wedman .....1982-87  
**(also wore #20)**  
Kenny Battle .....1991-93  
James Blackwell .....1994-95  
Antoine Walker .....1996-03  
Al Jefferson .....2004-05  
**(also wore #7)**  
Antoine Walker .....2004-05  
**(also wore #88)**  
Brandon Wallace .....2007-08

## 9

Harold Kottman .....1946-47  
Mel Riebe .....1947-49  
**(also wore #7)**  
George Kaftan .....1948-49  
Al Butler .....1961-62  
Greg Minor .....1994-00  
Doug Overton .....2000-01  
**(also wore #20)**  
Milt Palacio .....2000-02  
J.R. Bremer .....2002-03  
Justin Reed .....2004-06  
Rajon Rondo .....2006-present

## 10\*

Connie Simmons .....1946-48  
Meyer (Mike) Bloom .....1947-48  
Stan Noszka .....1947-49  
**(also wore #11)**  
John Hazen .....1948-49  
**(also wore #3)**  
John Ezersky .....1948-50  
**(also wore #16)**  
Gene Englund .....1949-50  
Clarence (Kleggie) Hermsen .....1950-51  
\*Jo Jo White .....1969-79

## 11

Kevin (Chuck) Connors .....1946-48  
Stan Noszka .....1947-49  
**(also wore #10)**  
Chick Halbert .....1948-49  
Tony Lavelli .....1949-50

## (also wore #4)

Chuck Cooper .....1950-54  
Mel Counts .....1964-66  
Jim Barnett .....1966-67  
Mal Graham .....1967-69  
Steve Kuberski .....1969-74

## (also wore #33)

Charlie Scott .....1975-78  
Bob McAdoo .....1978-79  
Tracy Jackson .....1981-82  
Sam Vincent .....1985-87  
Dirk Minniefield .....1987-88  
Michael Smith .....1989-91  
Stojko Vrankovic .....1991-92

## (also wore #52)

Dana Barros .....1995-00

## (also wore #13)

Randy Brown .....2000-01  
Shammond Williams .....2002-03  
Mark Bryant .....2002-03  
Marcus Banks .....2003-06  
Glen Davis .....2007-present

## 12

Art Spector .....1946-50  
Bob Donham .....1950-54  
Togo Palazzi .....1954-57  
Dan Swartz .....1962-63  
Willie Naulls .....1963-66  
Ron Watts .....1965-67  
Tom Thacker .....1967-68  
Don Chaney .....1968-75 & 1977-80

## (also wore #42)

Sidney Wicks .....1976-78  
Jerry Sichting .....1985-88  
Otis Birdsong .....1988-89  
A. J. Wynder .....1990-91  
Kevin Pritchard .....1991-92  
Bart Kofoed .....1992-93  
Chris Corchiani .....1993-94  
Dominique Wilkins .....1994-95  
Bruce Bowen .....1997-99  
Chris Herren .....2000-01  
Bimbo Coles .....2002-03  
Ricky Davis .....2003-06  
Allan Ray .....2006-07  
Bill Walker .....2008-present

## 13

Mike (Red) Wallace .....1946-47  
Gene Stump .....1947-49  
Brady Walker .....1949-51  
Kenny Sailors .....1950-51  
Dick Mehen .....1950-51  
Bob (Gabby) Harris .....1950-54

## (also wore #18)

Charles Smith .....1989-91  
Rickey Green .....1991-92  
Todd Day .....1995-97  
Dontae' Jones .....1997-98  
Damon Jones .....1998-99  
Mike James .....2003-04  
Dana Barros .....2003-04

## (also wore #11)

Delonte West .....2004-2007  
Gabe Pruitt .....2007-present

## 14\*

Don Eliason .....1946-47  
Gerard Kelly .....1946-47  
**(also wore #24)**  
Ed Ehlers .....1947-49  
\*Bob Cousy .....1950-63

## 15\*

Hal Crisler .....1946-47  
Jack (Dutch) Garfinkel .....1946-49  
**(also wore #21)**  
Jim Seminoff .....1948-50

Dwight (Red) Morrison .....1954-56  
\*Tom Heinsohn .....1956-65

## 16\*

John Ezersky .....1948-50  
**(also wore #10)**  
John Mahnken .....1949-53  
Ed Mikan .....1953-54  
Jack Nichols .....1953-58  
Ben Swain .....1958-59  
John Richter .....1959-60  
\*Tom (Satch) Sanders .....1960-73

## 17\*

Virgil Vaughn .....1946-47  
Bob Duffy .....1946-47  
Jack Hewson .....1947-48  
John Janisch .....1947-48  
John Bach .....1948-49  
Joe Mullaney .....1949-50  
Horace (Bones) McKinney .....1950-52  
Gene Conley .....1952-53 & 1958-61  
Don Barksdale .....1953-55

## (also wore #7)

Andy Phillip .....1956-58  
\*John Havlicek .....1962-78

## 18\*

Bob (Gabby) Harris .....1950-54  
**(also wore #13)**  
Bob Brannum .....1951-55  
† Jim Loscutoff .....1955-64  
John Thompson .....1964-66  
**(also wore #5)**  
Woody Saukdsberry .....1965-66  
Bailey Howell .....1966-70  
\*Dave Cowens .....1970-80

## 19\*

Bob Doll .....1948-50  
Ed (Moose) Stanczak .....1950-51  
**(also wore #21)**  
Francis (Mo) Mahoney .....1952-53  
Arnie Risen .....1955-58  
Maurice King .....1959-60  
\*Don Nelson .....1965-76

## 20

Al Lucas .....1948-49  
Dick Hemric .....1955-57  
Lou Tsioropoulos .....1956-59  
**(also wore #29)**  
Gene Guarilia .....1959-63  
Larry Siegfried .....1963-70  
Rex Morgan .....1970-72  
Phil Hankinson .....1973-75  
Fred Saunders .....1976-78  
Wayne Kreklow .....1980-81  
Scott Wedman .....1982-83  
**(also wore #8)**  
Ray Williams .....1984-85  
Darren Daye .....1986-88  
Brian Shaw .....1988-89 & 1990-92  
Sherman Douglas .....1991-96  
**(also wore #4)**  
Tyus Edney .....1997-98  
Marlon Garnett .....1998-99  
Doug Overton .....1999-00  
**(also wore #9)**  
Bryant Stith .....2000-01  
Erick Strickland .....2001-02  
Jumaine Jones .....2003-04  
Gary Payton .....2004-05  
Dan Dickau .....2005-06



Ray Allen.....2007-present

**21\***

Jack (Dutch) Garfinkel.....1946-49

*(also wore #15)*

Frank (Apples) Kudelka.....1950-51

Ed (Moose) Stanczak.....1950-51

*(also wore #19)*

Andy Duncan.....1950-51

\*Bill Sharman.....1951-61

Gary Phillips.....1961-62

Jack (The Shot) Foley.....1962-63

John McCarthy.....1963-64

Ron Bonham.....1964-66

**22\***

Ed Sadowski.....1947-48

Bob Kinney.....1948-50

\*Ed Macauley.....1950-56

**23\***

Dick Dickey.....1951-52

Ernie Barrett.....1953-56

\*Frank Ramsey.....1954-55 &amp; 1956-64

**24\***

Gerard Kelly.....1946-47

*(also wore #14)*

Harry Boykoff.....1950-51

Fred Scolari.....1954-55

\*Sam Jones.....1957-69

**25\***

\*K.C. Jones.....1958-67

*(also wore #27)*

Enoch (Bud) Olsen.....1968-69

**26**

Toby Kimball.....1966-67

Rick Weitzman.....1967-68

Rich Johnson.....1968-71

Kermit Washington.....1977-78

Patrick O'Bryant.....2008-present

**27**

K.C. Jones.....1958-67

*(also wore #25)*

Johnny Jones.....1967-68

Rich Niemann.....1969-70

Bill Dinwiddie.....1969-71

Mark Minor.....1972-73

Kevin Stacom.....1974-78

Marvin Barnes.....1978-79

Jimmy Oliver.....1993-94

Nate Driggers.....1996-97

Danny Fortson.....1999-00

Dwayne Jones.....2005-06

**28**

Sihugo Green.....1965-66

Wayne Embry.....1966-68

Jim (Bad News) Barnes.....1968-70

Willie Williams.....1970-71

Clarence Glover.....1971-72

Quinn Buckner.....1982-85

Tony Delk.....2002

*(also wore #7)*

Sam Cassell.....2007-08

**29**

Lou Tsioropoulos.....1956-59

*(also wore #20)*

Henry Finkel.....1969-75

Pervis Ellison.....1994-00

**30**

Glenn McDonald.....1974-76

Cedric Maxwell.....1977-79

*(also wore #31)*

M.L. Carr.....1979-85

Todd Lichti.....1993-94

Blue Edwards.....1994-95

Thomas Hamilton.....1995-96

Marty Conlon.....1996-97 &amp; 1999-00

*(also wore #0)*

Mark Blount.....2000-06

Sebastian Telfair.....2006-07

**31**

Tom Boswell.....1975-78

\*Cedric Maxwell.....1977-85

*(also wore #30)*

Fred Roberts.....1986-88

Ron Grandison.....1988-89

Xavier McDaniel.....1992-94

Derek Strong.....1994-95

Joe Johnson.....2001-02

Mikki Moore.....2002-03

**32\***

Steve Downing.....1973-75

Ed Searcy.....1975-76

Jeff Judkins.....1978-80

\*Kevin McHale.....1980-93

**33\***

Garfield Smith.....1970-72

Ben Clyde.....1974-75

Steve Kuberski.....1975-78

*(also wore #11)*

\*Larry Bird.....1979-92

**34**

Clyde Lovellette.....1962-64

*(also wore #4)*

Bob Nordmann.....1964-65

Jim Ard.....1974-77

Bob Bigelow.....1977-78

*(also wore #52)*

Dennis Awtrey.....1978-79

Rick Carlisle.....1984-87

Kevin Gamble.....1988-94

Xavier McDaniel.....1994-95

*(also wore #31)*

Doug Smith.....1995-96

Frank Brickowski.....1996-97

Reggie Hanson.....1997-98

Paul Pierce.....1998-present

**35\***

Paul Silas.....1972-76

Tom Barker.....1978-79

Billy Knight.....1978-79

Charles Bradley.....1981-83

Sly Williams.....1985-86

\*Reggie Lewis.....1987-93

**40**

Terry Duerod.....1980-82

Carlos Clark.....1983-85

Dino Radja.....1993-97

Travis Knight.....1997-98

Tony Battie.....1998-99

*(also wore #4)*

Callbert Cheaney.....1999-00

Rick Brunson.....2000-01

Joseph Forte.....2001-02

**41**

Curtis Rowe.....1976-79

Tony Massenburg.....1991-92

Marcus Webb.....1992-93

Stacey King.....1996-97

Eric Washington.....1999-00

Bruno Sundov.....2002-03

Michael Olowokandi.....2006-07

James Posey.....2007-08

**42**

Don Chaney.....1968-75 &amp; 1977-80

*(also wore #12)*

Jerome Anderson.....1975-76

Bobby Wilson.....1976-77

Chris Ford.....1978-82

Mark Acres.....1987-89

Dave Popson.....1990-91

Joe Wolf.....1992-93

Steve Hamer.....1996-97

Kedrick Brown.....2001-02

*(also wore #5)*

Vin Baker.....2002-04

Tony Allen.....2004-present

**43**

Earl Tatum.....1978-79

Gerald Henderson.....1979-84

Conner Henry.....1986-88

Derek Smith.....1990-91

Lorenzo Williams.....1992-93

Tony Harris.....1993-95

Brett Szabo.....1996-97

Chris Carr.....2000-01

Grant Long.....2002-03

Kendrick Perkins.....2003-present

**44**

Paul Westphal.....1972-75

Dave Bing.....1977-78

Pete Maravich.....1979-80

Danny Ainge.....1981-89

Rick Fox.....1991-97

Eric Riley.....1998-99

Adrian Griffin.....1999-01

Jiri Welsch.....2003-05

Brian Scalabrine.....2005-present

**45**

Frankie Sanders.....1978-79

Eric Fernsten.....1979-82

David Thirdkill.....1985-87

Ramon Rivas.....1988-89

Tony Dawson.....1994-95

Andrew DeClercq.....1997-99

Ruben Wolkowyski.....2002-03

Raef LaFrentz.....2003-06

**50**

Greg Kite.....1983-88

Matt Wenstrom.....1993-94

Theo Ratliff.....2006-07

Eddie House.....2007-present

**51**

Charles Claxton.....1995-96

Todd Mundt.....1995-96

Kevinn Pinkney.....2006-2007

**52**

Norm Cook.....1976-77

Bob Bigelow.....1977-78

*(also wore #34)*

Earl Williams.....1978-79

Darren Tillis.....1982-83

Stojko Vrankovic.....1990-91

*(also wore #11)*

Vitaly Potapenko.....1998-02

Ernest Brown.....2003-04

**53**

Rick Robey.....1978-83

Artis Gilmore.....1987-88

Joe Kleine.....1988-93

Alton Lister.....1995-97

**54**

Zaid Abdul Aziz (Don Smith).....1977-78

Brad Lohaus.....1987-89

Ed Pinckney.....1988-94

Larry Sykes.....1995-96

Rodney Rogers.....2002

**55**

Acie Earl.....1993-95

Eric Williams.....1995-97 &amp; 1999-03

John Thomas.....1997-98

Zan Tabak.....1997-98

Dwayne Schintzius.....1998-99

Wally Szczerbiak.....2006-07

**56**

Brandon Hunter.....2003-04

**66**

Scot Pollard.....2007-08

**88**

Antoine Walker.....2004-05

*(also wore #8)***93**

P. J. Brown.....2007-08

**99**

Roy Rogers, Jr.....1997-1998

**0**

Eric Montross.....1994-96

Julius Nwosu.....1996-97

Marty Conlon.....1996-97

*(also wore #30)*

Walter McCarty.....1996-05

Orien Greene.....2005-06

Leon Powe.....2006-present

**00\***

\*Robert Parish.....1980-94



RND NAME ..... PICK ..... COLLEGE

### 1947

1. Eddie Ehlers.....1.....Purdue
2. Gene Stump.....DePaul
3. Saul Mariaschin.....Harvard

### 1948

1. George Hauptfuehrer.....Harvard

### 1949

1. Tony Lavelli.....Yale
2. Joe Mullaney.....Holy Cross
3. Bill Tom.....Rice
4. Ed Little.....Denver Junior College
5. Bill Simpson.....Bates
6. Bill Vandenburg.....Washington
7. Duane Klueh.....Indiana State
8. Emerson Speicher.....Bowling Green
9. Bill Weight.....Brigham Young
10. Russ Washburn.....Colby

### 1950

1. Charlie Share.....Bowling Green
2. Chuck Cooper.....Duquesne
3. Bob Donham.....Ohio State
4. Ken Reeves.....Louisville
5. Jack Shelton.....Oklahoma A & M
6. Frank Mahoney.....Brown
7. Dale Barnstable.....Kentucky
8. Frank Oftring.....Holy Cross
9. Bob Cope.....Montana State
10. Matt Forman.....Holy Cross

### 1951

1. Ernie Barrett.....Kansas State
2. John Furlong.....Pepperdine
3. Bill Garrett.....Indiana
4. John Azary.....Columbia
5. Bob Barnett.....Evansville
6. Rip Gish.....Western Kentucky
7. Jim Luisi.....St. Francis (NY)
8. Hugo Kapplar.....North Carolina State

### 1952

1. Bill Stauffer.....Missouri
  2. Jim Iverson.....Kansas State
  3. J.C. Maze.....Southwest Texas State
  4. Bob Hedderick.....Canisius
  5. Don Johnson.....Oklahoma A & M
  6. Jim Buchanan.....Nebraska
  7. Fred Eyd.....Cornell
  8. Gordon Mungier.....Spring Hill
  9. Jim Dilling.....Holy Cross
  - \*10. Gene Conley.....Washington State
- \*(Selected after draft meeting)

RND NAME ..... PICK ..... COLLEGE

### 1953

1. Frank Ramsey.....Kentucky
2. Chet Noe.....Oregon
3. Cliff Hagan.....Kentucky
4. Earle Markey.....Holy Cross
5. John Holup.....George Washington
6. Vern Stokes.....St. Francis (NY)
7. Lou Tsioropoulos.....Kentucky
8. Ted Lallier.....Colby
9. Lewis Gilcrease.....Southwest Texas
10. Tom Lillis.....St. Louis
11. Gil Reich.....Kansas
12. Jim Doherty.....Whitworth

### 1954

1. Togo Palazzi.....Holy Cross
2. Dwight Morrison.....Idaho
3. Henry Daubenschmidt.....St. Francis (NY)
4. Ron Perry.....Holy Cross
5. Troy Burrus.....West Texas
6. Otto Kriehauser.....Washington (MO)
7. Paul Estergaard.....Bradley
8. Jim Young.....Santa Clara
9. Tony Daukas.....Boston College
10. Bill Johnson.....Nebraska

### 1955

1. Jim Loscutoff.....Oregon
2. Dick Hemric.....Wake Forest
3. Buzz Wilkinson.....Virginia
4. Bart Leach.....Pennsylvania
5. Bob Patterson.....Tulsa
6. John Mahoney.....William and Mary
7. John Moore.....UCLA
8. Dean Parsons.....Washington
9. Nick Romanoff.....College of Pacific
10. Jim Ahearn.....Connecticut
11. Carl Hartman.....Alderson-Broadus
12. Mark Davis.....Marietta
13. Henry Dooley.....Wiley
14. Bob Scuddelari.....Cooper Union

### 1956

1. Bill Russell.....2.....San Francisco
  - \* 1. Tom Heinsohn.....Holy Cross
  2. K.C. Jones.....San Francisco
  3. George Linn.....Alabama
  4. Dan Swartz.....Morehead
  5. Bill Logan.....Iowa
  6. Don Boldebuck.....Houston
  7. O'Neal Weaver.....Midwestern (TX)
  8. Vic Molodet.....North Carolina State
  9. Jim Houston.....Brandeis
  10. Theophileus Lloyd.....Maryland State
- \* Territorial Choice



RND NAME PICK COLLEGE

## 1957

1. Sam Jones .....8.....North Carolina Central
2. Dick O'Neal .....16.....Texas Christian
3. Chuck Schramm .....24.....Western Illinois
4. Jim Ashmore .....32.....Mississippi State
5. Grady Wallace .....40.....South Carolina
6. Maurice King .....48.....Kansas
7. Dick Grott .....55.....Denver
8. Bill Von Weghe .....62.....Rhode Island
9. Joe Gibbon .....69.....Mississippi
10. Jack Butcher .....75.....Memphis State
11. Dick Neal .....78.....Indiana

## 1958

1. Ben Swain .....8.....Texas Southern
2. Jim Smith .....15.....Steubenville
3. Jim Cunningham .....23.....Fordham
4. Don Flora .....31.....Washington and Lee
5. Gene Brown .....39.....San Francisco
6. Dave Kelleher .....47.....Morehead
7. Rudy Finderson .....55.....Brandeis

## 1959

1. John Richter .....8.....North Carolina State
2. Gene Guarilia .....16.....George Washington
3. Ralph Crosthwaite .....24.....Eastern Kentucky
4. Ed Kazakovich .....32.....Scranton
5. Don Lange .....40.....William and Mary
6. Bob Cumings .....48.....Boston University

## 1960

1. Tom Sanders .....8.....New York University
2. Leroy Wright .....16.....College of Pacific
3. Mike Graney .....24.....Notre Dame
4. Sid Cohen .....32.....Kentucky
5. Wayne Lawrence .....40.....Texas A & M
6. George Newman .....48.....Kentucky

## 1961

1. Gary Phillips .....9.....Houston
2. Al Butler .....17.....Niagara
3. Bill Depp .....31.....Vanderbilt
4. Carl Cole .....39.....Eastern Kentucky
5. Bob DiStefano .....48.....North Carolina State
6. Ned Twyman .....57.....Duquesne
7. Mel Klein .....66.....Aberdeen State

## 1962

1. John Havlicek .....7.....Ohio State
2. Jack Foley .....16.....Holy Cross
3. Jim Hadnot .....25.....Providence
4. Roger Strickland .....34.....Jacksonville
5. Gary Daniels .....43.....Citadel
6. Jim Hooley .....52.....Boston College
7. Clyde Arnold .....60.....Duquesne
8. Chuck Chevalier .....69.....Boston College
9. Mike Cingiser .....78.....Brown

RND NAME PICK COLLEGE

## 1963

1. Bill Green .....8.....Colorado State
3. Chuck Kriston .....26.....Valparaiso
4. Connie McGuire .....35.....Southeast Oklahoma
5. W.D. Stroud .....44.....Mississippi State
6. Vinnie Ernst .....53.....Providence
7. Herb McGee .....62.....Philadelphia Textile

## 1964

1. Mel Counts .....7.....Oregon State
2. Ron Bonham .....16.....Cincinnati
3. John Thompson .....25.....Providence
4. Joe Strawder .....34.....Bradley
5. Nick Werkman .....43.....Seton Hall
6. Leverne Tart .....52.....Bradley
7. Rich Falk .....61.....Northwestern
8. Jeff Blue .....70.....Butler
9. Charlie Kelley .....77.....West Virginia
10. Duane Corriveau .....84.....Clark

## 1965

1. Ollie Johnson .....7.....San Francisco
2. Ron Watts .....13.....Wake Forest
3. Toby Kimball .....22.....Connecticut
4. Richie Tarrant .....31.....St. Michael's
5. Don Davidson .....40.....Davidson
6. Hack Tison .....49.....Duke
7. George Deehan .....58.....Lenoir Rhyne

## 1966

1. Jim Barnett .....8.....Oregon
2. Leon Clark .....18.....Wyoming
3. Gary Turner .....28.....Texas Christian
4. John Austin .....38.....Boston College
6. Charlie Hunter .....58.....Oklahoma City
7. Gerry Ward .....67.....Maryland
8. Russ Gumina .....76.....San Francisco

## 1967

1. Mal Graham .....11.....New York University
4. Neville Shed .....40.....Texas—El Paso
5. Mike Redd .....52.....Kentucky Wesleyan
6. Ed Hummer .....64.....Princeton
7. Edgar Lacey .....76.....UCLA
8. Andy Anderson .....88.....Canisius
9. Henry Brown .....99.....Lowell Tech
10. Rick Weitzman .....110.....Northeastern
11. Joe Harrington .....120.....Maryland



RND NAME ..... PICK ..... COLLEGE

### 1968

1.	Don Chaney	12	Houston
3.	Garfield Smith	32	Eastern Kentucky
4.	Rich Johnson	46	Grambling
5.	Thad Jaracz	60	Kentucky
6.	Jerry Newsome	74	Indiana State
7.	Mike Lewis	88	Duke
8.	Julius Keye	102	Alcorn A & M
9.	Bill Butler	116	St. Bonaventure
10.	Ivan Leschinsky	130	Long Island
11.	Tom Neimeir	143	Evansville
12.	Bill Langheld	156	Fordham
13.	Art Stephenson	168	Rhode Island
14.	Keith Hochstein	179	Holy Cross

### 1969

1.	Jolo White	9	Kansas
3.	Julius Keye	38	Alcorn A & M
4.	Steve Kuberski	52	Bradley
5.	George Thompson	66	Marquette
6.	Dolph Puliam	80	Drake
7.	Jim Johnson	94	Wisconsin
8.	Bob Whitmore	108	Notre Dame
9.	Gordon Smith	122	Cincinnati
10.	Jim Picka	136	High Point
11.	Larry Frinston	150	Kenyon
12.	Rod Forbes	163	Boston State
13.	Billy Evans	175	Boston College

### 1970

1.	Dave Cowens	4	Florida State
2.	Rex Morgan	21	Jacksonville
3.	Willie Williams	38	Florida State
4.	John McKinney	55	Norfolk State
5.	Tom Carter	72	Paul Quinn
6.	Rod McIntyre	89	Jacksonville
7.	Charlie Scott	106	North Carolina
8.	Bob Croft	123	Tennessee
9.	Tom Little	140	Seattle
10.	Mike Maloy	157	Davidson

### 1971

1.	Clarence Glover	10	Western Kentucky
2.	Jim Rose	28	Western Kentucky
3.	Dave Robisch	44	Kansas
4.	Randy Denton	61	Duke
6.	Thorpe Webber	95	Vanderbilt
7.	Skip Young	112	Florida State
8.	John Ribock	129	South Carolina
9.	Ray Green	145	California State (Pa.)
10.	Dave Dover	161	Harvard
11.	Reggie Brooks	176	NH College
12.	Alan Dalton	189	Suffolk
13.	Leroy Chalk	201	Nebraska

RND NAME ..... PICK ..... COLLEGE

### 1972

1.	Paul Westphal	10	Southern California
2.	Dennis Wuycik	27	North Carolina
3.	Wayne Grabiec	44	Michigan
4.	Nate Stephens	61	Long Beach
5.	Bryan Adrian	77	Davidson
6.	Doug Holcomb	94	Memphis State
7.	Steve Previs	111	North Carolina
8.	Sam McCarney	127	Oral Roberts
10.	Marty Hunt	154	Kenyon
11.	Mark Minor	165	Ohio State
12.	Phil Stephens	173	South Carolina State

### 1973

1.	Steve Downing	17	Indiana
2.	Phil Hankinson	35	Pennsylvania
3.	Martinez Denmon	52	Iowa State
4.	Richard Fuqua	69	Oral Roberts
5.	Byron Jones	86	San Francisco
6.	Joe Cafferky	103	North Carolina State
7.	Mike Stewart	120	Santa Clara
8.	Robert White	137	Sam Houston
9.	Corky Taylor	151	Minnesota
10.	Steve Turner	165	Vanderbilt
11.	Ed Hastings	174	Villanova
12.	Bruce Winkler	182	Santa Clara
13.	Scott Koelzer	188	Montana State
14.	Rick Williams	193	Iowa
15.	James Gilchrist	198	Florida Southern
16.	Sam Barber	202	Bethune Cookman
17.	Lamont King	206	Long Beach State
18.	Peter Gavitt	208	Maine
19.	Tom Austin	210	Massachusetts

### 1974

1.	Glenn McDonald	17	Long Beach State
2.	Kevin Stacom	35	Providence
3.	Roscoe Pondexter	53	Long Beach State
4.	Lerman Battle	71	Fairmont State
5.	Ben Clyde	89	Florida State
6.	Gene Harmon	107	Creighton
7.	Ron Brown	125	Penn State
8.	Richard Wallace	143	Georgia Southern
9.	Al Skinner	160	Massachusetts
10.	Phil Rodgers	177	Fairfield

### 1975

1.	Tom Boswell	17	South Carolina
3.	Jerome Anderson	53	West Virginia
4.	Cyrus Mann	72	Illinois State
5.	Darrell Brown	89	Fordham
6.	Rick Coleman	108	Jacksonville
7.	Al Boswell	125	Oral Roberts
8.	Roger Morningstar	144	Kansas
9.	Robert Rhodes	159	Albany State
10.	Bill Endicott	174	Massachusetts



RND NAME ..... PICK ..... COLLEGE

## 1976

1.	Norm Cook	16	Kansas
3.	Jerrel Fort	51	Nebraska
4.	Lewis Linder	67	Kentucky State
5.	Lewis McKinney	85	St. Louis
6.	Art Collins	103	Biscayne
7.	Ralph Drollinger	121	UCLA
8.	John Clark	139	Northeastern
9.	Bill Collins	157	Boston College
10.	Otho Tucker	175	Illinois

## 1977

1.	Cedric Maxwell	12	UNC-Charlotte
3.	Skip Brown	56	Wake Forest
4.	Jeff Cummings	78	Tulane
5.	Bill Langloh	100	Virginia
6.	Ray Pace	122	Rutgers—Camden
7.	Dave Kyle	142	Cleveland State
8.	Tom Harris	161	Bowling Green

## 1978

1.	Larry Bird	6	Indiana State
1.	Freeman Williams	8	Portland State
2.	Jeff Judkins	30	Utah
3.	Dana Skinner	50	Merrimack
4.	Dave Nelson	72	Bloomfield (N.J.)
5.	Greg Tynes	94	Seton Hall
6.	Dave Winey	116	Minnesota
7.	Steve Balkun	137	Fairfield
8.	Kim Fisher	156	Fairfield
9.	Les Anderson	173	George Washington
10.	Walter Harrigan	188	Brandeis

## 1979

3.	Wayne Kreklow	53	Drake
3.	Ernesto Malcolm	61	Briarcliff
4.	Nick Galis	68	Seton Hall
5.	Jimmy Allen	90	New Haven
6.	Marvin Delph	110	Arkansas
7.	Steve Castellan	130	Virginia
8.	Glen Sudhop	149	North Carolina State
9.	Kevin Sinnett	168	Navy
10.	Alton Byrd	186	Columbia

## 1980

1.	Kevin McHale	3	Minnesota
2.	Arnette Hallman	46	Purdue
3.	Ron Perry Jr.	54	Holy Cross
3.	Donald Newman	69	Idaho
4.	Kevin Hamilton	92	Iona
5.	Rufus Harris	115	Maine
6.	Ken Evans	138	Norfolk State
7.	Les Henson	160	Virginia Tech
8.	Steve Wright	179	Boston University
9.	Brian Jung	199	Northwestern
10.	John Nolan	214	Providence

RND NAME ..... PICK ..... COLLEGE

## 1981

1.	Charles Bradley	23	Wyoming
2.	Tracy Jackson	25	Notre Dame
2.	Danny Ainge	31	Brigham Young
3.	John Johnson	69	Michigan
4.	Stanley Williams	91	LaSalle
5.	Glen Grunwald	115	Indiana
6.	Steve Waite	137	Iowa
7.	Tom Seaman	161	Holy Cross
8.	George Morrow	182	Creighton
9.	Greg McCray	203	Va. Comm.
10.	Ken Matthews	222	No. Car. St.

## 1982

1.	Darren Tillis	23	Cleveland State
2.	Tony Guy	46	Kansas
3.	Perry Moss	69	Northeastern
4.	Greg Stewart	92	Tulsa
5.	William Brown	115	St. Peter's
6.	John Schweitz	138	Richmond
7.	Phil Collins	161	West Virginia
8.	Ed Spriggs	184	Georgetown
9.	Panayoti Giannakis	205	Hellenic
10.	Landon Turner	225	Indiana

## 1983

1.	Greg Kite	21	Brigham Young
3.	Winfred King	52	E. Tenn. St.
3.	Craig Robinson	68	Virginia
4.	Carlos Clark	91	Mississippi
5.	Rob Reitz	114	Stonehill
6.	Paul Atkins	137	Dallas Baptist
7.	Ron Jackson	160	Providence
8.	Trent Johnson	183	Pittsburgh
9.	John Rice	205	UMass-Boston
10.	Andy Kupec	226	Bentley

## 1984

1.	Michael Young	24	Houston
2.	Ronnie Williams	47	Florida
3.	Rick Carlisle	70	Virginia
4.	Kevin Mullin	93	Princeton
5.	Todd Orlando	116	Bentley
6.	Steve Carfino	139	Iowa
7.	Mark VanValkenburg	162	Fram. State
8.	Champ Godboldt	184	Holy Cross
9.	Joe Dickson	206	Merrimack
10.	Dan Trant	228	Clark

## 1985

1.	Sam Vincent	20	Michigan State
3.	Andre Battle	70	Loyola (IL)
4.	Cliff Webber	93	Liberty Baptist
5.	Albert Butts	116	LaSalle
6.	Ralph Lewis	139	LaSalle
7.	Chris Remley	162	Rutgers



RND NAME ..... PICK ..... COLLEGE

### 1986

1. Len Bias ..... 2 ..... Maryland
4. Tony Benford ..... 93 ..... Texas Tech
5. Dave Colbert ..... 116 ..... Dayton
6. Greg Wendt ..... 139 ..... Detroit
7. Tom Ivey ..... 162 ..... Boston U.

### 1987

1. Reggie Lewis ..... 22 ..... Northeastern
2. Brad Lohaus ..... 45 ..... Iowa
4. Tom Sheehy ..... 70 ..... Virginia
4. Darryl Kennedy ..... 91 ..... Oklahoma
5. David Butler ..... 114 ..... California
6. Tim Naegeli ..... 137 ..... Wisc-Stevens Point
7. Gerry Corcoran ..... 160 ..... Northeastern

### 1988

1. Brian Shaw ..... 24 ..... UCSB
3. Gerald Paddio ..... 74 ..... UNLV

### 1989

1. Michael Smith ..... 13 ..... Brigham Young
2. Dino Radja ..... 40 ..... Croatia

### 1990

1. Dee Brown ..... 19 ..... Jacksonville

### 1991

1. Rick Fox ..... 24 ..... North Carolina

### 1992

1. Jon Barry ..... 21 ..... Georgia Tech
2. Darren Morningstar ..... 47 ..... Pittsburgh

### 1993

1. Acie Earl ..... 19 ..... Iowa

### 1994

1. Eric Montross ..... 8 ..... North Carolina
2. Andrei Fetisov ..... 36 ..... Forum Valladolid

### 1995

1. Eric Williams ..... 14 ..... Providence
2. Junior Burrough ..... 33 ..... Virginia

### 1996

1. Antoine Walker ..... 6 ..... Kentucky
2. Steve Hamer ..... 38 ..... Tennessee

### 1997

1. Chauncey Billups ..... 3 ..... Colorado
1. Ron Mercer ..... 6 ..... Kentucky
2. Ben Pepper ..... 56 ..... Newcastle Falcons (NBL)

RND NAME ..... PICK ..... COLLEGE

### 1998

1. Paul Pierce ..... 10 ..... Kansas

### 1999

2. Kris Clack ..... 55 ..... Texas

### 2000

1. Jerome Moiso ..... 11 ..... UCLA
  2. Josip Sesar\* ..... 49 ..... Cibona Zagreb
- \*originally selected by Seattle, acquired in draft day trade

### 2001

1. Joe Johnson ..... 10 ..... Arkansas
1. Kedrick Brown ..... 11 ..... Okaloosa-Walton CC
1. Joseph Forte ..... 21 ..... North Carolina

### 2002

2. Darius Songaila ..... 50 ..... Wake Forest

### 2003

1. Troy Bell ..... 16 ..... Boston College\*
1. Dahntay Jones ..... 20 ..... Duke\*
2. Brandon Hunter ..... 56 ..... Ohio University

\* Picks traded on Draft Night to the Memphis Grizzlies for Marcus Banks (selected 11<sup>th</sup>) & Kendrick Perkins (selected 27<sup>th</sup>).

### 2004

1. Al Jefferson ..... 15 ..... Prentiss H.S. (MS)
1. Delonte West ..... 24 ..... St. Josephs
1. Tony Allen ..... 25 ..... Oklahoma State
2. Justin Reed ..... 40 ..... Mississippi

### 2005

1. Gerald Green ..... 18 ..... Gulf Shores Academy (TX)
2. Ryan Gomes ..... 50 ..... Providence
2. Orien Greene ..... 53 ..... Louisiana-Lafayette

### 2006

1. Rajon Rondo ..... 21 ..... Kentucky\*
2. Leon Powe ..... 49 ..... California\*

\* Picks acquired on Draft Night, Rondo from the Phoenix Suns and Powe from the Denver Nuggets.

### 2007

1. Jeff Green ..... 5 ..... Georgetown\*
2. Gabe Pruitt ..... 32 ..... Southern California

\* Draft rights traded with Wally Szczerbiak and Delonte West to the Seattle Supersonics in exchange for Ray Allen and the draft rights to Glen Davis (selected 35<sup>th</sup>).

### 2008

1. J.R. Giddens ..... 30 ..... New Mexico
2. Semih Erden ..... 60 ..... Turkey



## PRESIDENTS

1946-63	Walter Brown
1963-65	Lou Pieri
1965-67	Jack Waldron
1967-68	Clarence Adams
1968-70	Jack Waldron
1970-97	Red Auerbach
1997-01	Rick Pitino
2001-07	Red Auerbach
2007-present	Rich Gotham

## GENERAL MANAGERS

1946-50	Walter Brown
1950-64	Walter Brown (Business Operations)/ Red Auerbach (Basketball Operations)
1964-84	Red Auerbach
1984-90	Jan Volk
1990-94	Dave Gavitt (Senior Executive VP)/ Jan Volk (GM)
1994-97	Jan Volk (GM)/M.L. Carr (Director of Basketball Operations)
1997-2007	Chris Wallace
2003-present	Danny Ainge (Executive Director of Basketball Operations and General Manager)

## HEAD COACHES

1946-48	Honey Russell Released after 1947-48
1948-50	Doggie Julian Hired April 11, 1948; Resigned after 1949-50
1950-66	Red Auerbach Hired April 27, 1950; Announced resignation before 1965-66, effective after the 1966 playoffs
1966-69	Bill Russell Retired as player/coach after 1968-69 season
1969-78	Tom Heinsohn Released January 3, 1978
1978	Tom Sanders Hired January 3, 1978; Released November, 1978
1978-79	Dave Cowens Relinquished coaching duties after 1978-79
1979-83	Bill Fitch Hired May 23, 1979; Resigned May 27, 1983
1983-88	K.C. Jones Hired June 7, 1983; Announced resignation on May 3, 1988, effective after the 1988 playoffs
1988-90	Jim Rodgers Released May 8, 1990
1990-95	Chris Ford Hired June 12, 1990; Released May 17, 1995
1995-97	M.L. Carr Hired June 20, 1995, Relinquished H.C. title April 30, 1997
1997-01	Rick Pitino Hired May 8, 1997 Resigned January 8, 2001 Jim O'Brien named Interim Head Coach
2001-2004	Jim O'Brien Named Head Coach April 24, 2001 Resigned January 27, 2004. John Carroll named Interim Head Coach
2004-present	Glenn "Doc" Rivers Hired April 29, 2004

## ASSISTANT COACHES

1946-48	Danny Silva
1948-50	Henry McCarthy
1949-50	Art Spector
1972-77	John Killilea
1977-78	Tom Sanders
1977-83	K.C. Jones
1978-79	Bob MacKinnon
1980-88	Jim Rodgers
1983-90	Chris Ford
1984-88	Ed Badger
1988-90	Lanny Van Eman
1990-96	Don Casey
1990-94	Jon P. Jennings
1993-97	Dennis Johnson
1995-97	John Kuester
1997-98	Winston Bennett
1998-00	Andy Enfield
1997-01	Jim O'Brien
1997-04	John Carroll
1998-04	Lester Conner
2001-04	Dick Harter
2001-04	Frank Vogel
2002-04	Joe Gallagher
2004-06	Jim Brewer
2004-06	Paul Pressey
2004-05	Kevin Eastman
2006-present	Kevin Eastman
2004-07	Tony Brown
2004-present	Armond Hill
2004-07	Dave Wohl
2006-present	Clifford Ray
2007-present	Tom Thibodeau
2007-present	Mike Longabardi

## TEAM CAPTAINS (SINCE 1950)

1950-63	Bob Cousy
1963-69	Bill Russell
1969-78	John Havlicek
1978-80	Dave Cowens
1980-92	Larry Bird
1992-93	Reggie Lewis
1993-94	Robert Parish
1994-95	Dee Brown and Dominique Wilkins
1995-96	Dee Brown
1996-97	Rick Fox
1997-98	Dee Brown, Pervis Ellison, Antoine Walker
1998-99	Antoine Walker
1999-00	Antoine Walker and Dana Barros
2000-03	Antoine Walker and Paul Pierce
2003-present	Paul Pierce



### BY YEAR

\*NBA Championships

YEAR	COACH	REGULAR SEASON		PLAYOFFS	
		W	L	W	L
1946-47	John (Honey) Russell	22	38	-	-
1947-48	John (Honey) Russell	20	28	1	2
1948-49	Alvin (Doggie) Julian	25	35	-	-
1949-50	Alvin (Doggie) Julian	22	46	-	-
1950-51	Arnold (Red) Auerbach	39	30	0	2
1951-52	Arnold (Red) Auerbach	39	27	1	2
1952-53	Arnold (Red) Auerbach	46	25	3	3
1953-54	Arnold (Red) Auerbach	42	30	2	4
1954-55	Arnold (Red) Auerbach	36	36	3	4
1955-56	Arnold (Red) Auerbach	39	33	1	2
* 1956-57	Arnold (Red) Auerbach	44	28	7	3
1957-58	Arnold (Red) Auerbach	49	23	6	5
* 1958-59	Arnold (Red) Auerbach	52	20	8	3
* 1959-60	Arnold (Red) Auerbach	59	16	8	5
* 1960-61	Arnold (Red) Auerbach	57	22	8	2
* 1961-62	Arnold (Red) Auerbach	60	20	8	6
* 1962-63	Arnold (Red) Auerbach	58	22	8	5
* 1963-64	Arnold (Red) Auerbach	59	21	8	2
* 1964-65	Arnold (Red) Auerbach	62	18	8	4
* 1965-66	Arnold (Red) Auerbach	54	26	11	6
1966-67	Bill Russell	60	21	4	5
* 1967-68	Bill Russell	54	28	12	7
* 1968-69	Bill Russell	48	34	12	6
1969-70	Tom Heinsohn	34	48	-	-
1970-71	Tom Heinsohn	44	38	-	-
1971-72	Tom Heinsohn	56	26	5	6
1972-73	Tom Heinsohn	68	14	7	6
* 1973-74	Tom Heinsohn	56	26	12	6
1974-75	Tom Heinsohn	60	22	6	5
* 1975-76	Tom Heinsohn	54	28	12	6
1976-77	Tom Heinsohn	44	38	5	4
1977-78	Tom Heinsohn	11	23	-	-
	Thomas (Satch) Sanders	21	27	-	-
1978-79	Thomas (Satch) Sanders	2	12	-	-
	Dave Cowens	27	41	-	-

YEAR	COACH	REGULAR SEASON		PLAYOFFS	
		W	L	W	L
1979-80	Bill Fitch	61	21	5	4
* 1980-81	Bill Fitch	62	20	12	5
1981-82	Bill Fitch	63	19	7	5
1982-83	Bill Fitch	56	26	2	5
* 1983-84	K.C. Jones	62	20	15	8
1984-85	K.C. Jones	63	19	13	8
* 1985-86	K.C. Jones	67	15	15	3
1986-87	K.C. Jones	59	23	13	10
1987-88	K.C. Jones	57	25	9	8
1988-89	Jim Rodgers	42	40	0	3
1989-90	Jim Rodgers	52	30	2	3
1990-91	Chris Ford	56	26	5	6
1991-92	Chris Ford	51	31	6	4
1992-93	Chris Ford	48	34	1	3
1993-94	Chris Ford	32	50	-	-
1994-95	Chris Ford	35	47	1	3
1995-96	M.L. Carr	33	49	-	-
1996-97	M.L. Carr	15	67	-	-
1997-98	Rick Pitino	36	46	-	-
1998-99	Rick Pitino	19	31	-	-
1999-00	Rick Pitino	35	47	-	-
2000-01	Rick Pitino	12	22	-	-
	Jim O'Brien	24	24	-	-
2001-02	Jim O'Brien	49	33	9	7
2002-03	Jim O'Brien	44	38	4	6
2003-04	Jim O'Brien	22	24	-	-
	John Carroll	14	22	0	4
2004-05	Glenn "Doc" Rivers	45	37	3	4
2005-06	Glenn "Doc" Rivers	33	49	0	0
2006-07	Glenn "Doc" Rivers	24	58	0	0
2007-08	Glenn "Doc" Rivers	66	16	16	10
<b>TOTALS</b>	<b>16 COACHES</b>	<b>2860</b>	<b>1979</b>	<b>304</b>	<b>220</b>

### BY COACH

COACH	REGULAR SEASON		PLAYOFFS	
John Russell	42-66	(.389)	1-2	(.333)
Alvin Julian	47-81	(.367)	0-0	(.000)
Red Auerbach	795-397	(.667)	90-58	(.608)
Bill Russell	162-83	(.661)	28-18	(.609)
Tom Heinsohn	427-263	(.619)	47-33	(.588)
Tom Sanders	23-39	(.371)	0-0	(.000)
Dave Cowens	27-41	(.397)	0-0	(.000)
Bill Fitch	242-86	(.738)	26-19	(.578)
K.C. Jones	308-102	(.751)	65-37	(.637)
Jim Rodgers	94-70	(.573)	2-6	(.250)
Chris Ford	222-188	(.541)	13-16	(.448)
M.L. Carr	48-116	(.293)	0-0	(.000)
Rick Pitino	102-146	(.411)	0-0	(.000)
Jim O'Brien	139-119	(.538)	13-13	(.500)
John Carroll	14-22	(.388)	0-4	(.000)
Glenn "Doc" Rivers	168-160	(.512)	19-14	(.576)
<b>TOTALS</b>	<b>2860-1979</b>	<b>(.591)</b>	<b>304-220</b>	<b>(.580)</b>



YEAR	HOME	ROAD	NEUTRAL	TOTAL	PCT	POS	GA/GB
1946-47	14-16	8-22		22-38	.367	6	-27
1947-48	11-13	9-15		20-28	.417	3	-7
1948-49	17-12	7-20	1-3	25-35	.417	5	-13
1949-50	12-14	5-28	5-4	22-46	.324	6	-31
1950-51	26-6	9-22	4-2	39-30	.565	2	-2.5
1951-52	22-7	10-19	7-1	39-27	.591	2	-1
1952-53	21-3	11-18	14-4	46-25	.648	3	-1.5
1953-54	16-6	11-19	15-5	42-30	.583	2	-2
1954-55	20-5	5-22	11-9	36-36	.500	3	-7
1955-56	20-7	12-15	7-11	39-33	.542	2	-6
1956-57	27-4	12-19	5-5	44-28	.611	1	+6
1957-58	25-4	17-13	7-6	49-23	.681	1	+8
1958-59	26-4	13-15	13-1	52-20	.722	1	-12
1959-60	25-2	23-9	11-5	59-16	.787	1	+10
1960-61	21-7	24-11	12-4	57-22	.722	1	+11
1961-62	23-5	26-12	11-3	60-20	.750	1	+11
1962-63	25-5	21-16	12-1	58-22	.725	1	+10
1963-64	26-4	21-17	12-0	59-21	.738	1	+4
1964-65	27-3	27-11	8-4	62-18	.755	1	+14
1965-66	26-5	19-18	9-3	54-26	.675	2	-1
1966-67	27-4	25-11	8-6	60-21	.741	2	-8
1967-68	28-9	20-16	6-3	54-28	.659	2	-8
1968-69	24-12	21-19	3-3	48-34	.585	4	-9
1969-70	16-21	13-27	5-0	34-48	.415	6	-26
1970-71	25-14	18-22	1-2	44-38	.537	3	-8
1971-72	32-9	21-16	3-1	56-26	.683	1	+8
1972-73	33-6	32-8	3-0	68-14	.829	1	+11
1973-74	26-6	21-18	9-2	56-26	.683	1	+7
1974-75	28-13	32-9		60-22	.732	1	+11
1975-76	31-10	23-18		54-28	.659	1	+8
1976-77	28-13	16-25		44-38	.537	2	-6
1977-78	24-17	8-33		32-50	.390	3	-23
1978-79	21-20	8-33		29-53	.354	5	-25
1979-80	35-6	26-15		61-21	.744	1	+2
1980-81	35-6	27-14		62-20	.756	1	0
1981-82	35-6	28-13		63-19	.768	1	+5
1982-83	33-8	23-18		56-26	.683	2	-9
1983-84	33-8	29-12		62-20	.756	1	+10
1984-85	35-6	28-13		63-19	.768	1	+5
1985-86	40-1	27-14		67-15	.817	1	+13
1986-87	39-2	20-21		59-23	.720	1	+14
1987-88	36-5	21-20		57-25	.695	1	+19
1988-89	32-9	10-31		42-40	.512	3	-10
1989-90	30-11	22-19		52-30	.634	2	-1
1990-91	35-6	21-20		56-26	.683	1	+12
1991-92	34-7	17-24		51-31	.622	1	0
1992-93	28-13	20-21		48-34	.585	2	-12
1993-94	18-23	14-27		32-50	.390	5	-25
1994-95	20-21	15-26		35-47	.427	3	-22
1995-96	18-23	15-26		33-49	.402	5	-27
1996-97	11-30	4-37		15-67	.183	7	-46
1997-98	24-17	12-29		36-46	.439	6	-19
1998-99	10-15	9-16		19-31	.380	5	-14
1999-00	26-15	9-32		35-47	.427	5	-17
2000-01	20-21	16-25		36-46	.439	5	-20
2001-02	27-14	22-19		49-33	.598	2	-3
2002-03	25-16	19-22		44-38	.537	3	-5
2003-04	19-22	17-24		36-46	.439	4	-11
2004-05	27-14	18-23		45-37	.549	1	+2
2005-06	21-20	12-29		33-49	.400	3	-16
2006-07	12-29	12-29		24-58	.293	5	-23
2007-08	35-6	31-10		66-16	.805	1	+25
<b>TOTALS</b>	<b>1566-666</b>	<b>1092-1225</b>	<b>202-88</b>	<b>2860-1979</b>			
	<b>(.702)</b>	<b>(.471)</b>	<b>(.697)</b>	<b>(.591)</b>			



SEASON	OCT	NOV	DEC	JAN	FEB	MARCH	APRIL	MAY	TOTAL
1946-47	0-0	2-10	3-10	8-5	4-6	5-7	0-0		22-38
1947-48	0-0	5-5	6-4	3-9	3-7	3-3	0-0		20-28
1948-49	0-0	5-8	5-6	3-12	6-5	6-4	0-0		25-35
1949-50	0-0	4-11	7-6	4-10	6-9	1-10	0-0		22-46
1950-51	0-0	10-7	7-6	9-5	9-6	4-6	0-0		39-30
1951-52	0-0	9-4	8-6	6-6	9-7	7-4	0-0		39-27
1952-53	1-0	8-5	10-6	10-9	10-3	7-2	0-0		46-25
1953-54	0-0	5-8	12-8	7-6	13-6	5-2	0-0		42-30
1954-55	0-2	5-5	8-7	12-6	7-10	4-6	0-0		36-36
1955-56	0-0	5-4	10-5	11-11	9-8	4-5	0-0		39-33
1956-57	1-0	10-3	9-7	11-6	10-7	3-5	0-0		44-28
1957-58	3-0	12-1	9-6	9-8	12-5	4-3	0-0		49-23
1958-59	0-1	10-4	13-4	13-4	13-4	3-3	0-0		52-20
1959-60	3-0	12-4	15-0	11-7	15-4	3-1	0-0		59-16
1960-61	2-1	12-2	10-8	14-5	12-5	7-1	0-0		57-22
1961-62	2-0	12-3	15-2	10-8	15-5	6-2	0-0		60-20
1962-63	4-1	11-4	9-5	14-6	13-5	7-1	0-0		58-22
1963-64	4-0	11-1	10-4	11-8	15-6	8-2	0-0		59-21
1964-65	8-0	8-5	15-2	15-2	11-4	5-5	0-0		62-18
1965-66	3-3	11-2	10-4	10-7	12-7	8-3	0-0		54-26
1966-67	4-1	11-3	12-4	13-4	10-5	10-4	0-0		60-21
1967-68	5-0	10-5	10-5	10-7	12-5	7-6	0-0		54-28
1968-69	4-2	11-4	7-6	12-6	7-9	7-7	0-0		48-34
1969-70	2-4	5-11	8-7	7-10	8-7	4-9	0-0		34-48
1970-71	5-5	8-5	9-7	8-9	8-8	6-4	0-0		44-38
1971-72	6-2	8-7	13-3	10-6	10-5	9-3	0-0		56-26
1972-73	9-0	9-3	11-3	12-3	12-4	15-1	0-0		68-14
1973-74	5-3	11-1	13-2	7-6	9-6	11-8	0-0		56-26
1974-75	3-4	8-6	10-3	13-1	10-4	13-4	3-0		60-22
1975-76	3-0	6-6	12-3	12-4	7-5	11-6	3-4		54-28
1976-77	4-0	6-8	7-7	6-11	8-4	9-6	4-2		44-38
1977-78	1-5	6-7	4-11	4-7	7-5	8-10	2-5		32-50
1978-79	1-6	4-10	8-5	5-10	7-5	3-12	1-5		29-53
1979-80	7-2	10-2	12-5	11-4	9-2	12-6	0-0		61-21
1980-81	6-3	9-4	14-1	14-2	8-5	11-5	0-0		62-20
1981-82	1-1	12-1	9-5	10-4	8-4	16-1	7-3		63-19
1982-83	2-0	11-3	9-5	13-2	6-5	8-8	7-3		56-26
1983-84	1-1	11-4	12-3	11-1	8-6	13-4	6-1		62-20
1984-85	2-0	11-1	13-5	11-3	10-3	12-3	4-4		63-19
1985-86	2-1	13-1	8-5	12-1	11-3	15-2	6-2		67-15
1986-87	1-0	9-4	10-5	13-2	9-4	11-5	6-3		59-23
1987-88	0-0	10-4	7-5	14-3	8-5	11-4	7-4		57-25
1988-89	0-0	8-7	5-7	7-8	6-7	11-4	5-7		42-40
1989-90	0-0	8-7	9-4	9-5	7-6	9-6	10-2		52-30
1990-91	0-0	12-2	11-3	9-6	9-4	11-5	4-6		56-26
1991-92	0-0	10-6	9-4	8-7	4-9	11-4	9-1		51-31
1992-93	0-0	5-8	7-9	10-4	7-4	13-3	6-6		48-34
1993-94	0-0	7-7	5-10	8-6	0-12	5-8	7-7		32-50
1994-95	0-0	7-6	4-11	5-9	6-6	6-11	7-4		35-47
1995-96	0-0	5-7	7-9	4-11	4-9	8-8	5-5		33-49
1996-97	0-0	4-10	2-11	4-11	1-13	2-14	2-8		15-67
1997-98	1-0	6-9	7-5	6-10	7-6	4-11	5-5		36-46
1998-99					6-5	4-14	9-9	0-3	19-31
1999-00	0-0	7-7	5-9	8-7	3-10	7-9	5-5		35-47
2000-01	0-0	7-8	5-10	7-8	6-6	8-7	3-7		36-46
2001-02	1-1	6-5	11-5	8-8	5-7	11-6	7-1		49-33
2002-03	0-2	10-3	9-7	7-8	7-5	7-9	4-4		44-38
2003-04	2-0	5-9	9-8	6-10	3-9	9-5	2-5		36-46
2004-05	0-0	5-8	8-8	8-8	8-4	9-5	7-4		45-37
2005-06	0-0	6-8	6-9	6-10	5-6	7-9	3-7		33-49
2006-07	0-0	5-9	5-10	2-14	3-9	7-8	2-8		24-58
2007-08	0-0	13-2	13-1	10-5	9-4	13-3	8-1		66-16
<b>TOTALS</b>	<b>109-51</b>	<b>502-324</b>	<b>546-351</b>	<b>551-372</b>	<b>502-371</b>	<b>484-342</b>	<b>166-138</b>	<b>0-3</b>	<b>2860-1979</b>
	<b>(.680)</b>	<b>(.605)</b>	<b>(.609)</b>	<b>(.597)</b>	<b>(.575)</b>	<b>(.585)</b>	<b>(.546)</b>	<b>(.000)</b>	<b>(.591)</b>



SEASON	10	20	30	40	50	60	70	80	FINAL
1946-47	1-9	5-15	9-21	15-25	18-32	22-38			22-38
1947-48	5-5	11-9	14-16	15-25					20-28
1948-49	5-5	9-11	12-18	13-27	19-31	25-35			25-35
1949-50	3-7	6-14	11-19	18-32		21-39			22-46
1950-51	7-3	12-8	17-13	24-16	29-21	35-25			39-30
1951-52	8-2	13-7	19-11	24-16	28-22	35-25			39-27
1952-53	6-4	13-7	19-11	26-14	30-20	38-22	46-24		46-25
1953-54	4-6	9-11	15-15	23-17	26-24	33-27	40-30		42-30
1954-55	4-6	9-11	15-15	22-18	26-24	30-30	35-35		36-36
1955-56	6-4	11-9	18-12	24-16	28-22	33-27	38-32		39-33
1956-57	7-3	15-5	20-10	26-14	34-16	39-21	43-27		44-28
1957-58	10-0	18-2	24-6	28-12	35-15	42-18	48-22		49-23
1958-59	5-5	12-8	22-8	30-10	37-13	45-15	51-19		52-20
1959-60	9-1	16-4	26-4	32-8	39-11	47-13	55-15		59-16
1960-61	7-3	15-5	21-9	28-12	35-15	42-18	49-21		57-22
1961-62	9-1	17-3	26-4	33-7	38-12	44-16	52-18	60-20	60-20
1962-63	8-2	15-5	21-9	26-14	34-16	42-18	50-20	58-22	58-22
1963-64	9-1	18-2	25-5	31-9	37-13	44-16	51-19	59-21	59-21
1964-65	10-0	15-5	24-6	33-7	42-8	49-11	57-13	62-18	62-18
1965-66	7-3	14-6	22-8	28-12	34-16	41-19	47-23	54-26	54-26
1966-67	9-1	15-5	23-7	29-11	38-12	45-15	53-17	59-21	60-21
1967-68	9-1	15-5	23-7	28-12	34-16	41-19	48-22	54-26	54-28
1968-69	7-3	14-6	20-10	27-13	32-18	36-24	42-28	46-34	48-34
1969-70	3-7	6-14	11-19	17-23	20-30	26-34	30-40	33-47	34-48
1970-71	5-5	10-10	19-11	23-17	28-22	32-28	37-33	42-38	44-38
1971-72	8-2	13-7	18-12	27-13	34-16	42-18	47-23	54-26	56-26
1972-73	10-0	17-3	26-4	33-7	41-9	48-12	57-13	66-14	68-14
1973-74	7-3	16-4	24-6	31-9	37-13	43-17	48-22	56-24	56-26
1974-75	6-4	11-9	18-12	26-14	36-14	42-18	50-20	58-22	60-22
1975-76	5-5	13-7	21-9	28-12	35-15	40-20	48-22	53-27	54-28
1976-77	6-4	12-8	17-13	20-20	23-27	31-29	36-34	42-38	44-38
1977-78	2-8	7-13	10-20	14-26	19-31	23-37	29-41	31-49	32-50
1978-79	2-8	5-15	10-20	14-26	19-31	24-36	27-43	28-52	29-53
1979-80	8-2	16-4	23-7	30-10	37-13	45-15	53-17	60-20	61-21
1980-81	6-4	14-6	22-8	31-9	41-9	46-14	54-16	61-19	62-20
1981-82	9-1	16-4	23-7	30-10	36-14	45-15	55-15	62-18	63-19
1982-83	8-2	16-4	22-8	31-9	38-12	44-16	48-22	55-25	56-26
1983-84	9-1	14-6	23-7	31-9	39-11	45-15	52-18	61-19	62-20
1984-85	9-1	18-2	25-5	33-7	41-9	47-13	56-14	63-17	63-19
1985-86	8-2	17-3	23-7	32-8	41-9	49-11	57-13	65-15	67-15
1986-87	8-2	13-7	21-9	29-11	37-13	45-15	51-19	57-23	59-23
1987-88	8-2	12-8	21-9	29-11	35-15	41-19	49-21	57-23	57-25
1988-89	4-6	9-11	14-16	19-21	23-27	30-30	37-33	41-39	42-40
1989-90	6-4	11-9	18-12	24-16	30-20	35-25	42-28	50-30	52-30
1990-91	8-2	16-4	25-5	30-10	38-12	44-16	50-20	56-24	56-26
1991-92	5-5	14-6	19-11	25-15	29-21	34-26	40-30	49-31	51-31
1992-93	2-8	9-11	13-17	21-19	26-24	33-27	42-28	46-34	48-34
1993-94	6-4	10-10	12-18	17-23	20-30	22-38	26-44	31-49	32-50
1994-95	5-5	9-11	12-18	15-25	20-30	24-36	27-43	35-45	35-47
1995-96	4-6	10-10	13-17	15-25	19-31	22-38	27-43	32-48	33-49
1996-97	2-8	5-15	7-23	9-31	11-39	12-48	13-57	14-66	15-67
1997-98	5-5	9-11	16-14	18-22	23-27	29-31	31-39	35-45	36-46
1998-99	5-5	8-12	10-20	16-24	19-31	-	-	-	19-31
1999-00	6-4	10-10	13-17	19-21	22-28	25-35	30-40	33-47	35-47
2000-01	4-6	9-11	12-18	15-25	22-28	26-34	32-38	35-45	36-46
2001-02	5-5	13-7	19-11	24-16	29-21	33-27	39-31	47-33	49-33
2002-03	6-4	14-6	18-12	23-17	28-22	34-26	38-32	42-38	44-38
2003-04	5-5	8-12	15-15	20-20	22-28	24-36	31-39	34-45	36-46
2004-05	4-6	9-11	13-17	18-22	25-25	31-29	38-32	45-35	45-37
2005-06	4-6	8-12	12-18	16-24	19-31	25-35	29-41	32-48	33-49
2006-07	4-6	7-13	11-19	12-28	12-38	17-43	21-49	23-57	24-58
2007-08	9-1	18-2	27-3	33-7	41-9	48-12	55-15	64-16	66-16

**MOST WINS**

0 LOSSES	1 LOSS	2 LOSSES	3 LOSSES	4 LOSSES	5 LOSSES	6 LOSSES
1957-58 (14)	1957-58 (15)	1963-64 (20)	2007-08 (29)	1959-60 (30)	1959-60 (30)	1984-85 (33)
1964-65 (11)	1693-64 (15)	2007-08 (20)	1972-73 (26)	2007-08 (30)	2007-08 (30)	2007-08 (33)
1972-73 (10)	1984-85 (15)	1957-58 (19)	1963-64 (23)	1972-73 (27)	1990-91 (29)	1959-60 (30)
	1972-73 (14)	1984-85 (19)	1990-91 (23)	1963-64 (24)	1961-62 (28)	1961-62 (30)
		1972-73 (17)	1984-85 (22)	1957-58 (23)	1972-73 (28)	1972-73 (30)
		1985-86 (17)	1957-58 (20)	1961-62 (23)	1963-64 (26)	1973-74 (29)
				1984-85 (23)	1984-85 (26)	1990-91 (29)



## CELTICS INDIVIDUAL

### 50+ POINTS:

Paul Pierce (50) vs. Cleveland, February 15, 2006, in Boston's 109-103 loss in double overtime.

### 40+ POINTS:

Paul Pierce (40) vs. Phoenix, February 1, 2006, a 102-94 Phoenix win.

### 20+ REBOUNDS:

Kendrick Perkins (22) at Detroit, March 5, 2008, in 90-78 Boston win.

### 25+ REBOUNDS:

Robert Parish (25) vs. Sacramento, January 9, 1987, in Boston's 109-99 win.

### 17+ ASSISTS:

Sherman Douglas (22) at Philadelphia, April 3, 1994, in Boston's 135-112 win.

### 17+ ASSISTS AT HOME:

Sherman Douglas (21) vs. Sacramento, December 8, 1993, in Boston's 129-115 win.

### 7+ STEALS:

Rajon Rondo (7) at Indiana, April 7, 2007 in a 105-98 Indiana win.

### TRIPLE-DOUBLE:

Paul Pierce vs. New Jersey, February 2, 2005, in Boston's 110-89 win (28 pts, 10 rbs, 10 ast).

### FOUR-POINT PLAY:

James Posey vs. Phoenix, March 26, 2008 in 117-97 Boston win.

### 20-20 GAME:

Kevin Garnett vs. Washington, November 2, 2007, (22 points, 20 rebounds) in a 103-83 Boston win.

### 40-20 GAME:

Larry Bird vs. Indiana, November 11, 1987 (42 points, 20 rebounds).

### 30-15 GAME:

Al Jefferson vs. Seattle, March 9, 2007 (32 points, 18 rebounds).

### 20-15 GAME:

Paul Pierce vs. Atlanta, January 14, 2005 (21 points, 15 rebounds).

### BACK-TO-BACK 40+ SCORING GAMES:

Paul Pierce (42) at LA Lakers, March 13, 2001; (42) at Phoenix, March 15, 2001.

### COMPLETE GAME (48 MINUTES):

Ryan Gomes vs. Sacramento, January 19, 2007 in Sacramento 96-91 win.

### SCORED IN DOUBLE FIGURES EVERY GAME:

Paul Pierce in 79 of 79 games in 2005-06; Antoine Walker in 81 of 81 games in 2000-01; Kevin McHale in 78 of 78 games in 1988-89; Larry Bird in 82 of 82 games in 1985-86.

### HAD 100 REBOUNDS, 100 ASSISTS, 100 STEALS AND 100 BLOCKED SHOTS IN A SEASON:

Reggie Lewis 1991-92 (394 rebs, 185 ast, 125 steals, 105 blocks).

### TWO PLAYERS WITH 30+ POINTS:

Pierce (35), Szczerbiak (35) on November 8, 2006, vs. Charlotte.

## CELTICS TEAM

### EVERY PLAYER SCORED IN DOUBLE FIGURES:

January 30, 1966 vs. New York, in Boston's 118-115 win (Russell 22, Sanders 18, S. Jones 16, Siegfried 15, Counts 13, Sauldsberry 13, Nelson 11, K. C. Jones 10).

### 40+ ASSISTS:

March 3, 1994 at Philadelphia (40), in Boston's 135-112 win.

### .600+ FIELD GOAL PERCENTAGE (GAME):

April 1, 2005 at Atlanta (.600, 45-for-75), in Boston's 116-100 win.

### 70+ POINTS SCORED IN A HALF:

November 7, 2007 vs. Denver in a Boston 119-93 win (77 points: 38 1st Q. + 39 2nd Q.).

### 60+ REBOUNDS (GAME):

December 23, 2001 (61) vs. Memphis, in Boston's 85-80 win.

### 70+ REBOUNDS (GAME):

April 17, 1989 at Charlotte (73) in Boston's 113-108 (OT) win.

### FOUR 20+ SCORERS:

December 23, 2007 vs. Orlando, a 103-91 Celtics win (Pierce 24, Rondo 23, R. Allen 22, Garnett 21).

### FOUR 20+ SCORERS AT HOME:

December 23, 2007 vs. Orlando, a 103-91 Celtics win (Pierce 24, Rondo 23, R. Allen 22, Garnett 21).

## OPP. INDIVIDUAL

### 50+ POINTS:

Hakeem Olajuwon (51) at Houston, January 18, 1996, in Boston's 108-106 win.

### 40+ POINTS:

Gilbert Arenas (44) at Washington, November 4, 2006, in Washington 124-117 win.

### 30-15 GAME:

Shawn Marion, Phoenix 103-94, February 22, 2006, (44 points, 15 rebounds).

### 20-15 GAME:

Tim Duncan at Sacramento, March 17, 2007 (20 points, 15 rebounds), 91-85 Boston win.

### 20+ REBOUNDS:

Shawn Marion (20) at Phoenix, February 27, 2005, in Celtics 120-113 (OT) win.

### 25+ REBOUNDS:

Ben Wallace (28) at Detroit, March 24, 2002, a 109-101 Detroit win.

### 17+ ASSISTS:

Jason Kidd (17) at New Jersey, April 9, 2005, in Nets 99-86 win.

### 7+ STEALS:

Ron Mercer (7) vs. Chicago, December 13, 2000, a 104-86 Bulls win.

### TRIPLE-DOUBLE:

Kevin Garnett at Boston, March 4, 2007, (33 points, 13 rebs, 10 ast.) in a 124-117 Boston win.

### FOUR-POINT PLAY:

Matt Carroll at Boston, February 29, 2008 in 108-100 Boston win.

## OPP. TEAM

### EVERY PLAYER SCORED

### IN DOUBLE FIGURES:

March 9, 1973 at LA Lakers, in Boston's 119-111 win (West 28, Goodrich 25, McMillan 16, Chamberlain 11, Erickson 11, Bridges 10, Counts 10).

### 40+ ASSISTS:

December 28, 1996 at Sacramento (42), a 126-96 Sacramento win.

### .600+ FIELD GOAL PERCENTAGE (GAME):

December 15, 2003 vs. Minnesota (.628, 49-for-78), a 116-95 Minnesota win.

### 70+ POINTS SCORED IN A HALF:

February 8, 2005 vs. Milwaukee, in a 121-97 Milwaukee win (78 points: 36 1st Q. + 42 2nd Q.).

### 60+ REBOUNDS (GAME):

December 9, 2004 at Portland (62), in an 89-87 Portland win.

## ADDITIONAL INFO

### CELTICS WITH FOUR DOUBLE-FIGURE REBOUNDERS:

April 17, 1989 at Charlotte, (Parish 22, Shaw 12, McHale 11, Lewis 10).

### OPPONENTS WITH FOUR DOUBLE-FIGURE REBOUNDERS:

February 7, 2001 vs. Milwaukee, (Robinson 15, E. Johnson 14, Williams 10, Allen 10).

### BACK-TO-BACK OT GAMES:

March 3 and 4, 2007, at New Jersey in a 96-88 win vs. Minnesota in a 124-117 win.

### BACK-TO-BACK-TO-BACK OT GAMES:

March 24, 27 and 29, 1994, at Washington in a 123-117 win; vs. Philadelphia in a 124-122 win and at Milwaukee in a 119-107 win.

### CONSECUTIVE BOSTON GARDEN SELLOUTS:

662 dating back to December, 1980... ends May 5, 1995 (vs. Orlando - last Garden game).



**NO. FIRST LAST ENDED (OPP.) DATE**

**WINS IN A SEASON**

18	02/24/82	03/26/82	vs. Philadelphia	3/28/82
17	11/28/59	12/30/59	Cincinnati at Detroit	1/01/60
16	12/19/64	01/22/65	Phila. at Syracuse	1/23/65
14	03/11/86	04/04/86	at Philadelphia	4/06/86
14	10/22/57	11/27/57	New York at Phila.	1/28/58
13	01/08/86	02/05/86	at Sacramento	2/11/86
13	01/04/81	01/28/81	at Chicago	1/29/81
12	12/09/80	01/01/81	at Golden State	01/02/81
12	10/31/73	11/28/73	at Milwaukee	11/30/73

**LOSSES IN A SEASON**

18	01/07/07	02/11/07	vs. Milwaukee	02/14/07
13	02/05/97	03/01/97	at Toronto	03/03/97
13	02/01/94	03/02/94	vs. LA Lakers	03/04/94
10	03/20/00	04/07/00	vs. Atlanta	04/10/00
10	03/19/97	04/09/97	vs. Cleveland	04/11/97
10	01/07/49	01/25/49	vs. Washington	01/28/49
8	03/04/97	03/16/97	vs. Milwaukee	03/17/97
8	03/27/79	04/07/79	vs. New Jersey	04/08/79
8	01/23/48	02/12/48	vs. Providence	02/13/48

**WINS AT HOME IN A SEASON**

31	12/10/85	04/13/86		End of Season
29	12/17/86	04/19/87		End of Season
21	12/09/80	03/11/81	Ind. at Hartford	03/13/81

**LOSSES AT HOME IN A SEASON**

13	12/20/06	02/09/07	Milwaukee	02/14/07
7	02/02/97	03/11/97	Milwaukee	03/17/97
7	12/15/93	01/14/94	Denver	01/16/94
6	03/21/99	04/04/99	Washington	04/07/99
6	03/19/97	04/06/97	Charlotte	04/11/97
6	01/07/49	01/25/49	Washington	01/28/49

**WINS ON ROAD IN A SEASON**

13	12/05/64	01/20/65	Philadelphia	01/29/65
10	11/03/61	12/17/61	Los Angeles	12/19/61
10	10/28/60	12/05/60	Philadelphia	12/10/60
9	03/02/82	04/02/82	Milwaukee	04/06/82

**LOSSES ON RD IN A SEASON**

13	02/23/79	04/07/79		End of Season
12	11/02/96	12/28/96	Denver	12/30/96
11	11/06/99	12/28/99	Denver	12/20/99
11	11/19/77	12/26/77	Milwaukee	12/29/77
11	11/22/49	01/08/50	Denver	01/10/50
10	03/04/97	04/12/97	Philadelphia	04/18/97
10	02/06/97	03/01/97	Toronto	03/03/97
9	12/21/04	01/22/05	Charlotte	01/25/05
9	03/02/99	03/23/99	Philadelphia	03/26/99
9	11/27/93	12/29/93	LA Clippers	12/30/93
9	01/20/55	03/12/55		End of Season
9	11/28/51	01/03/52	Baltimore	01/05/52

**NO. FIRST LAST ENDED (OPP.) DATE**

**WINS VS. ONE TEAM**

22	11/30/70	02/23/74	Buffalo at Prov.	02/27/74
20	02/27/80	03/20/89	vs. San Antonio	01/12/90
20	12/28/71	03/16/74	at Philadelphia	03/27/74
19	11/20/65	03/19/67	at New York	11/11/67
18	11/06/57	03/03/59	Minneapolis at Prov.	11/08/59
17	11/06/71	10/31/75	at Portland	01/03/76
17	11/01/58	10/22/60	Detroit at New York	11/15/60

**WINS AT HOME VS. ONE TEAM**

26	02/02/79	03/06/88	Cleveland	11/22/88
24	04/11/84	04/08/92	New York	12/18/92
22	01/27/63	01/19/68	New York	02/05/68
20	11/06/81	03/11/88	Indiana	01/11/89
19	04/08/77	12/20/91	New Orleans/Utah	11/18/92
17	11/09/79	01/10/96	Kansas City/Sac	02/26/97
16	11/11/55	02/26/60	Minneapolis/LAL	12/02/60
15	12/05/80	04/02/95	Dallas	01/05/96
15	04/10/83	04/19/88	Detroit	11/11/88

**WINS ON RD VS. ONE TEAM**

12	04/02/82	03/14/86	Atlanta	11/22/86
11	03/04/80	02/14/90	San Antonio	12/08/90
11	03/20/80	12/15/82	Detroit	04/13/83
11	12/08/70	02/23/74	Buffalo	03/01/74
10	03/19/66	03/18/67	New York	11/11/67
10	02/22/59	01/05/61	Cincinnati	01/30/61

**LOSSES VS. ONE TEAM**

21	04/08/93	01/19/98	New York	01/26/98
17	12/08/90	01/22/07	San Antonio	03/17/07
14	02/17/92	12/15/99	Utah	02/15/00
11	12/03/94	04/01/97	Chicago	10/31/97
11	10/11/69	02/28/71	Milwaukee	10/29/71
11	12/16/48	02/07/50	Chicago	Franchise Defunct
10	12/13/96	11/06/99	Indiana	11/22/99
9	12/13/96	12/08/00	Indiana	01/31/01
9	10/19/77	10/23/79	San Antonio	11/07/79

**LOSSES AT HOME VS. ONE TEAM**

11	12/18/92	03/07/97	New York	01/26/98
9	01/08/97	01/22/07	San Antonio	02/10/08
8	01/18/93	04/01/97	Chicago	10/31/97
7	11/18/92	12/15/99	Utah	03/02/01
6	10/11/69	02/28/71	Milwaukee	10/29/71
6	02/22/48	02/07/50	Chicago	Franchise Defunct

**LOSSES ON ROAD VS. ONE TEAM**

15	04/08/93	01/04/00	New York	12/21/00
15	03/09/49	01/31/54	Minneapolis	02/18/54
15	12/08/90	12/09/05	San Antonio	03/17/07
12	03/16/89	11/05/94	Indiana	03/04/95
11	03/08/87	04/16/91	Detroit	03/20/92



### HOME

OPPONENT	LAST WIN	SCORE	STREAK	LAST LOSS	SCORE
Atlanta	03/02/08	98-88	+3	01/24/07	76-81
Charlotte	02/29/08	108-100	+1	01/09/08	83-95
Chicago	03/07/08	116-93	+2	03/11/07	78-94
Cleveland	02/27/08	92-87	+3	01/03/07	104-107
Dallas	01/31/08	96-90	+1	03/23/07	95-109
Denver	11/07/07	119-93	+3	12/15/04	99-100
Detroit	03/05/08	90-78	+1	12/19/07	85-87
Golden State	11/21/07	105-82	+1	12/20/06	95-96
Houston	01/02/08	97-93	+1	03/07/07	80-111
Indiana	04/02/08	92-77	+1	01/10/07	84-97
LA Clippers	02/06/08	111-100	+1	02/02/07	89-100
LA Lakers	11/23/07	107-94	+1	01/31/07	98-111
Memphis	01/04/08	100-96	+1	12/06/06	96-98
Miami	03/30/08	88-62	+2	04/06/07	85-88
Milwaukee	04/11/08	102-86	+2	04/13/07	102-104
Minnesota	01/25/08	87-86	+3	03/06/05	97-99
New Jersey	04/16/08	105-94	+2	02/09/07	78-92
New Orleans	03/28/08	112-92	+1	11/01/06	87-91
New York	02/13/08	111-103	+3	11/24/06	77-101
Orlando	12/23/07	103-91	+2	11/13/06	83-84
Philadelphia	01/18/08	116-89	-1	03/24/08	90-95
Phoenix	03/26/08	117-97	+1	12/08/06	111-116
Portland	01/16/08	100-90	+4	03/31/04	98-105
Sacramento	12/12/07	90-78	+1	01/19/07	91-96
San Antonio	02/10/08	98-90	+1	01/22/07	89-93
Seattle	03/12/08	111-82	+2	11/16/05	100-113
Toronto	12/07/07	112-84	-1	01/23/08	112-114
Utah	12/21/05	101-89	-2	03/14/08	92-110
Washington	11/02/07	103-83	-1	01/14/08	83-88

### AWAY

OPPONENT	LAST WIN	SCORE	STREAK	LAST LOSS	SCORE
Atlanta	04/12/08	99-89	+1	04/10/07	96-104
Charlotte	04/05/08	101-78	+3	11/05/05	*105-107
Chicago	04/01/08	106-92	+2	03/13/07	87-95
Cleveland	12/18/04	*114-107	-6	02/05/08	114-113
Dallas	03/20/08	94-90	+1	03/16/07	101-106
Denver	12/07/03	116-111	-4	02/19/08	118-124
Detroit	01/05/08	92-85	+1	02/06/07	102-109
Golden State	12/29/03	100-91	-4	02/20/08	117-119
Houston	03/18/08	94-74	+2	12/06/05	73-91
Indiana	02/12/08	104-97	+2	04/07/07	98-105
LA Clippers	02/25/08	104-76	+1	12/27/06	77-100
LA Lakers	12/30/07	110-91	+1	02/23/07	96-122
Memphis	03/08/08	119-89	+2	03/14/06	76-93
Miami	01/29/08	117-87	+3	03/16/06	104-107
Milwaukee	04/08/08	107-104*	+2	04/04/07	89-98
Minnesota	02/08/08	88-86	+1	02/11/07	107-109
New Jersey	01/11/08	86-77	+4	04/16/06	93-95
New Orleans	12/07/05	101-87	-2	03/22/08	106-113
New York	04/14/08	99-93	+6	03/23/05	82-107
Orlando	11/29/04	117-101	-6	01/27/08	93-96
Philadelphia	03/10/08	100-86	+2	03/30/07	82-88
Phoenix	02/27/05	*120-113	-3	02/22/08	77-85
Portland	02/24/08	112-102	+3	12/09/04	87-89
Sacramento	12/26/07	89-69	+1	02/20/07	101-104
San Antonio	03/17/08	93-91	+2	12/09/05	89-101
Seattle	12/27/07	104-96	+1	12/31/06	95-101
Toronto	12/16/07	90-77	+2	01/26/07	90-96
Utah	12/29/07	104-98	+1	02/24/07	87-105
Washington	03/07/06	*116-115	-4	04/09/08	95-109

\*Overtime game



OPPONENT	HOME	AWAY	NEUTRAL	TOTAL	2OT	3OT
Atlanta	3-0	5-2	1-1	9-3	2-0 (h)	0-0
Charlotte	1-0	0-1	0-0	1-1	0-0	0-0
Chicago	3-1	2-1	0-0	5-2	2-0 (ha)	0-0
Cleveland	2-1	1-2	0-0	3-3	0-1 (h)	0-0
Dallas	0-0	1-0	0-0	1-0	0-0	0-0
Denver	2-0	0-0	0-0	2-0	0-0	0-0
Detroit	5-2	4-4	1-1	10-7	2-0 (ah)	0-0
Golden State	6-2	4-2	4-0	14-4	2-1	0-0
Houston	1-1	1-1	0-0	2-2	0-0	0-0
Indiana	0-1	3-3	0-0	3-4	0-0	0-0
LA Clippers	0-0	3-1	0-0	3-1	1-1 (aa)	0-0
LA Lakers	5-0	1-4	1-1	7-5	0-1 (a)	0-0
Memphis	0-0	1-0	0-0	1-0	0-0	1-0 (a)
Miami	2-0	0-0	0-0	2-0	1-0 (h)	0-0
Milwaukee	0-1	5-1	0-0	6-2	1-0 (a)	0-0
Minnesota	1-1	1-0	0-0	2-1	2-0 (ah)	0-0
New Jersey	2-2	3-1	0-0	5-3	1-0 (h)	0-0
New Orleans	1-1	1-2	0-0	2-3	0-1	0-0
New York	11-5	3-8	1-2	15-15	3-4	0-0
Orlando	5-1	1-1	0-0	6-2	2-0 (hh)	0-0
Philadelphia	3-3	5-10	2-1	10-14	0-3 (aaa)	0-1 (a)
Phoenix	1-1	2-0	0-0	3-1	0-0	0-0
Portland	1-2	3-0	0-0	4-2	1-0 (h)	0-0
Sacramento	2-2	9-0	1-0	12-2	0-1 (h)	0-0
San Antonio	0-0	0-0	0-0	0-0	0-0	0-0
Seattle	0-1	0-1	0-1	0-3	0-1 (h)	0-0
Toronto	1-0	1-0	0-0	2-0	0-0	1-0 (h)
Utah	1-0	1-2	0-0	2-2	0-0	0-0
Washington	0-3	6-7	0-0	6-10	2-1 (ha)	0-0
Defunct	5-2	3-7	2-0	10-9	0-1 (a)	1-0 (a)
<b>TOTALS</b>	<b>63-32</b>	<b>68-60</b>	<b>13-7</b>	<b>144-99</b>	<b>21-15</b>	<b>3-0</b>

(h) Home game, (a) Away game

## STREAKS

RECORD	STREAK	DATES
Most In A Season	9	1950-51 & 1953-54
Least In A Season	0	1978-79
Most Wins	7	1958-59
Least Wins	0	5 Times
Most Losses	5	1983-84 & 1995-96
Least Losses	0	10 Times
Most Wins, No Losses	6	1952-53
Most Losses, No Wins	4	1946-47 & 1947-48
Most Consecutive Wins	8	3 Times
Most Consecutive Losses	9	11/14/46-11/16/48
Most Consecutive OT Games	3	03/24/94-03/29/94



## OVERTIME

**EVERY OVERTIME GAME PLAYED AT HOME IN ONE SEASON:**

Four Seasons.

2002-03, 1997-98, 1984-85, 1965-66.

**EVERY OVERTIME GAME PLAYED ON THE ROAD IN ONE SEASON:**

Ten Seasons.

2007-08, 1999-00, 1989-90, 1982-83, 1981-82, 1974-75, 1969-70, 1967-68, 1962-63, 1957-58.

**LAST OPPONENT WITH TWO OR MORE OVERTIME GAMES IN THE SAME SEASON:**

Detroit Pistons, 2004-05 Season.

03/11/05 vs. Detroit (Win: 115-113)

03/26/05 at Detroit (Loss: 99-105)

**LAST CONSECUTIVE OVERTIME GAMES:**

03/03/07 at New Jersey (Win: 96-85)

03/04/07 vs. Minnesota (Win: 124-117)

**LAST THREE CONSECUTIVE OVERTIME GAMES:**

03/29/94 at Milwaukee (Win: 119-107)

03/27/94 vs. Philadelphia (Win: 124-122)

03/24/94 at Washington (Win: 123-117)

**SEASON OPENER OVERTIME GAME (HOME):**

11/04/88 vs. New York (Win: 122-115)

**SEASON OPENER OVERTIME GAME (ROAD):**

10/25/85 at New Jersey (Loss: 109-113)

10/25/58 at New York (Loss: 125-127)

**FIRST TWO GAMES OF SEASON ARE OVERTIMES:**

10/23/76 at Milwaukee (Win: 111-107)

10/21/76 at Indiana (Win: 129-122)

**NO OVERTIME:**

The only opponent to never have played an overtime against the Celtics is the San Antonio Spurs

## DOUBLE OVERTIME

**LAST DOUBLE OVERTIME GAME:**

03/04/07 vs. Minnesota (Win: 124-117)

**LAST CONSECUTIVE DOUBLE****OVERTIME GAMES:**

03/13/51 Rochester (Loss: 107-111)

03/11/51 at Minneapolis (Loss: 96-98)

**LAST OPPONENT WITH TWO DOUBLE OVERTIME GAMES IN THE SAME SEASON:**

New York, 1953-54 Season

01/17/54 at Boston (Loss: 84-87)

12/10/53 at New York (Win: 113-108)

**DOUBLE OVERTIME GAMES IN THE SAME MONTH:**

03/04/07 vs. Minnesota (Win: 124-117)

03/28/07 vs. Orlando (Win: 105-96)

04/22/94 at Chicago (Win: 104-94)

04/15/94 vs. Orlando (Win: 113-110)

11/18/87 vs. New York (Win: 111-109)

11/07/87 at Washington (Win: 140-139)

03/25/84 at Philadelphia (Loss: 114-119)

03/09/84 at Milwaukee (Win: 129-128)

**MOST DOUBLE OVERTIME GAMES IN ONE SEASON:**

Four, 1950-51 Season.

03/13/51 vs. Rochester (Loss: 107-111)

03/11/51 at Minneapolis (Win: 96-98)

02/01/51 at Philadelphia (Loss: 80-82)

11/26/50 vs. New York (Win: 93-90)

## TRIPLE OVERTIME

**TRIPLE OVERTIME GAMES:**

01/13/06 at Philadelphia (Loss: 124-125)

02/17/99 at Vancouver (Win: 131-129)

12/11/96 vs. Toronto (Win: 115-113)

02/22/54 vs. Baltimore (Worcester, MA) (Win: 111-110)



## CELTICS HIGHS

NO.	OPPONENT	DATE
173	vs. Minneapolis	02/27/59
153	vs. Baltimore	11/27/70
153	vs. Philadelphia	03/07/62
153	vs. Detroit at Providence	02/10/60
152*	vs. Portland	03/15/92
152	vs. Indiana	12/26/90
151	vs. Cincinnati	11/11/59
150	vs. Washington	11/25/92
150	vs. Detroit	12/24/60

\*Denotes Double-Overtime Period

## CELTICS LOWS

NO.	OPPONENT	DATE
43*	at Philadelphia	01/27/47
44*	at New York	12/08/46
46*	at Pittsburgh	12/02/46
46*	at Detroit	11/23/46
46*	at Detroit	11/09/46
62	vs. Milwaukee at Providence	02/27/55
66	vs. Detroit	01/31/03
66	vs. Miami	01/04/02
67	vs. Philadelphia	04/09/99
68	vs. Detroit	01/05/04
68	vs. Minnesota	03/24/99
69	at Washington	10/31/02
69	at Rochester	02/04/56
70	at Miami	12/27/02
70	vs. Miami	04/10/02
70	vs. Atlanta	04/14/99
70	at New York	11/04/97
71	vs. Indiana	02/26/03
71	vs. Indiana at Hartford	11/22/93
72	at Indiana	03/19/03
72	vs. Toronto	01/12/01
72	vs. Detroit	03/31/99
73	at Houston	12/06/05
73	vs. New Orleans	11/19/03
73	vs. Los Angeles	03/16/99
73	at Cleveland	03/14/96
73	at Cleveland	02/06/96
74	vs. New Jersey	04/14/06
74	vs. New York	01/30/04
74	vs. New Jersey	03/18/03
74	at Philadelphia	12/04/99
74	vs. Miami	11/05/97
75	at New Jersey	03/13/03
75	at Golden State	02/13/02
75	at Toronto	11/07/00
75	at Washington	02/21/99
75	vs. Cleveland	02/08/95
75	vs. Golden State	10/15/71

\*Denotes Shot-Clock Non-Existent

## OPPONENTS HIGHS

NO.	OPPONENT	DATE
160	at Detroit	03/09/79
150	at Philadelphia	03/06/70
149	at San Antonio	02/14/79
149	at Syracuse	01/19/63
149	at Syracuse	03/03/60
148*	Portland at Boston	03/15/92
147	Baltimore at Boston	03/17/68
146	at Atlanta	02/15/70
145	at Washington	04/04/79
145	vs. Syracuse at Providence	01/05/60

\*Denotes Double-Overtime Period

## OPPONENTS LOWS

NO.	OPPONENT	DATE
38*	Washington at Boston	01/16/47
43*	Pittsburgh at Boston	01/23/47
44*	at Pittsburgh	12/02/46
46*	at New York	01/25/47
48*	New York at Boston	02/06/47
49*	Toronto at Boston	11/16/46
57	vs. Milwaukee at Providence	02/27/55
58	Denver at Boston	01/24/03
59	New York at Boston	11/29/07
62	Miami at Boston	03/30/08
62	Miami at Boston	02/04/03
65	Philadelphia at Boston	03/28/04
65	New Orleans at Boston	03/12/03
65	Miami at Boston	04/10/02
65	at Miami	11/15/88
67	Cleveland at Boston	02/08/95
69	at Sacramento	12/26/07
69	New Jersey at Boston	11/14/07
69	Indiana at Boston	02/26/03
69	at Chicago	11/06/02
69	at Toronto	12/02/01
70	Cleveland at Boston	12/02/07
70	Cleveland at Boston	03/20/02
71	vs. Indiana	12/14/05
71	at Detroit	03/15/03
71	at Chicago	04/23/99
71	Cleveland at Boston	04/17/98
72	LA Clippers at Boston	03/07/03
72	Washington at Boston	03/09/01
72	at Cleveland	11/28/00
73	at New York	11/06/04
73	Cleveland at Boston	02/06/99
73	at Washington	11/02/85
74	vs. Sacramento	01/27/06
74	vs. Charlotte	11/12/04
74	Seattle at Boston	02/05/03
74	Chicago at Boston	03/10/00
74	New York at Boston	11/12/99
74	New York at Boston	02/25/86
75	Toronto at Boston	02/27/04
75	Miami at Boston	10/29/03
75	Minneapolis at Boston	11/11/55

\*Denotes Shot-Clock Non-Existent

## NOTE

In the categories listed as Celtics Lows and Opponents Lows, there are additional figures in between the non-shot clock and shot-clock figures shown; thus, the Celtics 62 points vs. Milwaukee isn't to be interpreted as their sixth lowest scoring effort.



### BIGGEST WINS BY TEAM

(VS. CURRENT FRANCHISES)

### BIGGEST LOSSES BY TEAM

MARGIN/SCORE	DATE	H/A	TEAM	MARGIN/SCORE	DATE	H/A
32/138-106	01/06/65	H	Atlanta	32/85-117	02/28/78	A
23/101-78	04/05/08	A	Charlotte	12/83-95	01/09/08	A
30/137-107	03/20/88	H	Chicago	34/85-119	03/11/92	A
30/104-74	03/10/00	H	Chicago			
35/123-88	12/09/72	H	Cleveland	28/84-112	12/02/88	A
			Cleveland	28/82-110	03/29/77	A
20/137-117	12/18/85	H	Dallas	26/82-108	03/29/02	A
38/132-94	12/09/91	H	Denver	29/98-127	01/06/79	A
44/150-106	12/24/60	H	Detroit	52/66-118	01/31/03	H
51/153-102	03/07/62	H	Golden State	38/106-144	12/31/70	H
39/142-103	11/10/71	A	Houston	35/84-119	02/18/93	A
31/133-102	11/05/86	H	Indiana	31/71-102	11/22/93	H*
31/125-94	01/25/85	H	Indiana			
35/119-84	01/09/89	H	LA Clippers	18/104-122	02/27/74	H**
44/119-75	11/11/55	H	LA Lakers	37/104-141	02/11/68	H
33/131-98	01/31/96	H	Memphis	11/98-87	11/26/00	H
30/117-87	01/29/08	A	Miami	31/80-111	12/11/93	A
36/132-96	02/26/88	H	Milwaukee	36/88-124	11/07/92	A
33/115-82	02/05/95	H	Minnesota	25/85-110	01/30/06	A
37/127-90	04/08/88	H	New Jersey	36/81-117	12/25/02	A
37/116-79	10/31/79	A	New Jersey			
26/128-102	04/12/92	A	New Orleans	25/111-136	04/09/97	A
45/104-59	11/29/07	H	New York	37/89-126	10/28/70	H
42/144-102	01/30/91	H	Orlando	35/87-122	03/28/00	A
37/124-87	12/20/87	H	Philadelphia	42/96-138	10/29/66	A
32/130-98	11/17/68	A	Phoenix	31/100-131	02/12/97	A
25/126-101	11/26/80	H	Portland	44/84-128	01/04/77	A
36/122-86	01/15/88	H	Sacramento	32/63-95	11/13/48	A
41/132-91	03/03/93	H	San Antonio	30/119-149	02/14/79	A
47/139-92	11/20/68	A	Seattle	39/85-124	12/29/95	A
28/136-108	04/12/96	H	Toronto	31/94-125	04/20/97	H
42/132-90	02/24/82	H	Utah	20/89-109	02/16/87	A
46/153-107	11/27/70	H	Washington	45/69-114	10/31/02	A

\*Hartford \*\* Providence

### MARGINS OF VICTORY

NO.	OPPONENT	DATE	SCORE
51	vs. Philadelphia	03/07/62	153-102
49	vs. San Francisco	03/09/69	138-89
48	at San Francisco	01/05/69	134-86
47	at Seattle	11/20/68	139-92
46	vs. Baltimore	11/27/70	153-107
45	vs. New York	11/29/07	104-59
44	vs. Golden State	11/21/84	135-91
44	vs. Chicago	01/13/63	143-99
44	vs. Detroit	12/24/60	150-106
44	vs. Minneapolis	11/11/55	119-75
44	vs. Baltimore	01/11/53	131-87
42	vs. Orlando	01/30/91	144-102
42	vs. Utah	02/24/82	132-90
42	vs. Baltimore	01/23/52	117-75
41	vs. San Antonio	03/03/93	132-91
41	at Detroit	11/07/81	129-88

### MARGINS OF DEFEAT

52	vs. Detroit	01/31/03	66-118
45	at Washington	10/31/02	69-114
44	at Portland	01/04/77	84-128
43	at Detroit	03/09/79	117-160
42	at Washington	04/17/94	100-142
42	at Philadelphia	10/29/66	96-138
41	at Syracuse	03/03/60	108-149
40	at Baltimore	02/27/66	92-132
39	at Seattle	12/29/95	85-124
39	vs. Baltimore	01/09/70	103-142
38	vs. San Francisco	12/31/70	106-144
37	vs. New York	10/28/70	89-126
37	vs. Los Angeles	02/11/68	104-141
36	at New Jersey	12/25/02	81-117
36	at Milwaukee	11/07/92	88-124
35	at Orlando	03/28/00	87-122
35	at New York	02/01/94	79-114
35	at Houston	02/18/93	84-119
35	vs. Los Angeles	03/16/69	73-108
35	at Syracuse	11/18/59	103-138
35	at Washington	01/03/48	60-95
34	at Chicago	03/11/92	85-119
34	at Syracuse	12/13/53	74-108



YEAR	GAMES	ATTENDANCE	AVERAGE
1946-47	30	108,240	3,608
1947-48	24	90,264	3,761
1948-49	29	144,275	4,975
1949-50	26	110,552	4,252
1950-51	32	197,888	6,184
1951-52	29	160,167	5,523
1952-53	24	161,808	6,742
1953-54	21	156,912	7,472
1954-55	25	175,675	7,027
1955-56	26	209,645	8,064
1956-57	25	262,918	10,517
1957-58	29	240,943	8,308
1958-59	30	244,642	8,165
1959-60	27	209,374	7,755
1960-61	28	201,569	7,199
1961-62	28	191,855	6,852
1962-63	30	262,581	8,753
1963-64	30	223,347	7,445
1964-65	30	246,529	8,318
1965-66	31	246,189	7,941
1966-67	31	322,690	10,409
1967-68	37	320,788	8,670
1968-69	36	322,130	8,948
1969-70	37	277,632	7,504
1970-71	39	313,768	8,045
1971-72	41	346,701	8,456
1972-73	39	423,234	10,852
1973-74	32	355,261	11,102
1974-75	34	452,421	13,307
1975-76	36	484,039	13,446
1976-77	35	453,672	12,962
1977-78	36	437,937	12,165
1978-79	41	417,926	10,193
1979-80	39	565,105	14,490
1980-81	36	536,883	14,913
1981-82	38	582,160	15,320
1982-83	38	582,160	15,320
1983-84	38	565,820	14,890
1984-85	38	565,820	14,890
1985-86	38	565,820	14,890
1986-87	38	565,820	14,890
1987-88	38	565,820	14,890
1988-89	38	565,820	14,890
1989-90	38	565,820	14,890
1990-91	38	565,820	14,890
1991-92	38	565,820	14,890
1992-93	38	565,820	14,890
1993-94	38	565,820	14,890
1994-95	38	565,820	14,890
1995-96	41	732,841	17,874
1996-97	41	664,022	16,196
1997-98	41	743,422	18,132
1998-99	25	440,602	17,624
1999-00	41	683,506	16,671
2000-01	41	629,201	16,437
2001-02	41	659,751	16,091
2002-03	41	709,049	17,294
2003-04	41	664,248	16,201
2004-05	41	656,081	16,002
2005-06	41	692,873	16,899
2006-07	41	690,576	16,843
2007-08	41	763,584	18,624



CELTICS					OPPONENTS			
PLAYER	DATE	SITE	PTS	TEAM	PLAYER	DATE	SITE	PTS
Larry Bird	03/12/85	New Orleans	60	Atlanta	Dominique Wilkins	02/03/87	Atlanta	54
Pierce/Szczerbiak	11/08/06	Charlotte	35	Charlotte	Jason Richardson	01/09/08	Boston	34
Larry Bird	04/21/88	Boston	44	Chicago	Michael Jordan	11/09/88	Boston	52
Paul Pierce	02/15/06	Boston	50	Cleveland	Brad Daugherty	04/15/88	Cleveland	44
Larry Bird	03/10/86	Dallas	50	Dallas	Jim Jackson	12/15/94	Dallas	40
Paul Pierce	01/24/03	Boston	45	Denver	Kiki Vandeweghe	12/30/82	Denver	40
				Denver	Kiki Vandeweghe	02/05/82	Boston	40
Kevin McHale	03/03/85	Boston	56	Detroit	George Yardley	01/15/58	Boston	51
Larry Bird	01/02/88	Oakland	41	Golden State	Wilt Chamberlain	01/14/62	Boston	62
Larry Bird	03/17/85	Boston	48	Houston	Hakeem Olajuwon	01/18/96	Houston	51
Larry Bird	03/30/83	Boston	53	Indiana	Reggie Miller	02/26/96	Boston	39
John Havlicek	11/30/70	Philadelphia	38	LA Clippers	Bob McAdoo	02/22/74	Buffalo	52
Ed Macauley	03/06/53	Boston	46	LA Lakers	Elgin Baylor	11/08/59	Minneapolis	64
Antoine Walker	03/15/02	Memphis	38	Memphis	Bryant Reeves	01/15/98	Boston	41
Reggie Lewis	04/12/91	Boston	42	Miami	Alonzo Mourning	02/03/96	Miami	45
Larry Bird	04/12/85	Boston	47	Milwaukee	Kareem Abdul-Jabbar	12/10/71	Milwaukee	55
Paul Pierce	12/20/02	Minnesota	42	Minnesota	Tony Campbell	02/02/90	Minnesota	44
Paul Pierce	01/15/01	Minnesota	42	Minnesota				
Paul Pierce	12/01/01	New Jersey	48	New Jersey	Mike Newlin	12/16/79	New Jersey	52
Larry Bird	11/14/90	Boston	45	New Orleans	Glen Rice	03/06/97	Charlotte	48
Larry Bird	04/12/87	Boston	47	New York	Patrick Ewing	03/24/90	New York	51
				New York	Richie Guerin	02/14/62	New York	51
Larry Bird	03/16/90	Orlando	46	Orlando	Tracy McGrady	01/16/04	Orlando	44
Tom Heinsohn	12/25/61	Syracuse	45	Philadelphia	Hal Greer	02/21/64	Philadelphia	50
Danny Ainge	12/09/88	Boston	45	Philadelphia	Dolph Schayes	02/01/59	Boston	50
Larry Bird	02/15/88	Phoenix	49	Phoenix	Shawn Marion	02/22/06	Phoenix	44
Larry Bird	03/15/92	Boston	49	Portland	Maurice Lucas	01/12/79	Boston	46
Antoine Walker	01/17/01	Sacramento	47	Sacramento	Jack Twyman	11/11/59	Boston	49
Robert Parish	02/17/81	San Antonio	40	San Antonio	George Gervin	02/17/81	San Antonio	49
Larry Bird	03/20/87	Boston	42	Seattle	Bob Rule	12/26/69	Seattle	41
John Havlicek	02/06/72	Boston	42	Seattle				
John Havlicek	12/26/69	Seattle	42	Seattle				
Paul Pierce	02/05/01	Toronto	39	Toronto	Acie Earl	04/12/96	Boston	40
Larry Bird	12/20/89	Boston	40	Utah	Pete Maravich	01/18/77	New Orleans	44
Antoine Walker	01/07/98	Washington	49	Washington	Walt Bellamy	12/17/63	New York	45
Larry Bird	01/27/88	Boston	49	Washington				



SEASON	PLAYERS (GAMES)	MINUTES	FG MADE	FT MADE	ASSISTS	REBOUNDS	POINTS	PPG
1946-47	C. Simmons, J. Simmons (60)	Unrecorded	C. Simmons 246	C. Simmons 128	C. Simmons 62	Unrecorded	C. Simmons 620	C. Simmons 10.3
1947-48	Riebe, Spector (48)	Unrecorded	Sadowski 308	Sadowski 294	Sadowski 74	Unrecorded	Sadowski 910	Sadowski 19.4
1948-49	Ehlers, Spector (59)	Unrecorded	Stump 193	Seminoff 151	Seminoff 229	Unrecorded	Ehlers 514	Ehlers 8.7
1949-50	Hertzberg (68)	Unrecorded	Hertzberg 275	Leede 223	Seminoff 249	Unrecorded	Hertzberg 693	Kinney 11.1
1950-51	Cousy (69)	Unrecorded	Macaulley 459	Macaulley 466	Cousy 341	Macaulley 616	Macaulley 1,384	Macaulley 20.4
1951-52	Cousy, Macaulley, Donham, Cooper, Harris, Brannum (66)	Cousy 2,681	Cousy 512	Macaulley 496	Cousy 441	Harris 531	Cousy 1,433	Cousy 21.7
1952-53	Cousy, Sharman, Brannum, Donham (71)	Cousy 2,945	Cousy 464	Macaulley 500	Cousy 547	Macaulley 629	Cousy 1,407	Macaulley 20.3
1953-54	Cousy (72)	Cousy 2,857	Cousy 486	Macaulley 420	Cousy 518	Macaulley 571	Cousy 1,383	Cousy 19.2
1954-55	Barksdale (72)	Cousy 2,747	Cousy 522	Cousy 460	Cousy 557	Macaulley 600	Cousy 1,504	Cousy 21.2
1955-56	Sharman, Cousy, Barrett (72)	Cousy 2,767	Sharman 538	Cousy 476	Cousy 642	Nichols 625	Sharman 1,434	Sharman 19.9
1956-57	Heinsohn (72)	Sharman 2,403	Sharman 516	Sharman 381	Cousy 478	Russell 943	Sharman 1,415	Sharman 21.1
1957-58	Tsiropoulos, Phillip (70)	Russell 2,640	Sharman 550	Ramsey 383	Cousy 463	Russell 1,564	Sharman 1,402	Sharman 22.3
1958-59	Sharman, Ramsey (72)	Russell 2,979	Sharman 562	Sharman 342	Cousy 557	Russell 1,612	Sharman 1,466	Sharman 20.4
1959-60	Heinsohn, Cousy (75)	Russell 3,146	Heinsohn 673	Cousy 319	Cousy 715	Russell 1,778	Heinsohn 1,629	Heinsohn 21.7
1960-61	Ramsey (79)	Russell 3,458	Heinsohn 627	Cousy 352	Cousy 587	Russell 1,868	Heinsohn 1,579	Heinsohn 21.3
1961-62	Sanders, K.C. Jones (80)	Russell 3,453	Heinsohn 692	Heinsohn 358	Cousy 584	Russell 1,790	Heinsohn 1,742	Heinsohn 22.1
1962-63	Havlicek, Sanders (80)	Russell 3,500	Sam Jones 621	Heinsohn 340	Cousy 515	Russell 1,843	Sam Jones 1,499	Sam Jones 19.7
1963-64	Havlicek, Sanders, K.C. Jones (80)	Russell 3,482	Havlicek 640	Havlicek 315	K.C. Jones 407	Russell 1,930	Havlicek 1,595	Havlicek 19.9
1964-65	Sam Jones, Sanders (80)	Russell 3,466	Sam Jones 821	Sam Jones 428	K.C. Jones 457	Russell 1,878	Sam Jones 2,070	Sam Jones 25.9
1965-66	K.C. Jones (80)	Russell 3,386	Sam Jones 626	Sam Jones 325	K.C. Jones 503	Russell 1,779	Sam Jones 1,577	Sam Jones 23.5
1966-67	Havlicek, Howell, Russell, Sanders (81)	Russell 3,297	Havlicek 684	Havlicek 365	Russell 472	Russell 1,700	Havlicek 1,733	Havlicek 21.4
1967-68	Havlicek, Howell, Nelson (82)	Russell 2,958	Havlicek 666	Havlicek 368	Havlicek 384	Russell 1,451	Havlicek 1,700	Sam Jones 21.3
1968-69	Havlicek, Sanders, Nelson (82)	Russell 3,291	Havlicek 692	Havlicek 387	Havlicek 441	Russell 1,484	Havlicek 1,771	Havlicek 21.6
1969-70	Nelson, Howell (82)	Havlicek 3,369	Havlicek 736	Havlicek 488	Havlicek 550	Havlicek 635	Havlicek 1,960	Havlicek 24.2
1970-71	Kuberski, Nelson (82)	Havlicek 3,678	Havlicek 892	Havlicek 554	Havlicek 607	Cowens 1,216	Havlicek 2,338	Havlicek 28.9
1971-72	Havlicek, Sanders, Nelson (82)	Havlicek 3,698	Havlicek 897	Havlicek 458	Havlicek 614	Cowens 1,203	Havlicek 2,252	Havlicek 27.5
1972-73	Cowens, White (82)	Cowens 3,425	Havlicek 766	Havlicek 370	Havlicek 529	Cowens 1,329	Havlicek 1,902	Havlicek 23.8
1973-74	White, Silas, Nelson, Westphal (82)	Cowens 3,352	Havlicek 685	Havlicek 346	White 448	Cowens 1,257	Havlicek 1,716	Havlicek 22.6
1974-75	Havlicek, White, Silas, Westphal, Chaney (82)	White 3,220	White 658	Havlicek 289	White 458	Silas 1,025	Havlicek 1,573	Cowens 20.4
1975-76	White, Scott (82)	White 3,257	White 670	Havlicek 281	White 445	Cowens 1,246	White 1,552	Cowens 19.0
1976-77	White, Wicks (82)	White 3,333	White 638	White 333	White 492	Wicks 824	White 1,609	White 19.6
1977-78	Havlicek (82)	Cowens 3,215	Cowens 598	Bing 244	Cowens 351	Cowens 1,078	Cowens 1,435	Cowens 18.6
1978-79	Judkins (81)	Maxwell 2,969	Ford 525	Maxwell 574	Ford 369	Maxwell 791	Maxwell 1,518	Maxwell 19.0
1979-80	Bird, Robey, Carr (82)	Bird 2,955	Bird 693	Maxwell 436	Archibald 671	Bird 852	Bird 1,745	Bird 21.3
1980-81	Bird, Parish, McHale, Robey, Henderson (82)	Bird 3,239	Bird 719	Maxwell 352	Archibald 618	Bird 895	Bird 1,741	Bird 21.2
1981-82	Maxwell, Henderson (82)	Bird 2,923	Bird 711	Maxwell 357	Archibald 541	Parish 866	Bird 1,761	Bird 22.9
1982-83	McHale, Henderson (82)	Bird 2,982	Bird 747	Bird 351	Bird 458	Bird 870	Bird 1,867	Bird 23.6
1983-84	McHale (82)	Bird 3,028	Bird 758	Bird 374	Bird 520	Parish 857	Bird 1,908	Bird 24.2
1984-85	Bird, Johnson (80)	Bird 3,161	Bird 918	Bird 403	Johnson 545	Bird 842	Bird 2,295	Bird 28.7
1985-86	Bird, Sichting (82)	Bird 3,113	Bird 796	Bird 441	Bird 557	Bird 805	Bird 2,115	Bird 25.8
1986-87	Parish (80)	McHale 3,060	McHale 790	McHale 428	Johnson 594	Parish 851	Bird 2,076	Bird 28.1
1987-88	Ainge (81)	Ainge 3,018	Bird 881	Bird 415	Johnson 598	Bird 703	Bird 2,275	Bird 29.9
1988-89	Shaw (82)	McHale 2,876	McHale 661	McHale 436	Johnson, Shaw 472	Parish 996	McHale 1,758	McHale 22.5
1989-90	McHale (82)	Bird 2,944	Bird 718	McHale 393	Bird 562	Parish 796	Bird 1,820	Bird 24.3
1990-91	Gamble, Brown (82)	Lewis 2,878	Lewis 598	Lewis 281	Shaw 602	Parish 856	Lewis 1,478	Bird 19.4
1991-92	Gamble, Lewis (82)	Lewis 3,070	Lewis 703	Lewis 292	Bagley 480	Parish 705	Lewis 1,703	Lewis 20.8
1992-93	Gamble, McDaniel (82)	Lewis 3,144	Lewis 663	Lewis 326	Douglas 508	Parish 740	Lewis 1,666	Lewis 20.8
1993-94	McDaniel, Fox (82)	Brown 2,867	Radja 491	Radja 226	Douglas 683	Radja 577	Radja 1,208	Brown 15.5
1994-95	Brown (79)	Brown 2,792	Wilkins 496	Wilkins 266	Douglas 446	Radja 573	Wilkins 1,370	Wilkins 17.8
1995-96	Wesley (82)	Fox 2,588	Radja 426	Wesley 217	Wesley 390	Radja 522	Fox 1,137	Radja 19.7
1996-97	Walker (82)	Wesley 2,991	Walker 576	Williams 328	Wesley 537	Walker 741	Walker 1,435	Walker 17.5
1997-98	Walker, McCarty (82)	Walker 3,268	Walker 722	Walker 305	Anderson 345	Walker 836	Walker 1,840	Walker 22.4
1998-99	Barros, Battie, Potapenko (50)	Pierce 1,632	Mercer 305	Pierce 139	Barros 208	Walker 359	Pierce 791	Walker 18.7
1999-00	Walker, Anderson (82)	Walker 3,003	Walker 648	Pierce 359	Anderson 420	Walker 652	Walker 1,680	Walker 20.5
2000-01	Pierce (82)	Walker 3,396	Walker 711	Pierce 550	Walker 445	Walker 719	Pierce 2,071	Pierce 25.3
2001-02	Pierce (82)	Walker 3,406	Pierce 707	Pierce 520	Walker 407	Walker 714	Pierce 2,144	Pierce 26.1
2002-03	McCarty, E. Williams (82)	Walker 3,235	Pierce 663	Pierce 604	Walker 373	Pierce 578	Pierce 2,048	Pierce 25.9
2003-04	Blount (82)	Pierce 3,099	Pierce 602	Pierce 517	Pierce 410	Blount 589	Pierce 1,836	Pierce 23.0
2004-05	Blount, Davis, Pierce (82)	Pierce 2,960	Pierce 566	Pierce 549	Payton 469	LaFrentz 553	Pierce 1,769	Pierce 21.6
2005-06	LaFrentz (82)	Pierce 3,084	Pierce 689	Pierce 627	Pierce 375	Pierce 530	Pierce 2,116	Pierce 26.8
2006-07	Green (81)	Jefferson 2,319	Jefferson 453	Pierce 320	West 304	Jefferson 756	Pierce 1,173	Pierce 25.0
2007-08	Pierce (80)	Pierce 2,874	Pierce 504	Pierce 409	Rondo 393	Garnett 655	Pierce 1,570	Pierce 19.6

Points per game are based on minimum of 50 games played.



Each individual's top scoring efforts as Celtics are in green. Also, due to the lack of recorded information, players who scored 40, 41 or 42 points in 1966-67, 40 in 1967-68, and 40 in 1968-69 are not tabulated. Each asterisk (\*) denotes an overtime period.

### POINTS

TOTAL	PLAYER/OPPONENT	DATE	RESULT/SCORE
60	Larry Bird vs. Atlanta (at New Orleans)	03/12/85	W/126-115
56	Kevin McHale vs. Detroit	03/03/85	W/138-129
53	Larry Bird vs. Indiana	03/30/83	W/142-116
51	Sam Jones at Detroit	10/29/65	L/106-108
50	Paul Pierce vs. Cleveland	02/15/06	**L/109-113
50	Larry Bird vs. Atlanta	11/10/89	W/117-106
50	Larry Bird at Dallas	03/10/86	L/115-116
49	Antoine Walker at Washington	01/07/98	L/108-110
49	Larry Bird vs. Portland	03/15/92	** W/152-148
49	Larry Bird at Phoenix	02/15/88	W/107-106
49	Larry Bird vs. Washington	01/27/88	W/106-100
48	Paul Pierce at New Jersey	12/01/01	* W/105-98
48	Larry Bird vs. Houston	03/17/85	W/134-120
48	Larry Bird vs. Portland	01/27/85	W/128-127
48	Larry Bird vs. Atlanta	12/09/84	W/128-127
47	Antoine Walker at Sacramento	01/17/01	L/106-111
47	Larry Bird at Washington	11/07/87	** W/140-139
47	Larry Bird vs. New York	04/12/87	W/119-107
47	Larry Bird at Portland	02/14/86	* W/120-119
47	Larry Bird vs. Detroit	11/27/85	W/132-124
47	Larry Bird vs. Milwaukee	04/12/85	* L/113-115
46	Paul Pierce at New York	11/02/02	W/117-107
46	Larry Bird at Orlando	03/16/90	W/130-127
46	Bob Cousy vs. New York	02/07/60	L/135-142
46	Ed Macauley vs. Minneapolis	03/06/53	W/100-85
45	Paul Pierce vs. Denver	01/24/03	W/77-58
45	Larry Bird vs. Charlotte	11/14/90	W/135-126
45	Danny Ainge vs. Philadelphia	12/09/88	W/121-107
45	Larry Bird at Indiana	02/24/85	W/113-100
45	Larry Bird at Phoenix	02/13/80	L/134-135
45	Tom Heinsohn at Syracuse	12/25/61	W/127-122
44	Paul Pierce at New Jersey	03/22/01	W/113-98
44	Larry Bird vs. Chicago	04/21/88	W/126-119
44	Larry Bird vs. Portland	02/24/88	W/113-112
44	Larry Bird at Houston	02/09/88	L/120-129
44	Sam Jones at New York	02/13/65	L/113-123
44	Sam Jones at Syracuse	03/12/61	* W/136-134
44	Bill Sharman vs. New York	12/26/57	W/120-110
43	Paul Pierce at Seattle	12/26/05	L/111-118
43	Paul Pierce at Chicago	12/02/05	L/102-106
43	Antoine Walker vs. New Jersey	04/05/98	L/104-117
43	Dominique Wilkins at Houston	12/17/94	W/112-109
43	Larry Bird vs. Denver	12/05/90	W/148-140
43	Larry Bird vs. New Jersey	04/04/90	W/125-106
43	Larry Bird vs. Portland	02/25/87	W/122-116
43	Larry Bird vs. Cleveland (at Hartford)	03/18/86	W/126-96
43	John Havlicek vs. Milwaukee	03/08/70	L/134-138
43	John Havlicek vs. Baltimore (at New York)	12/17/63	W/131-114
43	Tom Heinsohn vs. Detroit	01/21/62	L/120-124
43	Tom Heinsohn vs. New York	01/20/60	W/144-126
43	Tom Heinsohn vs. Minneapolis	02/27/59	W/173-139



## POINTS

TOTAL	PLAYER/OPPONENT	DATE	RESULT/SCORE
42	Paul Pierce vs. Minnesota	12/20/02	W/108-99
42	Antoine Walker at New York	12/11/01	W/102-93
42	Paul Pierce at Phoenix	03/15/01	W/105-101
42	Paul Pierce at LA Lakers	03/13/01	L/107-112
42	Paul Pierce at Minnesota	01/15/01	W/107-102
42	Reggie Lewis at Miami	04/12/91	W/119-109
42	Larry Bird vs. Indiana	11/11/87	W/120-106
42	Larry Bird vs. Seattle	03/20/87	W/112-108
42	Kevin McHale at New York	03/05/85	W/110-102
42	Larry Bird vs. Philadelphia	11/09/84	W/130-119
42	Bob McAdoo at Cleveland	03/27/79	L/109-111
42	John Havlicek vs. Seattle	02/06/72	W/128-123
42	John Havlicek at Seattle	12/26/69	*** W/122-112
42	Tom Heinsohn vs. Chicago	02/11/62	W/148-115
42	Bob Cousy vs. Baltimore (at Worcester)	02/22/54	W/111-110
42	Bill Sharman vs. Baltimore (at Philadelphia)	12/11/52	W/94-88
41	Paul Pierce at Cleveland	12/13/03	W/105-98
41	Paul Pierce vs. Miami	04/11/01	L/97-102
41	Paul Pierce at Atlanta	03/27/01	* W/115-112
41	Paul Pierce vs. Orlando	11/24/00	* W/103-98
41	Todd Day vs. Minnesota	12/22/95	W/114-113
41	Dee Brown at Chicago	03/28/95	W/126-115
41	Dee Brown at Phoenix	02/21/95	W/129-121
41	Larry Bird vs. Philadelphia	03/11/90	W/107-105
41	Larry Bird vs. New York	01/06/88	W/117-108
41	Larry Bird vs. Golden State	01/02/88	W/115-110
41	Larry Bird at Chicago	03/27/87	* W/111-106
41	Larry Bird at Atlanta	01/18/86	W/125-122
41	Larry Bird vs. Portland	12/02/83	W/115-106
41	Larry Bird vs. Detroit	03/02/80	W/118-115
41	JoJo White vs. Kansas City	03/20/77	* W/118-110
41	John Havlicek vs. New York	03/12/72	W/112-109
41	John Havlicek vs. Phoenix (at Baltimore)	11/18/69	W/120-119
41	John Havlicek at Milwaukee	12/03/68	W/137-115
41	John Havlicek vs. San Francisco	02/28/68	W/135-110
41	John Havlicek at Los Angeles	11/17/65	L/115-125
41	Bill Sharman vs. Minneapolis	12/21/57	W/140-119
41	Tom Heinsohn at St. Louis	03/05/57	L/102-104
40	Paul Pierce vs. Phoenix	02/01/06	L/94-103
40	Paul Pierce vs. Sacramento	04/04/03	L/92-93
40	Paul Pierce at Philadelphia	01/20/03	W/100-99
40	Paul Pierce at Detroit	02/02/01	W/102-95
40	Dee Brown at Chicago	04/22/94	W/104-94
40	Larry Bird vs. Miami	04/12/90	W/139-118
40	Larry Bird vs. Utah	12/20/89	W/113-109
40	Larry Bird vs. Seattle	12/13/89	W/109-97
40	Larry Bird at Portland	02/19/88	W/124-104
40	Larry Bird vs. Denver	12/09/87	L/119-124
40	Larry Bird vs. New Jersey	03/22/87	W/116-104
40	Larry Bird vs. Atlanta	01/23/87	W/126-106
40	Larry Bird vs. New Jersey	03/30/86	W/122-117
40	Larry Bird at Denver	02/20/85	L/129-132
40	Larry Bird at Dallas	11/27/84	W/114-99
40	Larry Bird vs. Detroit	01/10/82	W/134-124
40	Robert Parish at San Antonio	02/17/81	W/128-116
40	John Havlicek vs. Portland	11/06/74	W/128-110
40	John Havlicek at Atlanta	01/15/72	W/122-106
40	Don Nelson vs. San Diego	02/25/70	W/147-124
40	Sam Jones vs. Detroit (at Fort Wayne)	12/27/64	W/112-106
40	John Havlicek vs. Cincinnati	02/02/64	* L/117-119
40	Tom Heinsohn at Syracuse	01/03/60	L/113-114
40	Bob Cousy vs. Philadelphia (at White Plains)	03/08/55	W/112-103



### FIELD GOALS MADE

22	Larry Bird vs. New York	04/12/87
22	Larry Bird vs. Atlanta (at New Orleans)	03/12/85
22	Kevin McHale vs. Detroit	03/03/85
21	Antoine Walker at Washington	01/07/98
21	Larry Bird at Portland	* 02/14/86
21	Larry Bird vs. Indiana	03/30/83
21	Sam Jones at Detroit	10/29/65
20	Danny Ainge vs. Philadelphia	12/09/88
20	Larry Bird vs. Washington	01/27/98
20	Larry Bird vs. Atlanta	12/09/84

### ASSISTS

28	Bob Cousy vs. Minneapolis	02/27/59
23	Nate Archibald vs. Denver	02/05/82
22	Sherman Douglas at Philadelphia	04/03/94
21	Sherman Douglas vs. Sacramento	12/08/93
21	Bob Cousy vs. St. Louis	12/21/60
19	Nate Archibald at San Antonio	10/23/79
19	Bob Cousy vs. Cincinnati	02/19/63
19	Bob Cousy vs. Syracuse	11/24/56

### STEALS

9	Larry Bird at Utah	02/18/85
9	Paul Pierce vs. Miami	12/03/00
8	Larry Bird vs. New Jersey	01/03/86
8	Larry Bird at New Jersey	* 10/25/85

### FREE THROWS MADE

20	Paul Pierce at New York	11/02/02
20	Nate Archibald vs. Chicago	01/16/80
19	Cedric Maxwell vs. New Jersey	01/14/79
19	John Havlicek vs. Seattle	02/06/70
19	Frank Ramsey at Detroit	12/03/57
19	Bill Sharman at Philadelphia	03/08/56

### REBOUNDS

51	Bill Russell vs. Syracuse	02/05/60
49	Bill Russell vs. Detroit (at Providence)	03/11/65
49	Bill Russell vs. Philadelphia	11/16/57
43	Bill Russell vs. Los Angeles	01/20/63
41	Bill Russell vs. San Francisco	03/14/65
41	Bill Russell vs. Syracuse	02/12/58
40	Bill Russell vs. Philadelphia	02/12/61
40	Bill Russell vs. Cincinnati	* 12/12/58

### BLOCKS

9	Kevin McHale at Chicago	01/21/83
9	Kevin McHale at New Jersey	04/16/82
9	Robert Parish vs. Atlanta	03/17/82
8	Kevin McHale vs. Sacramento	01/09/87

\* Overtime Period



**POINTS**

TOTAL	PLAYER/OPPONENT	DATE
64	Elgin Baylor/at Minneapolis	11/08/59
62	Wilt Chamberlain/Philadelphia at Boston	01/14/62
55	Kareem Abdul-Jabbar/at Milwaukee	12/10/71
54	Dominique Wilkins/at Atlanta	02/03/87
53	Lew Alcindor/Milwaukee at Boston	01/27/71
53	Wilt Chamberlain/at Philadelphia	01/27/62
53	Wilt Chamberlain/Philadelphia vs. Boston (at NY)	02/23/60
52	Michael Jordan/Chicago at Boston	11/09/88
52	Mike Newlin/at New Jersey	12/16/79
52	Bob McAdoo/at Buffalo	02/22/74
52	Wilt Chamberlain/Philadelphia at Boston	12/13/61
52	Bob Pettit/at St. Louis	01/20/59
51	Hakeem Olajuwon/at Houston	01/18/96
51	Patrick Ewing/at New York	03/24/90
51	Kareem Abdul-Jabbar/Milwaukee at Boston	02/13/72
51	Richie Guerin/at New York	02/14/62
51	George Yardley/Detroit at Boston	01/15/58
50	Michael Jordan/at Chicago	03/18/88
50	Rick Barry/San Francisco vs. Boston (at Oakland)	02/14/67
50	Hal Greer/at Philadelphia	02/21/64
50	Elgin Baylor/Los Angeles at Boston	02/13/63
50	Wilt Chamberlain/San Francisco at Boston	01/30/63
50	Wilt Chamberlain/Philadelphia at Boston	01/28/62
50	Dolph Schayes/Syracuse at Boston (OT)	* 02/01/59

**FIELD GOALS MADE**

27	Wilt Chamberlain/Philadelphia at Boston	01/14/62
25	Wilt Chamberlain/Philadelphia vs. Boston (at NY)	02/23/60
25	Elgin Baylor/at Minneapolis	11/08/59
23	Kareem Abdul-Jabbar/at Milwaukee	12/10/71
23	Richie Guerin/at New York	02/14/62

**FREE THROWS MADE**

22	Richie Guerin/New York at Boston	02/11/61
21	Gilbert Arenas/at Washington	04/05/05
20	Lew Alcindor/Milwaukee at Boston	03/08/70

**ASSISTS**

25	Kevin Porter/at Detroit	03/09/79
21	Magic Johnson/LA Lakers at Boston	12/15/89
21	Clem Haskins/Chicago at Boston (OT)	* 12/06/69
20	Kevin Porter/at Detroit	11/20/76
20	Bob Davies/at Rochester	01/22/55

**REBOUNDS**

55	Wilt Chamberlain/at Philadelphia	11/24/60
43	Wilt Chamberlain/at Philadelphia	03/06/65
43	Wilt Chamberlain/at Philadelphia	01/15/60
42	Wilt Chamberlain/at Los Angeles	03/07/69
42	Wilt Chamberlain/at Philadelphia	01/14/66

**STEALS**

9	Hersey Hawkins/at Philadelphia	01/25/91
9	Michael Jordan/Chicago at Boston	11/09/88
9	Calvin Murphy/at Houston	12/14/73
8	Michael Jordan/at Chicago	01/15/89
8	Randy Brown/Chicago at Boston	04/11/99
8	Bonzi Wells/at New Orleans	03/22/08

**BLOCKS**

12	Manute Bol/at Washington	03/26/87
11	Shawn Bradley/at New Jersey	12/21/96
10	Shawn Bradley/at New Jersey	04/19/96
10	Tree Rollins/at Atlanta	03/14/80



### BOSTON'S HIGHS BY QUARTERS

1st	50	vs. Denver	02/05/82
2nd	46	at San Francisco	02/23/68 (unofficial)
3rd	49	vs. Detroit at Providence	02/10/60 (unofficial)
4th	54	vs. San Diego	02/25/70

### BOSTON'S LOWS BY QUARTERS

1st	7	at Milwaukee	11/12/74 (unofficial)
2nd	6	at New Jersey	01/09/90
3rd	7	at Seattle	02/11/03
4th	8	vs. Indiana at Hartford	11/22/93

### BOSTON'S HIGHS BY HALVES

1st	85	vs. Denver	12/30/82
	85	vs. Denver	02/05/82 (unofficial)
2nd	91	vs. Detroit at Providence	02/10/60
	91	vs. Cincinnati	11/11/59

### BOSTON'S LOWS BY HALVES

1st	25	vs. Cleveland	02/08/95
2nd	25	at Milwaukee	03/18/99
	25	vs. Milwaukee at Providence	02/27/55

### OPPONENTS HIGHS BY QUARTERS

1st	46	at New Jersey	02/08/00
	46	at Phoenix	03/09/79 (unofficial)
2nd	44	vs. Denver	02/05/82 (unofficial)
3rd	49	at Cincinnati	01/23/63 (unofficial)
4th	58	vs. Buffalo	10/20/72

### OPPONENTS LOWS BY QUARTERS

1st	8	vs. Orlando	04/10/98
2nd	4	at Cleveland	11/28/00
3rd	8	vs. Indiana	11/06/96 (unofficial)
4th	9	at Charlotte	04/05/08
	9	at New Jersey	01/11/08
	9	vs. New Jersey	03/18/03
	9	vs. Miami	04/10/02
	9	vs. New York	02/26/99
	9	at Miami	11/15/88
	9	at Golden State	02/14/78
	9	St. Louis	12/26/64

### OPPONENTS HIGHS BY HALVES

1st	80	at Syracuse	01/19/63 (unofficial)
2nd	88	New York at Providence	12/19/63 (unofficial)

### OPPONENTS LOWS BY HALVES

1st	25	vs. New Jersey	04/14/06
	25	Rochester at New York	02/26/57
2nd	25	at Golden State	02/14/78
	25	vs. St. Louis	12/26/64

### BOSTON'S HIGH AND LOW POINT GAMES

High	173	vs. Minneapolis	02/27/59
Low	62	vs. Milwaukee at Providence	02/27/55

### OPPONENTS HIGH AND LOW POINT GAMES

High	160	at Detroit	03/09/79
Low	57	Milwaukee at Providence	02/27/55



**TEAM SCORING**

**CELTICS:**

1.	137 vs. Atlanta	04/14/04
2.	136 vs. Toronto	04/12/96
3.	131 vs. Vancouver	01/31/96
4.	129 vs. Charlotte	05/05/99 **

**OPPONENTS:**

1.	133 vs. Charlotte	05/05/99 **
2.	132 vs. Atlanta	04/14/04
3.	131 vs. New Jersey	12/01/95 *
4.	128 vs. Phoenix	01/28/05

**TEAM REBOUNDING**

**CELTICS:**

1.	65 vs. Milwaukee	03/08/00
2.	61 vs. Memphis	12/23/01
	61 vs. Toronto	12/11/96 ***
3.	60 vs. Seattle	01/21/00
	60 vs. New Jersey	08/17/96 **

**OPPONENTS:**

1.	62 vs. Milwaukee	02/07/01
	62 vs. Toronto	12/11/96 ***
2.	59 vs. Denver	12/10/00 *
3.	58 vs. Milwaukee	12/16/96

**TEAM BLOCKS**

**CELTICS:**

1.	12 vs. Denver	11/15/96
2.	11 vs. Chicago	08/26/06
	11 vs. Utah	12/21/05
	11 vs. New York	11/02/05
	11 vs. Philadelphia	04/09/99

**OPPONENTS:**

1.	13 vs. Orlando	11/24/00 *
	13 vs. Minnesota	01/03/97
2.	12 vs. Utah	12/19/03
	12 vs. L.A. Lakers	11/27/96
	12 vs. Portland	01/03/96 *
3.	11 vs. Denver	12/15/04
	11 vs. Atlanta	11/22/02
	11 vs. New York	01/12/96

**TEAM ASSISTS**

**CELTICS:**

1.	40 vs. Golden State	02/27/98
2.	34 vs. Charlotte	05/05/99 **
	34 vs. Dallas	02/04/98
	34 vs. Vancouver	01/31/96
3.	33 vs. Denver	12/08/99

**OPPONENTS:**

1.	35 vs. Sacramento	12/05/04
	35 vs. San Antonio	11/24/99
	35 vs. Washington	04/06/97
2.	33 vs. Seattle	11/22/96
3.	32 vs. San Antonio	01/18/04
	32 vs. Phoenix	11/28/97 *
	32 vs. Atlanta	03/09/97

**INDIVIDUAL SCORING**

**CELTICS:**

1.	50 Paul Pierce vs. Cleveland	02/15/06
2.	43 Paul Pierce vs. Chicago	12/02/05
	43 Antoine Walker vs. New Jersey	04/08/98
3.	41 Paul Pierce vs. Miami	04/11/01
	41 Paul Pierce vs. Orlando	11/24/00
	41 Todd Day vs. Minnesota	12/22/95

**OPPONENTS:**

1.	47 Allen Iverson (Philadelphia)	01/25/02
2.	43 Kobe Bryant (LA Lakers)	01/31/07
	43 Kobe Bryant (LA Lakers)	03/20/06
	43 LeBron James (Cleveland)	02/15/06
3.	42 Amare Stoudemire (Phoenix)	01/28/05
4.	41 Bryant Reeves (Vancouver)	01/15/98

**INDIVIDUAL REBOUNDING**

**CELTICS:**

1.	21 Mark Blount vs. Orlando	03/01/04
	21 Antoine Walker vs. Orlando	03/21/97
2.	20 Pervis Ellison vs. Charlotte	02/20/96
3.	19 Antoine Walker vs. New Jersey	12/20/00
	19 Antoine Walker vs. Milwaukee	03/08/00

**OPPONENTS:**

1.	22 Dikembe Mutombo (Philadelphia)	03/11/01
2.	21 Shareef Abdur-Rahim (Vancouver)	11/26/00
	21 Popeye Jones (Toronto)	12/11/96
3.	20 Shaquille O'Neal (LA Lakers)	12/20/99

**INDIVIDUAL BLOCKS**

**CELTICS:**

1.	7 Tony Battie vs. Chicago	03/21/99
	7 Dino Radja vs. Denver	11/15/96
2.	6 Kendrick Perkins vs. New York	04/09/06
	6 Pervis Ellison vs. Charlotte	02/20/96

**OPPONENTS:**

1.	8 Kevin Garnett (Minnesota)	01/03/97
2.	7 Theo Ratliff (Atlanta)	02/06/04
	7 Andrei Kirilenko (Utah)	12/19/03
	7 Charles 'Bo' Outlaw (Orlando)	11/24/00
	7 Theo Ratliff (Philadelphia)	04/09/99
	7 Jim McIlvanie (Washington)	04/10/96
	7 Shawn Bradley (New Jersey)	03/17/96

**INDIVIDUAL ASSISTS**

**CELTICS:**

1.	14 David Wesley vs. Washington	01/18/97
2.	13 Dana Barros vs. Cleveland	04/12/99
	13 Chauncey Billups vs. Dallas	02/04/98
	13 Dana Barros vs. Portland	01/03/96

**OPPONENTS:**

1.	18 Rod Strickland (Portland)	01/03/96
2.	15 Tim Hardaway (Miami)	02/05/97
3.	14 Steve Nash (Phoenix)	12/08/06
	14 Deron Williams (Utah)	11/10/06
	14 Jalen Rose (Toronto)	12/12/03
	14 Steve Nash (Dallas)	12/18/00
	14 Jason Kidd (Phoenix)	01/28/00
	14 Tim Hardaway (Miami)	03/25/98

\* Denotes number of overtimes played.

**HOME ATTENDANCE (SELLOUT IS 18,624)**

YEAR	TOT	AVG	LOW	SELLOUTS
1995-96	732,841	17,874	16,061 (Mil. 03/04/96)	11
1996-97	664,022	16,196	13,184 (Atl. 11/13/96)	6
1997-98	743,422	18,132	15,760 (Den. 11/12/97)	28
1998-99	440,602	17,624	15,364 (Atl. 04/14/99)	6
1999-00	683,506	16,671	14,115 (Cle. 01/03/00)	8
2000-01	629,201	15,346	11,551 (Van. 11/26/00)	6
2001-02	659,751	16,091	12,587 (Den. 12/05/01)	10

YEAR	TOT	AVG	LOW	SELLOUTS
2002-03	709,049	17,294	13,049 (Pho. 12/11/02)	19
2003-04	664,248	16,201	12,478 (Mem. 12/1/03)	12
2004-05	656,081	16,002	13,002 (N.O. 01/03/05)	11
2005-06	692,873	16,899	14,017 (G. St. 12/19/05)	18
2006-07	690,576	16,843	14,033 (Ind. 11/15/06)	9
2007-08	763,584	18,624		41



### 1979-80

Archibald 80, Bird 82, Carr 7, Cowens 55, Ford 73, Henderson 2, Maravich 4, Maxwell 80, Robey 27.

### 1980-81

Archibald 72, Bird 82, Carr 7, Ford 75, Henderson 10, Maxwell 81, McHale 1, Parish 82.

### 1981-82

Ainge 1, Archibald 51, Bird 58, Bradley 1, Carr 27, Ford 53, Henderson 31, Maxwell 74, McHale 32, Parish 78, Robey 4.

### 1982-83

Ainge 76, Archibald 19, Bird 79, Bradley 5, Buckner 56, Henderson 9, Maxwell 71, McHale 13, Parish 76, Robey 6.

### 1983-84

Ainge 3, Bird 77, Carr 1, Henderson 78, Johnson 78, Kite 1, Maxwell 78, McHale 10, Parish 79, Wedman 5.

### 1984-85

Ainge 73, Bird 77, Buckner 6, Clark 3, Johnson 77, Kite 4, Maxwell 51, McHale 31, Parish 78, Wedman 5, Williams 5.

### 1985-86

Ainge 78, Bird 81, Carlisle 1, Johnson 78, Kite 2, McHale 62, Parish 80, Sichting 7, Walton 2, Wedman 19.

### 1986-87

Ainge 66, Bird 73, Daye 2, Johnson 78, Kite 1, McHale 77, Parish 80, Roberts 11, Sichting 15, Vincent 5, Wedman 2.

### 1987-88

Acres 5, Ainge 81, Bird 75, Daye 8, Gilmore 4, Johnson 74, Lohaus 4, McHale 63, Minniefield 6, Parish 73, Paxson 2, Roberts 14, Sichting 1.

### 1988-89

Ainge 28, Bird 6, Gamble 6, Johnson 72, Kleine 2, Lewis 57, Lohaus 15, McHale 74, Parish 80, Paxson 7, Pinckney 9, Shaw 54.

### 1989-90

Bagley 17, Bird 75, Gamble 10, Johnson 65, Kleine 4, Lewis 54, McHale 25, Parish 78, Paxson 25, Pinckney 50, M. Smith 7.

### 1990-91

Bird 60, Brown 5, Gamble 76, Kleine 1, Lewis 79, McHale 10, Parish 81, Pinckney 16, Shaw 79, M. Smith 3.

### 1991-92

Bagley 59, Bird 45, Brown 20, Fox 5, Gamble 77, Kleine 3, Lewis 82, McHale 1, Parish 79, Pinckney 36, Shaw 3.

### 1992-93

Abdelnaby 52, Battie 1, Brown 48, Douglas 36, Fox 14, Gamble 58, Kleine 3, Lewis 80, McDaniel 27, Parish 79, Pinckney 5, Williams, L. 7.

### 1993-94

Brown 76, Douglas 78, Earl 8, Fox 53, Gamble 28, McDaniel 5, Oliver 6, Parish 74, Pinckney 35, Radja 47.

### 1994-95

Brown 69, Douglas 43, Earl 3, Edwards 7, Ellison 11, Fox 7, McDaniel 15, Minor 8, Montross 75, Radja 48, Strong 24, Wesley 36, Wilkins 64.

### 1995-96

Barros 25, Brown 23, Burrough 3, Day 12, Douglas 4, Ellison 29, Fox 81, Lister 14, Minor 47, Montross 59, Radja 52, Smith 2, Wesley 53, Williams 6.

### 1996-97

Barros 8, Brickowski 2, Brown 2, Conlon 15, Day 27, Ellison 4, Fox 75, Hamer 3, Lister 2, Minor 15, Radja 25, Szabo 24, Walker 68, Wesley 73, Williams 67.

### 1997-98

Anderson 16, Barros 15, Billups 44, Bowen 9, Brown 10, DeClercq 49, Edney 7, Ellison 8, Knight 21, McCarty 64, Mercer 62, Minor 16, Tabak 5, Thomas 2, Walker 82.

### 1998-99

Anderson 33, Barros 16, Battie 15, Bowen 1, DeClercq 1, P. Jones 2, McCarty 4, Mercer 40, Minor 7, Pierce 47, Potapenko 32, Riley 11, Walker 41.

### 1999-00

Anderson 82, Battie 4, Cheaney 19, Ellison 5, Fortson 5, Griffin 47, McCarty 5, Pierce 72, Potapenko 72, Walker 82, Williams 17.

### 2000-01

Anderson 28, Battie 25, Blount 50, Brown 35, Herren 7, McCarty 3, Overton 1, Palacio 6, Pierce 82, Potapenko 7, Stith 74, Walker 81, Williams 11.

### 2001-02

Anderson 76, Battie 73, K. Brown 5, Delk 16, Johnson 33, Pierce 82, Potapenko 9, Rogers 1, Strickland 4, Walker 81, Williams 30.

### 2002-03

Baker 9, Battie 62, Blount 7, Bremer 41, K. Brown 5, Delk 39, Long 1, McCarty 8, Pierce 79, Walker 78, E. Williams 79, S. Williams 2.

### 2003-04

Atkins 24, Baker 33, Banks 2, Battie 6, Blount 73, K. Brown 10, Davis 5, Hunter 12, James 55, J. Jones 2, LaFrentz 1, McCarty 23, Mihm 16, Pierce 80, Welsch 68.

### 2004-05

Allen 34, Banks 2, Blount 57, Davis 11, Jefferson 1, LaFrentz 80, Payton 77, Perkins 3, Pierce 82, Walker 24, Welsch 32, West 7.

### 2005-06

Allen 9, Banks 1, Blount 25, Davis 42, Gomes 33, Green 3, Greene 5, Jefferson 7, LaFrentz 63, Perkins 40, Pierce 79, Scalabrino 1, Szczerbiak 31, West 71.

### 2006-07

Allen 18, Gomes 60, Green 26, Jefferson 60, Perkins 53, Pierce 46, Powe 2, Ratliff 2, Ray 5, Rondo 25, Scalabrino 17, Szczerbiak 19, Telfair 30, West 47.

### 2007-08

R. Allen 77, T. Allen 11, Cassell 1, Davis 1, Garnett 71, House 2, Perkins 78, Pierce 80, Posey 2, Powe 5, Rondo 77, Scalabrino 9.

## BY PLAYER

Abdelnaby	52
Acres	5
Ainge	406
R. Allen	77
T. Allen	72
Anderson	317
Archibald	222
Atkins	24
Bagley	76
Baker	42
Banks	5
Barros	64
Battie	189
Battie	1
Billups	44
Bird	870
Blount	215
Bowen	10
Bradley	6
Bremer	41
Brickowski	2
D. Brown	253
K. Brown	20
R. Brown	35
Buckner	62
Burrough	3

Carlisle	1
M.L. Carr	42
Cassell	1
Cheaney	27
Clark	3
Conlon	15
Cowens	55
G. Davis	1
Davis	58
Day	39
Daye	10
DeClercq	50
Delk	55
Douglas	161
Earl	11
Edney	7
Edwards	7
Ellison	62
Ford	201
Fortson	5
Fox	235
Gamble	255
Garnett	71
Gilmore	4
Gomes	93
Green	29

Greene	5
Griffin	47
Hamer	3
Henderson	130
Herren	7
House	2
Hunter	12
James	55
Jefferson	68
D. Johnson	522
J. Johnson	33
J. Jones	2
P. Jones	2
Kite	8
Kleine	13
Knight	21
LaFrentz	144
Lewis	352
Lister	16
Long	1
Lohaus	19
Maravich	4
Maxwell	435
McCarty	107
McDaniel	47
McHale	399

Mercer	102
Mihm	16
Minor	93
Minniefield	6
Montross	134
Oliver	6
Overton	1
Palacio	6
Parish	1,097
Payton	77
Paxson	34
Perkins	174
Pierce	729
Pinckney	151
Posey	2
Potapenko	120
Powe	7
Radja	172
Riley	11
Roberts	25
Robey	37
Rogers	1
Rondo	102
Scalabrino	27
Shaw	136
Sichting	23

D. Smith	2
M. Smith	10
Stith	74
Strickland	4
Strong	24
Szabo	24
Szczerbiak	50
Tabak	5
Thomas	2
Thomas	5
Vincent	5
Walker	537
Walton	2
Wedman	31
Welsch	100
Wesley	162
West	125
Wilkins	64
E. Williams	210
L. Williams	7
R. Williams	5
S. Williams	2



## MOST POINTS

Season.....	2,338	John Havlicek.....	1970-71
Game.....	60	Larry Bird vs. Atlanta (at New Orleans).....	03/12/85
Half.....	37	Larry Bird vs. Atlanta (at New Orleans).....	03/12/85
Quarter.....	24	Todd Day vs. Minnesota.....	12/22/95
	24	Larry Bird vs. Indiana.....	03/30/83
Overtime.....	15	Delonte West vs. Minnesota.....	03/04/07
Average.....	29.9	Larry Bird.....	1987-88

## MOST FIELD GOALS MADE

Season.....	918	Larry Bird.....	1984-85
Game.....	22	Larry Bird vs. New York.....	04/12/87
	22	Larry Bird vs. Atlanta (at New Orleans).....	03/12/85
	22	Kevin McHale vs. Detroit.....	03/03/85
Half.....	15	Larry Bird vs. Washington.....	01/27/88
	15	Larry Bird vs. Atlanta (at New Orleans).....	03/12/85
Quarter.....	10	Larry Bird vs. Washington.....	01/27/88
	10	Kevin McHale vs. Detroit.....	03/03/85
	10	Larry Bird vs. Indiana.....	03/30/83
	10	Tom Heinsohn vs. Cincinnati.....	02/08/59

## MOST FIELD GOALS ATTEMPTED

Season.....	1,982	John Havlicek.....	1970-71
Game.....	42	John Havlicek vs. Baltimore.....	02/03/65
Half.....	23	Larry Bird vs. Atlanta (at New Orleans).....	03/12/85
	23	Bob Cousy vs. New York.....	03/10/59
Quarter.....	17	Bob Cousy vs. New York.....	03/10/59

## MOST FREE THROWS MADE

Season.....	627	Paul Pierce.....	2005-06
Game.....	20	Paul Pierce at New York.....	11/02/02
	20	Nate Archibald vs. Chicago.....	01/16/80
Half.....	15	Paul Pierce vs. Miami.....	03/01/06
Quarter.....	11	Frank Ramsey at Detroit.....	12/03/57
Consecutive.....	71	Larry Bird.....	12/19/89-02/13/90

## MOST FREE THROWS ATTEMPTED

Season.....	812	Paul Pierce.....	2005-06
Game.....	24	Paul Pierce at Toronto.....	04/04/06
	24	Paul Pierce vs. New York.....	11/02/05
	24	John Havlicek vs. Seattle.....	02/06/70
Half.....	17	Paul Pierce vs. Miami.....	03/01/06
Quarter.....	13	Sherman Douglas vs. Golden State.....	01/21/94
	13	Bill Russell at Philadelphia.....	02/09/59

## MOST REBOUNDS

Season.....	1,930	Bill Russell.....	1963-64
Game.....	51	Bill Russell vs. Syracuse.....	02/05/60
Half.....	32	Bill Russell vs. Philadelphia.....	11/16/57
Quarter.....	17	Bill Russell vs. Syracuse.....	02/05/60
	17	Bill Russell vs. Cincinnati.....	12/12/58
	17	Bill Russell vs. Philadelphia.....	11/16/57
Average.....	24.7	Bill Russell.....	1963-64

## MOST ASSISTS

Season.....	715	Bob Cousy.....	1959-60
Game.....	28	Bob Cousy vs. Minneapolis.....	02/27/59
Half.....	19	Bob Cousy vs. Minneapolis.....	02/27/59
Quarter.....	12	Bob Cousy vs. Minneapolis.....	02/27/59
Average.....	9.5	Bob Cousy.....	1959-60



### MOST PERSONAL FOULS

Season	356	Charlie Scott	1975-76
Quarter	5	Jim Loscutoff vs. Cincinnati	11/12/62

### MOST MINUTES PLAYED

Season	3,698	John Havlicek	1971-72
Average	45.4	John Havlicek	1970-71

### LONGEST CONSECUTIVE GAMES STREAK

488	JoJo White	01/21/72-01/29/78
-----	------------	-------------------

### HIGHEST FIELD GOAL PERCENTAGE

Season	.609	Cedric Maxwell	1979-80 (457-750)
--------	------	----------------	-------------------

### HIGHEST FREE THROW PERCENTAGE (MINIMUM OF 100 ATTEMPTS)

Season	.932	Bill Sharman	1958-59 (342-367)
--------	------	--------------	-------------------

### MOST DISQUALIFICATIONS

Season	19	Tom Sanders	1964-65
--------	----	-------------	---------

### THREE POINT FIELD GOALS MADE

Game	9	Antoine Walker at Minnesota	11/09/02
	9	Antoine Walker at Sacramento	01/17/01
Season	222	Antoine Walker	2001-02
Consecutive	11	Scott Wedman	12/21/84-03/31/85
Game, No Misses	6	Walter McCarty at Toronto	11/02/99
	6	Danny Ainge at Utah	01/04/88

### THREE POINT FIELD GOALS ATTEMPTED

Game	17	Antoine Walker at New York	12/11/01
Season	645	Antoine Walker	2001-02

### MOST BLOCKS

Season	214	Robert Parish	1980-81
Game	9	Kevin McHale at Chicago	01/21/83
	9	Kevin McHale at New Jersey	04/16/82
	9	Robert Parish vs. Atlanta	03/17/82

### MOST STEALS

Season	167	Rick Fox	1996-97
Game	9	Paul Pierce vs. Miami	12/03/99
	9	Larry Bird at Utah	02/18/85



## MOST POINTS

Season	9,687		1961-62
Game	173	vs. Minneapolis	02/27/59
Half	91	vs. Detroit at Providence	02/10/60
	91	vs. Cincinnati	11/11/59
Quarter	54	vs. San Diego	02/25/70
Overtime	21	at San Francisco	01/02/63
Average	124.5		1959-60

## MOST FIELD GOALS MADE

Season	3,855		1961-62
Game	72	vs. Minneapolis	02/27/59
Half	40	vs. Minneapolis	02/27/59
Quarter	23	vs. Minneapolis	02/27/59

## MOST FIELD GOALS ATTEMPTED

Season	9,295		1960-61
Game	150	vs. Philadelphia	03/02/60
Half	83	at Philadelphia	12/27/60
Quarter	47	vs. Minneapolis	02/27/59

## MOST FREE THROWS MADE

Season	2,216		1966-67
Game	56	at Minneapolis	11/28/54
Half	32	vs. Syracuse	01/30/51
Quarter	23	at Chicago	01/09/63

## MOST FREE THROWS ATTEMPTED

Season	2,983		1967-68
Game	66	at Minneapolis	11/28/54
Half	39	at Chicago	01/09/63
Quarter	30	at Chicago	01/09/63

## MOST REBOUNDS

Season	6,131		1960-61
Game	109	vs. Detroit	12/24/60
Half	65	vs. Cincinnati	01/12/62
Quarter	35	vs. Minneapolis	02/26/60

## MOST ASSISTS

Season	2,448		1987-88
Game	46	vs. Dallas	12/18/85
Half	26	vs. LA Clippers	03/06/87
	26	vs. Dallas	12/18/85
	26	vs. Detroit	11/03/63
Quarter	18	vs. Dallas	12/18/85

## MOST PERSONAL FOULS

Season	2,320		1969-70
--------	-------	--	---------

## MOST DISQUALIFICATIONS

Season	56		1952-53
--------	----	--	---------



### HIGHEST FIELD GOAL PERCENTAGE

Season.....	.521	.....	1987-88
Game.....	.679	.....vs. Golden State.....	11/21/84

### HIGHEST FREE THROW PERCENTAGE

Season.....	.832	.....	1989-90
Game.....	1.000	.....vs. Miami (35-for-35).....	04/12/90

### HIGHEST THREE POINT FIELD GOAL PERCENTAGE

Season.....	.384	.....	1987-88
Game.....	1.000	.....at New Jersey (4-for-4).....	03/25/92
	1.000	.....vs. Philadelphia (4-for-4).....	12/04/81

### MOST THREE POINT FIELD GOALS MADE

Season.....	719	.....	2002-03
Game.....	17	.....at Portland.....	01/03/03
	17	.....at Atlanta.....	11/17/01

### MOST THREE POINT FIELD GOALS ATTEMPTED

Season.....	1,994	.....	2002-03
Game.....	38	.....at Portland.....	02/13/2003

### MOST BLOCKS

Season.....	594	.....	1980-81
Game.....	16	.....at Chicago.....	01/21/83

### MOST STEALS

Season.....	987	.....	1997-98
Game.....	21	.....at Orlando.....	01/10/98
	21	.....at Phoenix.....	12/30/97
	21	.....at Chicago.....	03/26/83
	21	.....vs. LA Lakers.....	01/18/81

### MOST PLAYERS AVERAGING DOUBLE FIGURES

Season.....	8	.....	1979-80
-------------	---	-------	---------



**MOST FIELD GOALS MADE**

Boston.....	72	vs Minneapolis .....	02/27/59
Opposition.....	69	at Detroit .....	03/09/79

**MOST FIELD GOALS ATTEMPTED**

Boston.....	150	vs Philadelphia .....	03/02/60
Opposition .....	142	at Detroit .....	11/17/59 (Unofficial)

**MOST THREE POINT FIELD GOALS MADE**

Boston.....	17	at Portland .....	01/03/03
	17	at Atlanta .....	11/17/01
Opposition .....	18	at Seattle .....	02/22/04

**MOST THREE POINT FIELD GOALS MADE, NO MISSES**

Boston.....	4	at New Jersey.....	03/25/92
	4	vs Philadelphia .....	12/04/81
Opposition.....	4	at Washington.....	11/03/79

**MOST THREE POINT FIELD GOALS ATTEMPTED**

Boston.....	37	at Atlanta .....	11/17/01
Opposition .....	41	vs. Seattle.....	12/10/03

**MOST FREE THROWS MADE**

Boston .....	56	at Minneapolis.....	11/28/54
Opposition.....	48	at Phoenix .....	02/19/71
	48	vs. Milwaukee .....	03/08/70 (Unofficial)

**MOST FREE THROWS ATTEMPTED**

Boston .....	66	at Minneapolis.....	11/28/54
Opposition.....	64	at Atlanta.....	02/15/70 (Unofficial)

**MOST REBOUNDS**

Boston.....	109	vs. Detroit .....	12/24/60
Opposition .....	107	Detroit at New York .....	11/15/60

**MOST ASSISTS**

Boston .....	46	vs. Dallas.....	12/18/85
Opposition.....	49	at San Antonio .....	02/14/79

**MOST PERSONAL FOULS**

Boston.....	42	vs. Miami.....	12/04/95 (Unofficial)
Opposition.....	46	at New York.....	11/18/87 (Unofficial)

**MOST BLOCKS**

Boston.....	16	at Chicago.....	01/21/83
Opposition .....	17	at Philadelphia .....	04/11/82 (Unofficial)



### MOST STEALS

Boston	21	at Orlando	01/10/98
	21	at Phoenix	12/30/97
	21	at Chicago	03/26/83
	21	vs. Lakers	01/18/81
Opposition	20	at Seattle	02/17/96
	20	at Milwaukee	11/07/92 (Unofficial)

### MOST TURNOVERS

Boston	40	Portland at Philadelphia	01/05/71
Opposition	37	at New Jersey	10/31/79 (Unofficial)

### HIGHEST FG%

Boston	.679	vs. Golden State	11/21/84 (55-for-81)
Opposition	.659	at Denver	02/17/88 (Unofficial) (54-for-82)

### HIGHEST FT%

Boston	1.000	vs. L.A. Clippers	02/04/04 (8 for 8)
	1.000	vs. Miami	04/12/90 (35-for-35)
Opposition	1.000	vs. Toronto	01/23/08 (19-for-19)
	1.000	at Toronto	04/04/06 (28-for-28)
	1.000	at Washington	11/24/01 (16-for-16)
	1.000	at New York	12/21/00 (9-for-9)
	1.000	vs. Miami	03/24/93 (30-for-30)
	1.000	at Utah	12/28/85 (30-for-30)

### MOST WINS

Season	68		1972-73
Consecutive	18		02/24/82-03/26/82
Season, At home	40	(1 loss)	1985-86
Consecutive, At home	38	(2 seasons)	12/10/85-11/28/86
Season, On road	32	(8 losses)	1972-73 & 1974-75
Consecutive, On road	13		12/05/64-01/20/65
Best winning percentage	.829	68 wins, 14 losses	1972-73
Consecutive, Start	14		10/22/57-11/27/57

### MOST LOSSES

Season	67		1996-97
Consecutive	18		01/07/07-02/14/07
Worst winning percentage	.183	15 wins, 67 losses	1996-97



All records are regular season only, and do not include those games played before the inception of the 24-second shot clock in 1954-55. Due to incomplete information, some records are left as unofficial; in these instances, highest and lowest possibilities are noted based on NBA records (for example, Boston's best 3rd quarter output is listed as 49 but could be as high as 50 or as low as another 49). These extremes are factual due to various research.

### FEWEST FIELD GOALS MADE

Boston	22	at Miami	12/27/02
	22	vs. Miami	01/04/02
	22	vs. Cleveland	02/08/95
Opposition	17	vs. Miami	03/30/08
	23	vs. Miami	04/19/06
	23	vs. Sacramento	01/27/06
	23	vs. New Orleans	03/12/03
	23	at Chicago	11/06/02
	23	vs. Milwaukee at Providence	02/27/55

### FEWEST FIELD GOALS ATTEMPTED

Boston	59	vs. Milwaukee at Providence	02/27/55
Opposition	53	at Cleveland	11/29/97

### FEWEST THREE POINT FIELD GOALS MADE

Boston	0	vs. Utah	12/21/05
	0	at Seattle	02/11/03
	0	vs. Atlanta	01/15/03
	0	at Atlanta	03/11/99
	0	at Charlotte	03/09/99
	0	at Cleveland	04/04/95
Opposition	0	vs. Washington	11/02/07
	0	vs. Philadelphia	04/11/07
	0	vs. Cleveland	04/01/07
	0	at Indiana	01/30/07
	0	at Philadelphia	12/13/06
	0	vs. Orlando	11/13/06
	0	at New York	03/29/06
	0	at NO/Oklahoma City	12/07/05
	0	vs. Philadelphia	03/11/01
	0	vs. Chicago	03/10/00

### FEWEST THREE POINT FIELD GOALS ATTEMPTED

Boston	0	vs. Chicago	11/13/93
Opposition	0	at Washington	11/24/01
	0	vs. Cleveland	04/17/98
	0	at New Jersey	03/27/98
	0	vs. Vancouver	01/15/98
	0	at Toronto	12/17/97
	0	at Indiana	11/20/93

### FEWEST FREE THROWS MADE

Boston	4	vs. Milwaukee	04/11/08
	4	at Orlando	04/05/98
	4	vs. Seattle	01/09/98
	4	at Philadelphia	01/10/94 (Unofficial)
Opposition	3	vs. New Jersey	11/15/89
	3	vs. Capital at Washington	02/17/74

### FEWEST FREE THROWS ATTEMPTED

Boston	5	vs. Milwaukee	04/11/08
	5	vs. Seattle	01/09/98
Opposition	5	vs. Miami	04/02/03



### FEWEST REBOUNDS

Boston.....	24	vs. Orlando	02/12/06
Opposition.....	21	at Detroit	12/13/94

### FEWEST ASSISTS

Boston.....	3	vs. Minneapolis at Louisville	11/28/56
Opposition.....	3	vs. New York	03/28/76
	3	at Baltimore	10/16/63

### FEWEST PERSONAL FOULS

Boston.....	9	at Utah	02/16/87
Opposition.....	9	at Orlando	01/10/98

### FEWEST BLOCKS

Boston.....	0	vs. San Antonio	02/10/08
	0	at Miami	11/30/07
	0	at New Jersey	04/16/06
	0	at Miami	03/16/06
	0	vs. Miami	03/01/06
	0	vs. Toronto	03/16/05
	0	at Dallas	03/19/04
	0	at Miami	01/20/04
	0	at L.A. Lakers	12/28/03
	0	at Washington	04/06/03
	0	at Indiana	03/19/03
	0	vs. Chicago	10/30/02
	0	at Washington	03/11/02
	0	at Charlotte	12/15/01
	0	at Milwaukee	11/30/00
	0	vs. Chicago	04/14/00
	0	at Detroit	03/13/00
	0	at Golden State	02/10/00
	0	vs. Detroit	03/12/99
	0	vs. Seattle	01/09/98
	0	at Miami	12/05/97
	0	vs. Toronto	04/20/97
Opposition.....	0	vs. New York	02/13/08
	0	at New York	01/21/08
	0	vs. Milwaukee	12/14/07
	0	at Milwaukee	04/13/05
	0	vs. New Jersey	02/02/05
	0	vs. Utah	12/17/04
	0	vs. Orlando	01/07/04
	0	vs. Washington	04/06/03
	0	at Detroit	03/15/03
	0	at Atlanta	11/23/02
	0	vs. Houston	02/01/98
	0	vs. New York	01/26/98
	0	at Charlotte	11/22/95

### FEWEST STEALS

Boston.....	0	at Minnesota	02/02/90
	0	at Detroit	10/26/84
Opposition.....	0	at Minnesota	02/06/05
	0	vs. Chicago	03/24/76

### FEWEST TURNOVERS

Boston.....	4	at Seattle	12/27/07
	4	at Golden State	02/18/03
	4	vs. Phoenix	04/02/93
Opposition.....	4	at Washington	01/25/90

### LOWEST FG%

Boston.....	278	at Miami	12/27/02 (22-for-79)
Opposition.....	267	at San Francisco	12/05/64 (28-for-105)

### LOWEST FT%

Boston.....	357	vs. Houston	11/11/94 (5-for-14) [321-Unofficial]
Opposition.....	316	at Atlanta	01/08/75 (6-for-19)



## MEMBERS OF THE NAISMITH MEMORIAL HALL OF FAME

## SPRINGFIELD, MA

Ed Macauley	Player	1960
Andy Phillip	College Player	1961
John (Honey) Russell	Player	1964
Walter Brown	Contributor	1965
Bill Mokray	Contributor	1965
Alvin (Doggie) Julian	Coach	1967
Arnold (Red) Auerbach	Coach	1968
Bob Cousy	Player	1970
Bill Russell	Player	1974
Bill Sharman	Player	1975
Bill Sharman	Coach	2004
Frank Ramsey	Player	1981
John Havlicek	Player	1983
Sam Jones	Player	1983
Tom Heinsohn	Player	1985-86
Bob Houbregs	Player	1986-87
Pete Maravich	Player	1986-87
Clyde Lovellette	Player	1987-88
K.C. Jones	Player	1988-89
Dave Bing	Player	1989-90
Nate (Tiny) Archibald	Player	1990-91
Dave Cowens	Player	1990-91
Bill Walton	Player	1992-93
Bailey Howell	Player	1996-97
Larry Bird	Player	1997-98
Arnie Risen	Player	1997-98
Kevin McHale	Player	1998-99
John Thompson	Coach	1998-99
Wayne Embry	Contributor	1998-99
Bob McAdoo	Player	1999-00
Robert Parish	Player	2002-03
Dave Gavitt	Contributor	2005-06
Dominique Wilkins	Player	2005-06

## CURT GOWDY MEDIA AWARD

Established by the Hall of Fame's Board of Trustees to single out members of the media for outstanding contribution to basketball.

Curt Gowdy	Electronic	1990
Johnny Most	Electronic	1993
Bob Ryan	Electronic	1997

## JOHN BUNN AWARD

Established by the Hall of Fame's Board of Trustees to a figure who has contributed greatly to the game of basketball.

Curt Gowdy	1978	Dave Gavitt	1987
Red Auerbach	1980	Tom Sanders	2007
Bob Cousy	1983		

## CEREMONIES OF RETIRED NUMBERS

1.....Walter Brown	Wednesday, October 17, 1964	21.....Bill Sharman	Saturday, October 15, 1966
2.....Red Auerbach	Friday, January 4, 1985	22.....Ed Macauley	Wednesday, October 16, 1963
3.....Dennis Johnson	Friday, December 13, 1991	23.....Frank Ramsey	Fall, 1964
6.....Bill Russell	Sunday, March 12, 1972	24.....Sam Jones	Sunday, March 9, 1969
10.....Jo Jo White	Friday, April 9, 1982	25.....K.C. Jones	Sunday, February 12, 1967
14.....Bob Cousy	Wednesday, October 16, 1963; Cousy Day: March 17, 1963	31.....Cedric Maxwell	Monday, December 15, 2003
15.....Tom Heinsohn	Saturday, October 15, 1966	32.....Kevin McHale	Sunday, January 30, 1994
16.....Tom Sanders	January, 1973	33.....Larry Bird	Thursday, February 4, 1993
17.....John Havlicek	Wednesday, October 13, 1978	35.....Reggie Lewis	Wednesday, March 22, 1995
18.....Dave Cowens	Sunday, February 8, 1981	00.....Robert Parish	Sunday, January 18, 1998
19.....Don Nelson	1978	**.....Jim Loscutoff	Unavailable

\*\* "Loscy" was retired but his number 18 was kept active (retired in honor of Dave Cowens).



### ALL-STAR GAME PLAYERS

PLAYER	TOTAL	YEARS
Bob Cousy	13	51, 52, 53, 54, 55, 56, 57, 58, 59, 60, 61, 62, 63
John Havlicek	13	66, 67, 68, 69, 70, 71, 72, 73, 74, 75, 76, 77, 78
Larry Bird	12	80, 81, 82, 83, 84, 85, 86, 87, 88, 90, 91, 92
Bill Russell	12	58, 59, 60, 61, 62, 63, 64, 65, 66, 67, 68, 69
Robert Parish	9	81, 82, 83, 84, 85, 86, 87, 90, 91
Bill Sharman	8	53, 54, 55, 56, 57, 58, 59, 60
Dave Cowens	7	72, 73, 74, 75, 76, 77, 78
Kevin McHale	7	84, 86, 87, 88, 89, 90, 91
JoJo White	7	71, 72, 73, 74, 75, 76, 77
Tom Heinsohn	6	57, 61, 62, 63, 64, 65
Ed Macauley	6	51, 52, 53, 54, 55, 56
Paul Pierce	6	02, 03, 04, 05, 06, 08
Sam Jones	5	62, 64, 65, 66, 68
Nate Archibald	3	80, 81, 82
Antoine Walker	3	98, 02, 03
Danny Ainge	1	88
Ray Allen	1	08
Don Barksdale	1	53
Kevin Garnett	1	08
Bailey Howell	1	67
Dennis Johnson	1	85
Reggie Lewis	1	92
Paul Silas	1	75
<b>TOTALS</b>	<b>124</b>	

Injured: Bird (91, 92); Cowens (77); Heinsohn (65).

No Celtics: (79, 93, 94, 95, 96, 97, 99, 00, 01, 07).

### ALL-STAR SATURDAY (3-POINT SHOOTOUT/SLAM DUNK TOURNEY/ROOKIE GAME)

PLAYER	TOTAL	YEARS	EVENT
Larry Bird	5	86, 87, 88, 90, 92	3-Point Shootout
Danny Ainge	2	88, 89	3-Point Shootout
Dana Barros	1	96	3-Point Shootout
Paul Pierce	1	02	3-Point Shootout
Antoine Walker	1	03	3-Point Shootout
Ricky Davis	1	04	Slam Dunk Tourney
Greg Minor	1	96	Slam Dunk Tourney
Dee Brown	1	91	Slam Dunk Tourney
Adrian Griffin	1	00	Rookie Game
Paul Pierce	1	00	Rookie Game
Chauncey Billups	1	98	Rookie Game
Ron Mercer	1	98	Rookie Game
Antoine Walker	1	97	Rookie Game
Eric Williams	1	96	Rookie Game
Eric Montross	1	95	Rookie Game
Dino Radja	1	94	Rookie Game
Joe Johnson	1	02	Rookie Game
Tony Allen	1	05	Rookie Game
Al Jefferson	1	05	Rookie Game
Delonte West	1	06	(Soph) Rookie Game
Gerald Green	1	07	Slam Dunk Tourney
Rajon Rondo	1	08	(Soph) Rookie Game

Individual Winners: Bird (86, 87, 88), Brown (91), Green (07);

Injured: Bird (92)

### COACHES IN LEGENDS GAMES

COACH	TOTAL	YEARS
Bob Cousy	2	88, 90
Red Auerbach	1	84
Tom Heinsohn	1	92
Bill Russell	1	86

Note: The NBA discontinued this event after 1993.

### LEGENDS IN AT&T SHOOTOUT

PLAYER	TOTAL	YEARS
Nate Archibald	1	97
JoJo White	1	97

### ALL-STAR GAME COACHES

COACH	TOTAL	YEARS	W-L
Red Auerbach	11	57, 58, 59, 60, 61, 62, 63, 64, 65, 66, 67	7-4
Tom Heinsohn	4	72, 73, 74, 76	2-2
K.C. Jones	4	84, 85, 86, 87	2-2
Bill Fitch	1	82	1-0
Chris Ford	1	91	1-0
Glenn "Doc" Rivers	1	08	1-0
<b>TOTALS</b>	<b>22</b>		<b>14-8</b>

### ALL-STAR GAME MOST VALUABLE PLAYERS

PLAYER	TOTAL	YEARS
Bob Cousy	2	54, 57
Nate Archibald	1	81
Larry Bird	1	82
Dave Cowens	1	73
Ed Macauley	1	51
Bill Russell	1	63
Bill Sharman	1	55

### ALL-STAR GAMES IN BOSTON

DATE	RESULT	ATTENDANCE
March 2, 1951	W/111-94	10,094
February 11, 1952	W/108-91	10,211
January 15, 1957	W/109-97	11,178
January 14, 1964	W/111-107	13,464

### PLAYERS IN LEGENDS GAMES

PLAYER	TOTAL	YEARS
Dave Cowens	8	86, 87, 88, 89, 90, 91, 92, 93
Dave Bing	5	84, 85, 88, 90, 92
John Havlicek	5	84, 85, 86, 87, 88
Pete Maravich	4	84, 85, 86, 87
Bob Cousy	3	85, 86, 87
Bailey Howell	3	86, 88, 90
Sam Jones	3	84, 87, 91
Nate Archibald	2	87, 89
Artis Gilmore	2	92, 93
Tom Heinsohn	2	84, 85
Tom Sanders	2	86, 88
Otis Birdsong	1	93
M.L. Carr	1	93
Don Chaney	1	89
Ed Macauley	1	87
Bill Russell	1	86
Charlie Scott	1	91
Bill Sharman	1	84
Paul Silas	1	87
Paul Westphal	1	89
JoJo White	1	92

Note: The NBA discontinued this event after 1993.

### COACHES IN ROOKIE GAMES

COACH	TOTAL	YEARS
Red Auerbach	1	97



**NBA MOST VALUABLE PLAYER**

Originated in 1946-47

1956-57	Bob Cousy
1957-58	Bill Russell
1960-61	Bill Russell
1961-62	Bill Russell
1962-63	Bill Russell
1964-65	Bill Russell
1972-73	Dave Cowens
1983-84	Larry Bird
1984-85	Larry Bird
1985-86	Larry Bird

**NBA FINALS MOST VALUABLE PLAYER**

Originated in 1969

1974	John Havlicek
1976	Jo Jo White
1981	Cedric Maxwell
1984	Larry Bird
1986	Larry Bird
2008	Paul Pierce

**NBA EXECUTIVE OF THE YEAR**

Originated in 1972-73

1979-80	Red Auerbach
2007-08	Danny Ainge

**NBA COACH OF THE YEAR**

Originated in 1962-63

1964-65	Red Auerbach
1972-73	Tom Heinsohn
1979-80	Bill Fitch

**NBA DEFENSIVE PLAYER OF THE YEAR**

Originated in 1982-83

2007-08	Kevin Garnett
---------	---------------

**NBA SIXTH MAN OF THE YEAR**

Originated in 1982-83

1983-84	Kevin McHale
1984-85	Kevin McHale
1985-86	Bill Walton

**NBA ROOKIE OF THE YEAR**

Originated in 1952-53

1956-57	Tom Heinsohn
1970-71	Dave Cowens (shared with Portland's Geoff Petrie)
1979-80	Larry Bird

**NBA ALL-ROOKIE TEAM**

Originated in 1962-63

1962-63	John Havlicek
1969-70	Jo Jo White
1970-71	Dave Cowens
1979-80	Larry Bird
1980-81	Kevin McHale
1988-89	Brian Shaw (2nd)
1990-91	Dee Brown (1st)
1991-92	Rick Fox (2nd)
1993-94	Dino Radja (2nd)
1994-95	Eric Montross (2nd)
1996-97	Antoine Walker (1st)
1997-98	Ron Mercer (1st)
1998-99	Paul Pierce (1st)
2002-03	J.R. Bremer (3rd)
2004-05	Al Jefferson (2nd)
2005-06	Ryan Gomes (2nd)
2006-07	Rajon Rondo (2nd)

**ALL-NBA TEAMS**

Originated in 1946-47

**BY PLAYER:**

PLAYER	1ST	2ND	3RD	TOTAL
Bob Cousy	10	2	0	12
John Havlicek	4	7	0	11
Bill Russell	3	8	0	11
Larry Bird	9	1	0	10
Bill Sharman	4	3	0	7
Ed Macauley	3	1	0	4
Tom Heinsohn	0	4	0	4
Dave Cowens	0	3	0	3
Sam Jones	0	3	0	3
Paul Pierce	0	0	3	3
JoJo White	0	2	0	2
Robert Parish	0	1	1	2
Kevin Garnett	1	0	0	1
Kevin McHale	1	0	0	1
Ed Sadowski	1	0	0	1
Nate Archibald	0	1	0	1

**BY SEASON:**

1947-48	Ed Sadowski (1st)
1950-51	Ed Macauley (1st)
1951-52	Ed Macauley (1st); Bob Cousy (1st)
1952-53	Ed Macauley (1st); Bob Cousy (1st); Bill Sharman (2nd)
1953-54	Bob Cousy (1st); Ed Macauley (2nd)
1954-55	Bob Cousy (1st); Bill Sharman (2nd)
1955-56	Bob Cousy (1st); Bill Sharman (1st)
1956-57	Bob Cousy (1st); Bill Sharman (1st)
1957-58	Bob Cousy (1st); Bill Sharman (1st); Bill Russell (2nd)
1958-59	Bob Cousy (1st); Bill Sharman (1st); Bill Russell (1st)
1959-60	Bob Cousy (1st); Bill Sharman (1st); Bill Russell (2nd)
1960-61	Bob Cousy (1st); Bill Russell (2nd); Tom Heinsohn (2nd)
1961-62	Bob Cousy (2nd); Bill Russell (2nd); Tom Heinsohn (2nd)
1962-63	Bill Russell (1st); Bob Cousy (2nd); Tom Heinsohn (2nd)
1963-64	Bill Russell (2nd); Tom Heinsohn (2nd); John Havlicek (2nd)
1964-65	Bill Russell (1st); Sam Jones (2nd)
1965-66	Bill Russell (2nd); John Havlicek (2nd); Sam Jones (2nd)
1966-67	Bill Russell (2nd); Sam Jones (2nd)
1967-68	Bill Russell (2nd); John Havlicek (2nd)
1968-69	John Havlicek (2nd)
1969-70	John Havlicek (2nd)
1970-71	John Havlicek (1st)
1971-72	John Havlicek (1st)
1972-73	John Havlicek (1st); Dave Cowens (2nd)
1973-74	John Havlicek (1st)
1974-75	John Havlicek (2nd); Dave Cowens (2nd); JoJo White (2nd)
1975-76	John Havlicek (2nd); Dave Cowens (2nd)
1976-77	JoJo White (2nd)
1979-80	Larry Bird (1st)
1980-81	Larry Bird (1st); Nate Archibald (2nd)
1981-82	Larry Bird (1st); Robert Parish (2nd)
1982-83	Larry Bird (1st)
1983-84	Larry Bird (1st)
1984-85	Larry Bird (1st)
1985-86	Larry Bird (1st)
1986-87	Larry Bird (1st); Kevin McHale (1st)
1987-88	Larry Bird (1st)
1988-89	Robert Parish (3rd)
1989-90	Larry Bird (2nd)
2001-02	Paul Pierce (3rd)
2002-03	Paul Pierce (3rd)
2007-08	Kevin Garnett (1st); Paul Pierce (3rd)



## NBA ALL-DEFENSIVE TEAM

	Originated in 1968-69
1968-69	Bill Russell (1st); John Havlicek (2d); Tom Sanders (2d)
1969-70	John Havlicek (2d)
1970-71	John Havlicek (2d)
1971-72	John Havlicek (1st); Don Chaney (2d)
1972-73	John Havlicek (1st); Don Chaney (2d); Paul Silas (2d)
1973-74	John Havlicek (1st); Don Chaney (2d)
1974-75	John Havlicek (1st); Paul Silas (1st); Don Chaney (2d); Dave Cowens (2d)
1975-76	Dave Cowens (1st); John Havlicek (1st); Paul Silas (1st)
1979-80	Dave Cowens (2d)
1981-82	Larry Bird (2d)
1982-83	Larry Bird (2d); Kevin McHale (2d)
1983-84	Larry Bird (2d); Dennis Johnson (2d);
1984-85	Dennis Johnson (2d)
1985-86	Kevin McHale (1st); Dennis Johnson (2d)
1986-87	Kevin McHale (1st); Dennis Johnson (1st)
1987-88	Kevin McHale (1st)
1988-89	Kevin McHale (2d)
1989-90	Kevin McHale (2d)
2007-08	Kevin Garnett (1st)

## COMCAST SPORTSNET/SIERRA MIST SIXTH STAR

	Originated in 1987-88
1987-88	Dirk Minniefield
1988-89	Reggie Lewis
1989-90	Joe Kleine
1990-91	Kevin Gamble
1991-92	Ed Pinckney
1992-93	Xavier McDaniel
1993-94	Dino Radja
1994-95	Eric Montross
1995-96	David Wesley
1996-97	David Wesley
1997-98	Ron Mercer
1998-99	Paul Pierce
1999-00	Adrian Griffin
2000-01	Bryant Stith
2001-02	Erick Strickland
2002-03	Walter McCarty
2003-04	Mark Blount
2004-05	Ricky Davis
2005-06	Delonte West
2006-07	Al Jefferson
2007-08	Rajon Rondo

## CELTICS ON NBA'S 25TH ANNIVERSARY TEAM

	Selected in 1971
Coach	Red Auerbach
Players	Bob Cousy, Bill Russell, Bill Sharman, Sam Jones

## CELTICS ON NBA'S 35TH ANNIVERSARY TEAM

	Selected in 1980
Coach	Red Auerbach
Players	Bob Cousy, John Havlicek, Bill Russell

## CELTICS AMONG NBA'S 50 GREATEST PLAYERS TEAM

	Selected in 1996	
Nate Archibald	John Havlicek	Robert Parish
Dave Bing	Sam Jones	Bill Russell
Larry Bird	Pete Maravich	Bill Sharman
Bob Cousy	Kevin McHale	Bill Walton
Dave Cowens		

## CELTICS AMONG NBA'S 10 BEST COACHES OF ALL-TIME

	Selected in 1996	
Red Auerbach	Bill Fitch	Don Nelson

## NBA PLAYER OF THE WEEK

	Originated in 1979-80
03/03/80	Larry Bird
12/01/80	Robert Parish
01/12/81	Nate Archibald
12/28/81	Larry Bird
01/17/82	Larry Bird
03/22/82	Robert Parish
11/29/82	Larry Bird
12/13/82	Larry Bird
04/04/83	Larry Bird
02/20/84	Larry Bird
03/12/84	Larry Bird
03/18/85	Larry Bird
12/02/85	Larry Bird
01/20/86	Larry Bird
02/17/86	Larry Bird
03/17/86	Larry Bird
11/17/86	Robert Parish
01/05/87	Larry Bird
11/16/87	Larry Bird
12/19/88	Robert Parish
04/13/92	Reggie Lewis
03/19/01	Paul Pierce
12/02/01	Paul Pierce
04/07/02	Paul Pierce
12/02/02	Paul Pierce
12/09/02	Antoine Walker
01/13/03	Antoine Walker
01/20/03	Paul Pierce
12/08/03	Paul Pierce
01/05/04	Paul Pierce
02/06/05	Paul Pierce
03/13/05	Paul Pierce
03/12/06	Paul Pierce
03/04/07	Al Jefferson
11/11/07	Kevin Garnett
12/16/07	Paul Pierce
12/30/07	Paul Pierce
03/23/08	Kevin Garnett
04/13/08	Kevin Garnett

## NBA PLAYER OF THE MONTH

	Originated in 1979-80
02/80	Larry Bird
01/82	Larry Bird
11/82	Larry Bird
12/84	Larry Bird
03/85	Larry Bird
02/86	Larry Bird
03/86	Larry Bird
03/01	Paul Pierce
01/02	Paul Pierce & Antoine Walker

## NBA ROOKIE OF THE MONTH

	Originated in 1981-82
11/93	Dino Radja
02/99	Paul Pierce
11/99	Adrian Griffin*
*Co-Rookie of the Month with LA Clippers Lamar Odom	

## NBA COACH OF THE MONTH

	Originated in 1982-83
01/84	K.C. Jones
03/86	K.C. Jones
04/90	Jimmy Rodgers
04/92	Chris Ford
11/07	Glenn "Doc" Rivers
03/08	Glenn "Doc" Rivers
04/08	Glenn "Doc" Rivers

## RED AUERBACH AWARD

2006	Paul Pierce
2007	Al Jefferson
2008	Kevin Garnett

## BCSF COMMUNITY ALL-STAR AWARD

2007	Ryan Gomes
2008	Rajon Rondo



## FOUR-POINT PLAYS

## BOSTON:

PLAYER	OPPONENT	DATE
Chris Ford	vs. Cleveland	11/22/80
Scott Wedman	at LA Lakers	(Playoffs) 06/07/85
Dennis Johnson	at Milwaukee	(Playoffs) 05/08/87
John Bagley	vs. Indiana	(Playoffs) 04/25/92
Tony Harris	at New York	03/19/94
Blue Edwards	at Detroit	12/30/94
Todd Day	vs. Minnesota	12/22/95
David Wesley	at Chicago	04/01/97
Paul Pierce	vs. Atlanta	01/23/01
Paul Pierce	at Phoenix	03/15/01
Paul Pierce	vs. LA Lakers	03/02/05
Allan Ray	vs. Miami	04/06/07
James Posey	vs. Phoenix	03/26/08

## OPPONENT:

PLAYER	OPPONENT	DATE
Eric Floyd	Golden State at Boston	11/21/86
Sarunas Marciulionis	Golden State at Golden State	02/23/90
John Paxson	Chicago at Boston	03/31/91
John Starks	New York at Boston	04/08/92
Hubert Davis	New York at Boston	11/05/93
Todd Day	Milwaukee at Boston	03/03/95
Allan Houston	New York at Boston	02/26/99
Peja Stojakovic	Indiana at Boston	03/03/06
Bobby Jones	Denver at Boston	11/08/07
Matt Carroll	Charlotte at Boston	02/29/08

## GAMES ON ST. PATRICK'S DAY

DATE	OPPONENT	OUTCOME	SCORE
3/17/63	vs. Syracuse	W	125-116
3/17/64	vs. New York	W	127-121
3/17/65	at New York	L	114-119
3/17/66	at Detroit	W	128-103
3/17/68	vs. Baltimore	L	139-147
3/17/70	at San Diego	L	117-125
3/17/72	vs. Philadelphia (at Hershey)	W	127-111
3/17/74	vs. Capital	W	129-103
3/17/77	at Milwaukee	L	91-100
3/17/78	vs. Phoenix	W	115-108
3/17/80	at New Jersey	W	117-92
3/17/81	at Washington	W	112-91
3/17/82	vs. Atlanta	W	113-109
3/17/84	at Atlanta	W	103-88
3/17/85	vs. Houston	W	134-120
3/17/87	at Milwaukee	L	115-123
3/17/89	at Detroit	L	98-106
3/17/91	vs. Philadelphia	W	110-105
3/17/92	at Milwaukee	L	106-127
3/17/95	at Los Angeles Lakers	W	118-92
3/17/96	vs. New Jersey*	W	107-106
3/17/97	vs. Milwaukee	W	126-117
3/17/98	at Dallas	L	93-99
3/17/99	vs. Los Angeles Clippers	W	118-84
3/17/00	at Atlanta	W	114-90
3/17/04	vs. Denver	W	104-100
3/17/06	at Orlando	L	77-84
3/17/07	at San Antonio	W	91-85
3/17/08	at San Antonio	W	93-91

## HOME

12-1 (.920)

## ROAD

9-8 (.529)

## OVERALL

21-9 (.700)

\* denotes double-overtime game



### GAMES

1. John Havlicek.....	1,270
2. Robert Parish.....	1,106
3. Kevin McHale.....	971
4. Bill Russell.....	963
5. Bob Cousy.....	917
6. Tom Sanders.....	916
7. Larry Bird.....	897
8. Don Nelson.....	872
9. Sam Jones.....	871
10. Paul Pierce.....	732

### MINUTES

1. John Havlicek.....	46,471
2. Bill Russell.....	40,726
3. Robert Parish.....	34,977
4. Larry Bird.....	34,443
5. Bob Cousy.....	30,131
6. Kevin McHale.....	30,118
7. Dave Cowens.....	28,551
8. Paul Pierce.....	27,490
9. JoJo White.....	26,770
10. Sam Jones.....	24,285

### FG MADE

1. John Havlicek.....	10,513
2. Larry Bird.....	8,591
3. Robert Parish.....	7,483
4. Kevin McHale.....	6,830
5. Sam Jones.....	6,271
6. Bob Cousy.....	6,167
7. Bill Russell.....	5,687
8. JoJo White.....	5,648
9. Dave Cowens.....	5,608
10. Paul Pierce.....	5,556

### FG ATTEMPTS

1. John Havlicek.....	23,930
2. Larry Bird.....	17,334
3. Bob Cousy.....	16,465
4. Sam Jones.....	13,745
5. Robert Parish.....	13,558
6. Bill Russell.....	12,930
7. JoJo White.....	12,782
8. Paul Pierce.....	12,579
9. Kevin McHale.....	12,334
10. Dave Cowens.....	12,193

### FG % (2,000 ATTEMPTS)

1. Cedric Maxwell.....	559 (2,786-4,984)
2. Kevin McHale.....	554 (6,830-12,334)
3. Robert Parish.....	552 (7,483-13,558)
4. Kevin Gamble.....	518 (2,067-3,988)
5. Rick Robey.....	510 (1,144-2,241)
6. Dino Radja.....	497 (1,516-3,052)
7. Larry Bird.....	496 (8,591-17,334)
8. Gerald Henderson.....	489 (1,467-3,002)
9. Reggie Lewis.....	488 (3,198-6,550)
10. Danny Ainge.....	487 (2,537-5,210)

### 3-POINT FG %

(Ranked by %, with a minimum of 300 attempts)

1. Dana Barros.....	416-of-1023	.407
2. Ray Allen.....	180-of-402	.398
3. David Wesley.....	281-of-724	.388
4. Danny Ainge.....	348-of-901	.386
5. Tony Delk.....	180-of-476	.378
6. Larry Bird.....	649-of-1727	.376
7. Chris Ford.....	126-of-336	.375
8. Delonte West.....	173-of-463	.374
9. Raef LaFrentz.....	202-of-551	.362
10. Paul Pierce.....	1,096-of-3,044	.360

### FT MADE

1. John Havlicek.....	5,369
2. Bob Cousy.....	4,621
3. Paul Pierce.....	4,594
4. Larry Bird.....	3,960
5. Kevin McHale.....	3,634
6. Robert Parish.....	3,279
7. Bill Russell.....	3,148
8. Bill Sharman.....	3,047
9. Sam Jones.....	2,869
10. Cedric Maxwell.....	2,738

### FT ATTEMPTS

1. John Havlicek.....	6,589
2. Paul Pierce.....	5,777
3. Bob Cousy.....	5,753
4. Bill Russell.....	5,614
5. Kevin McHale.....	4,554
6. Robert Parish.....	4,491
7. Larry Bird.....	4,471
8. Sam Jones.....	3,572
9. Ed Macauley.....	3,518
10. Cedric Maxwell.....	3,496

### FT % (1,500 ATTEMPTS)

1. Larry Bird.....	886 (3,960-4,471)
2. Bill Sharman.....	883 (3,047-3,451)
3. Larry Siegfried.....	855 (1,500-1,755)
4. Dennis Johnson.....	840 (1,527-1,817)
5. JoJo White.....	833 (1,892-2,270)
6. Reggie Lewis.....	824 (1,479-1,794)
7. John Havlicek.....	815 (5,369-6,589)
8. Frank Ramsey.....	804 (2,480-3,083)
9. Bob Cousy.....	803 (4,621-5,753)
Sam Jones.....	803 (2,869-3,572)

### AVG POINTS (3 YRS. MIN.)

1. Larry Bird.....	24.3
2. Paul Pierce.....	23.1
3. John Havlicek.....	20.8
4. Antoine Walker.....	20.6
5. Ed Macauley.....	18.9
6. Tom Heinsohn.....	18.6
7. Bob Cousy.....	18.5
8. JoJo White.....	18.3
9. Dave Cowens.....	18.2
10. Bill Sharman.....	18.1

### POINTS

1. John Havlicek.....	26,395
2. Larry Bird.....	21,791
3. Robert Parish.....	18,245
4. Kevin McHale.....	17,335
5. Bob Cousy.....	16,955
6. Paul Pierce.....	16,445
7. Sam Jones.....	15,411
8. Bill Russell.....	14,522
9. Dave Cowens.....	13,192
10. JoJo White.....	13,188

### ASSISTS

1. Bob Cousy.....	6,945
2. John Havlicek.....	6,114
3. Larry Bird.....	5,695
4. Bill Russell.....	4,100
5. JoJo White.....	3,686
6. Dennis Johnson.....	3,486
7. K.C. Jones.....	2,904
8. Paul Pierce.....	2,889
9. Dave Cowens.....	2,828
10. Nate Archibald.....	2,563

### REBOUNDS

1. Bill Russell.....	21,620
2. Robert Parish.....	11,051
3. Dave Cowens.....	10,170
4. Larry Bird.....	8,974
5. John Havlicek.....	8,007
6. Kevin McHale.....	7,122
7. Tom Sanders.....	5,798
8. Tom Heinsohn.....	5,749
9. Antoine Walker.....	4,782
10. Bob Cousy.....	4,781

### PERSONAL FOULS

1. John Havlicek.....	3,281
2. Robert Parish.....	3,125
3. Tom Sanders.....	3,044
4. Dave Cowens.....	2,783
5. Kevin McHale.....	2,758
6. Bill Russell.....	2,592
7. Tom Heinsohn.....	2,454
8. Larry Bird.....	2,279
9. Bob Cousy.....	2,231
10. Frank Ramsey.....	2,158

### DISQUALIFICATIONS

1. Tom Sanders.....	94
2. Frank Ramsey.....	87
3. Dave Cowens.....	86
4. Tom Heinsohn.....	58
5. Robert Parish.....	53
6. Bob Brannum.....	42
7. Don Chaney.....	40
Jim Loscutoff.....	40
9. Cedric Maxwell.....	32
10. Bob Donham.....	31



SEASON	NO.	TEAM	SITE	DATE	REB	AST	PTS	SCORE
<b>LARRY BIRD (69)</b>								
1979-80	1	Detroit	Home	11/14	19	10	23	115-111
1980-81	6	* Phoenix	Away	12/30	10	10	27	116-97
		* San Diego	Away	01/01	13	10	13	88-85
		Utah	Home	01/21	10	10	20	117-87
		Indiana	Away	03/06	10	10	28	104-110
		New York	Away	03/24	13	10	16	118-116
		x Chicago	Away	04/10	17	10	24	113-107
1981-82	5	* New Jersey	Away	01/11	14	10	25	112-94
		* Atlanta	Home	01/13	19	15	28	116-95
		Seattle	Away	02/21	12	14	22	100-103
		x Philadelphia	Home	05/09	15	10	24	121-81
		x Philadelphia	Away	05/15	13	11	15	113-121
1982-83	4	Detroit	Away	12/04	16	12	30	119-112
		Utah	Away	01/01	15	11	14	127-112
		San Antonio	Away	01/07	12	10	25	116-113
		Washington	Away (OT)	04/02	10	12	34	121-117
1983-84	8	Denver	Away	11/15	11	10	28	140-124
		New York	Away (2OT)	11/22	11	11	16	113-117
		San Antonio	Home	11/30	14	13	23	130-106
		Philadelphia	Home	12/04	11	13	22	114-121
		Houston	Home	02/10	14	12	17	114-101
		Seattle	Away	02/17	13	13	30	111-100
		Chicago	Home	04/08	10	10	30	117-110
		x New York	Home	05/13	12	10	39	121-104
1984-85	8	* Phoenix	Away	12/26	11	10	34	119-114
		* LA Clippers	Away	12/27	13	13	13	118-103
		* San Antonio	Away	12/29	15	10	18	120-112
		New York	Away	01/07	10	10	26	108-97
		Utah	Away	02/18	12	10	30	110-94
		* Detroit	Home	03/03	15	10	30	138-129
		* New York	Away	03/05	19	10	20	110-102
		Milwaukee	Home	03/20	13	11	10	107-105
1985-86	13	New Jersey	Away (OT)	10/25	12	10	21	109-113
		New York	Away	11/23	10	10	18	113-104
		* Seattle	Away	02/13	15	11	31	107-98
		* Portland	Away (OT)	02/14	14	11	47	120-119
		Golden State	Away	02/19	12	11	36	115-100
		* Indiana	Home	02/23	11	12	30	113-98
		* New York	Away	02/25	18	13	24	91-74
		LA Clippers	Home	02/28	13	12	20	124-108
		Detroit	Home	04/02	11	13	29	122-106
		Philadelphia	Away	04/06	10	10	18	94-95
		x Milwaukee	Away	05/17	16	13	19	111-107
		x Houston	Away	06/01	15	11	25	104-106
		x Houston	Home	06/08	11	12	29	114-97
1986-87	6	Atlanta	Away (OT)	02/03	15	14	26	123-126
		Dallas	Away	02/18	12	11	16	113-96
		Philadelphia	Home	03/29	13	12	17	118-100
		Washington	Home	04/01	17	15	30	103-86
		Philadelphia	Away (OT)	04/05	10	12	39	104-106
		x Milwaukee	Home	05/19	16	11	18	104-91
1987-88	2	San Antonio	Away	02/10	17	10	39	136-120
		Milwaukee	Home	04/13	10	10	26	123-104



SEASON	NO.	TEAM	SITE	DATE	REB	AST	PTS	SCORE
--------	-----	------	------	------	-----	-----	-----	-------

### LARRY BIRD (CONTINUED)

1989-90	11	New Jersey	Home	11/15	15	10	12	126-92
		Charlotte	Away	12/05	13	11	11	114-101
		Denver	Home	12/08	12	12	24	102-103
		Seattle	Home	12/13	11	10	40	109-97
		Sacramento	Away (OT)	12/27	11	10	37	115-112
		Orlando	Away	01/17	10	10	14	133-111
		* New Jersey	Home	03/18	18	11	29	122-106
		* Cleveland	Home	03/21	10	16	25	123-114
		Cleveland	Away	04/06	15	10	11	109-104
		New York	Home	04/15	17	13	17	101-94
		x New York	Home	04/26	18	10	24	116-105
1990-91	4	Miami	Home	11/26	14	11	21	118-101
		Atlanta	Home	12/23	10	10	14	132-104
		LA Lakers	Away	02/15	11	11	11	98-85
		x Indiana	Home	04/26	12	12	21	127-120
1991-92	1	Portland	Home (2OT)	03/15	14	12	49	152-148

### ANTOINE WALKER (13)

1996-97	2	* Charlotte	Home	04/16	10	10	23	108-102
		* Philadelphia	Away	04/18	12	13	23	119-113
1997-98	1	Houston	Home	02/01	14	10	27	107-96
1999-00	1	Milwaukee	Home	03/08	19	10	30	112-101
2000-01	5	Indiana	Home	12/08	10	12	16	91-104
		Charlotte	Home	12/16	11	10	20	87-99
		Minnesota	Away	01/15	12	12	20	107-102
		LA Clippers	Away	01/18	11	10	29	82-79
		Chicago	Away	03/29	11	11	23	106-104
2001-02	2	Denver	Away	02/12	12	14	30	110-93
		LA Lakers	Away	02/19	14	10	30	109-108
2002-03	2	Atlanta	Home	11/22	11	10	27	105-98
		Cleveland	Home	12/13	11	10	33	115-100

### PAUL PIERCE (6)

2002-03	2	Orlando	Home	01/26	13	13	27	91-83
		x New Jersey	Away	05/07	10	11	32	95-104
2003-04	1	Milwaukee	Home	11/25	10	10	26	106-96
2004-05	2	New Orleans	Home	01/03	10	10	19	108-90
		New Jersey	Home	02/02	10	10	28	110-89
2005-06	1	Philadelphia	Home	03/08	12	10	31	104-101

### ROBERT PARISH (1)

1986-87	1	Philadelphia	Home	03/29	10	10	14	118-100
---------	---	--------------	------	-------	----	----	----	---------

### DENNIS JOHNSON (1)

1987-88	1	x New York	Away	05/06	10	12	19	102-94
---------	---	------------	------	-------	----	----	----	--------

### KEVIN GAMBLE (1)

1992-93	1	Golden State	Away	02/16	11	10	23	114-88
---------	---	--------------	------	-------	----	----	----	--------

### RYAN GOMES (1)

2006-07	1	Charlotte	Home	11/08	12	10	10	110-108 (OT)
---------	---	-----------	------	-------	----	----	----	--------------

x-Playoffs

\*Consecutive Games

Officially recognized as an NBA stat starting with the 1979-80 season.



## HOME OPENERS (40-21)

11/05/46	Chicago 57, Celtics 55
11/14/47	Philadelphia 79, Celtics 74 (OT)
11/07/48	Celtics 85, Philadelphia 77
11/10/49	Minneapolis 98, Celtics 84
11/09/50	Celtics 76, Minneapolis 71
11/04/51	Celtics 97, Indianapolis 65 *
11/08/52	Celtics 106, Syracuse 83
11/01/53	Minneapolis 84, Celtics 79 *
11/06/54	Celtics 107, Syracuse 84 *
11/05/55	Celtics 98, Philadelphia 87 *
11/03/56	New York 113, Celtics 107
11/02/57	Celtics 107, Syracuse 83
11/01/58	Celtics 112, Detroit 98
10/17/59	Celtics 129, Cincinnati 125 *
10/22/60	Celtics 118, Detroit 116 *
10/21/61	Celtics 137, Detroit 102 *
10/20/62	Celtics 149, New York 116 *
10/26/63	Celtics 123, Baltimore 108
10/17/64	Celtics 112, Detroit 81 *
10/16/65	Celtics 102, Cincinnati 98 *
10/15/66	Celtics 121, San Francisco 113 *
10/14/67	Celtics 105, Chicago 90 *
10/23/68	Celtics 108, Cincinnati 101
10/17/69	Cincinnati 110, Celtics 108 *
10/21/70	Detroit 121, Celtics 118
10/15/71	Golden State 97, Celtics 75 *
10/13/72	Celtics 112, Los Angeles 104
10/12/73	Celtics 118, Buffalo 112 *
10/18/74	Buffalo 126, Celtics 119 *
10/24/75	Celtics 109, Houston 94 *
11/05/76	Washington 107, Celtics 104
11/02/77	Cleveland 104, Celtics 101
10/13/78	Cleveland 115, Celtics 101 *
10/12/79	Celtics 114, Houston 108 *
10/10/80	Celtics 130, Cleveland 103 *
10/30/81	Celtics 124, Washington 100 *
11/03/82	Celtics 111, Indiana 104
11/02/83	Celtics 119, Milwaukee 105
10/31/84	Celtics 116, New Jersey 105
10/30/85	Celtics 117, Milwaukee 106
10/31/86	Celtics 120, Washington 102 *
11/06/87	Celtics 125, Milwaukee 108 *
11/04/88	Celtics 122, New York 115 (OT) *
11/03/89	Celtics 127, Milwaukee 114 *
11/02/90	Celtics 125, Cleveland 101 *
11/01/91	Celtics 111, Charlotte 108 *
11/06/92	Celtics 113, Minnesota 92 *
11/05/93	New York 111, Celtics 108 *
11/04/94	New York 120, Celtics 107 *
11/03/95	Milwaukee 101, Celtics 100 *
11/01/96	Chicago 107, Celtics 98 *
10/31/97	Celtics 92, Chicago 85 *
02/05/99	Toronto 103, Celtics 92 *
11/03/99	Celtics 112, Washington 101
11/01/00	Celtics 103, Detroit 83 *
10/31/01	New Jersey 95, Celtics 92
10/30/02	Chicago 99, Celtics 96 *
10/29/03	Celtics 88, Miami 75 *
11/03/04	Philadelphia 98, Celtics 95 *
11/02/05	Celtics 114, New York 100 (OT) *
11/01/06	NO/Okla. City 91, Celtics 87 *
11/02/07	Washington 83, Celtics 103 *

## ROAD OPENERS (29-32)

11/02/46	Providence 59, Celtics 53 *
11/13/47	Baltimore 85, Celtics 74 *
11/04/48	Philadelphia 94, Celtics 73 *
11/03/49	Sheboygan 98, Celtics 83 *
11/01/50	Fort Wayne 107, Celtics 84 *
11/15/51	Syracuse 97, Celtics 95
10/31/52	Celtics 83, Indianapolis 68 *
11/05/53	Fort Wayne 83, Celtics 79
10/30/54	Rochester 98, Celtics 95
11/12/55	New York 96, Celtics 95
10/27/56	Celtics 115, New York 112 *
10/22/57	Celtics 115, St. Louis 90 *
10/25/58	New York 127, Celtics 125 (OT) *
10/24/59	Celtics 121, Syracuse 109
10/28/60	Celtics 110, New York 101
11/03/61	Celtics 112, Philadelphia 98
10/26/62	Celtics 133, New York 108
10/16/63	Celtics 109, Baltimore 95 *
10/25/64	Celtics 112, Baltimore 100
10/23/65	St. Louis 120, Celtics 100
10/22/66	Celtics 126, New York 97
10/21/67	Celtics 125, Baltimore 109
10/18/68	Celtics 106, Detroit 88 *
10/18/69	Baltimore 124, Celtics 117
10/13/70	New York 114, Celtics 107 *
10/22/71	Celtics 115, Atlanta 108
10/11/72	Celtics 121, Detroit 108 *
10/13/73	Celtics 111, Philadelphia 106
10/19/74	Celtics 113, Buffalo 95
11/01/75	Chicago 84, Celtics 82
10/21/76	Celtics 129, Indiana 122 (OT) *
10/19/77	San Antonio 114, Celtics 109 *
10/18/78	Celtics 116, Atlanta 99
10/13/79	Celtics 139, Cleveland 117
10/14/80	Atlanta 122, Celtics 116
10/31/81	Milwaukee 119, Celtics 103
10/29/82	Celtics 104, Cleveland 93 *
10/28/83	Detroit 127, Celtics 121 *
10/26/84	Celtics 130, Detroit 123 *
10/25/85	New Jersey 113, Celtics 109 (OT) *
11/01/86	Milwaukee 111, Celtics 105
11/07/87	Celtics 140, Washington 139 (2 OT)
11/05/88	Philadelphia 129, Celtics 115
11/04/89	Celtics 102, Chicago 100
11/03/90	Celtics 106, New York 103
11/02/91	Washington 126, Celtics 118 (OT)
11/07/92	Milwaukee 124, Celtics 88
11/06/93	Celtics 100, Washington 88
11/05/94	Indiana 112, Celtics 103
11/04/95	Chicago 107, Celtics 85
11/02/96	Milwaukee 124, Celtics 102
11/04/97	New York 102, Celtics 70
02/08/99	Orlando 107, Celtics 90
11/02/99	Celtics 103, Toronto 90 *
11/04/00	Cleveland 91, Celtics 89
10/30/01	Celtics 108, Cleveland 89 *
10/31/02	Washington 114, Celtics 69
10/31/03	Celtics 93, Memphis 91
11/06/04	Celtics 107, New York 73
11/05/05	Charlotte 107, Celtics 105 (OT)
11/04/06	Washington 124, Celtics 117
11/24/07	Celtics 98, Toronto 95 (OT)

\*SEASON OPENERS TOTAL: 39-23



### FIELD GOAL PERCENTAGE

SEASON	PLAYER	TOTAL
1953-54	Ed Macauley	486
1974-75	Don Nelson	539
1978-79	Cedric Maxwell	584
1979-80	Cedric Maxwell	609
1986-87	Kevin McHale	604
1987-88	Kevin McHale	604

### FREE THROW PERCENTAGE

1952-53	Bill Sharman	.850
1953-54	Bill Sharman	.844
1954-55	Bill Sharman	.897
1955-56	Bill Sharman	.867
1956-57	Bill Sharman	.905
1958-59	Bill Sharman	.932
1960-61	Bill Sharman	.921
1965-66	Larry Siegfried	.881
1968-69	Larry Siegfried	.864
1983-84	Larry Bird	.888
1985-86	Larry Bird	.896
1986-87	Larry Bird	.910
1989-90	Larry Bird	.930

### REBOUNDS

1957-58	Bill Russell	1,564
1958-59	Bill Russell	1,612
1963-64	Bill Russell	1,930
1964-65	Bill Russell	1,878

### ASSISTS

SEASON	PLAYER	TOTAL
1952-53	Bob Cousy	547
1953-54	Bob Cousy	578
1954-55	Bob Cousy	557
1955-56	Bob Cousy	642
1956-57	Bob Cousy	478
1957-58	Bob Cousy	463
1958-59	Bob Cousy	557
1959-60	Bob Cousy	715

### MINUTES

1958-59	Bill Russell	2,979
1959-60	Bill Russell	3,466
1970-71	John Havlicek	3,678
1971-72	John Havlicek	3,698

### PERSONAL FOULS

1970-71	Dave Cowens	350
1971-72	Dave Cowens	314
1975-76	Charlie Scott	356

### DISQUALIFICATIONS

1955-56	Arnie Risen	17 (tied with Vern Mikklesen)
1962-63	Frank Ramsey	13
1964-65	Tom Sanders	15
1965-66	Tom Sanders	19

No Celtics' player has led the league in Scoring, Steals, Blocked Shots or Three-Point Field Goal Percentage.

Five players have won scoring titles with other NBA teams then played with the Celtics; those individuals are:

Season	Player	Average	Team	Year w/Boston
1967-68	Dave Bing	27.1	Detroit	1977-78
1972-73	Nate Archibald	34.0	Kansas City-Omaha	1978-83
1973-74	Bob McAdoo	30.6	Buffalo	1978-79
1974-75	Bob McAdoo	34.5	Buffalo	1978-79
1975-76	Bob McAdoo	31.1	Buffalo	1978-79
1976-77	Pete Maravich	31.1	New Orleans	1979-80
1985-86	Dominique Wilkins	30.3	Atlanta	1994-95



**FACTS ON THE CELTICS:**

- The current ownership group is the first local ownership of the franchise since 1964 when Walter Brown owned the team.
- The Celtics averaged 101.4 points in 1954-55 to become the first team ever to average 100 points a game.
- The Celtics longest consecutive years in the playoffs were 19 seasons, from 1950-51 – 1968-69.
- The Celtics started the first all-black team on December 26, 1964. The starters were: K.C. Jones, Sam Jones, Willie Naulls, Satch Sanders and Bill Russell.
- Only two Celtics have posted 500 rebounds and 500 assists in a single season. John Havlicek did the feat four times (1970-72, 1969-70, 1972-73) and Larry Bird five times (1983-87, 1989-90).
- Paul Pierce became the fastest Celtic in team history to record 10,000 career points. He accomplished the feat on March 12, 2004 (vs. Indiana), in his 431st career game. Larry Bird reached 10,000 points in his 436th career game.
- Paul Pierce became the first Celtic ever to lead the NBA in total points, scoring 2,144 points in the 2001-02 season.
- Larry Bird is the only Celtic to record four consecutive 2,000-point seasons, from 1984-85 through 1987-88.
- The first game as a Celtic for Arnold 'Red' Auerbach, Bob Cousy and Chuck Cooper was on November 1, 1950.
- Bill Sharman holds the best single-game scoring effort for a rookie in Celtics history, 42 points on December 11, 1952.
- Dave Cowens holds the single-season high for most minutes played by a rookie in Celtics history with 3,076 minutes in the 1970-71 season.
- Chris Ford scored the NBA's first three-point field goal on October 12, 1979 vs. Houston.
- The franchise's first 100-point game came on February 25, 1949, at Boston 102, St. Louis 83.
- The team has remembered/honored members of the Celtics family, usually with a commemorative black band on the left shoulder strap of the team jersey, seven times in the history of the franchise: Walter Brown (1964-65), Bob Schmertz (1975-76), Joan Cohen (1989-90), Johnny Most (1993-94), Reggie Lewis (1993-94), Dorothy Auerbach (2000-01), and Dennis Johnson (2006-07).
- In remembrance of Arnold "Red" Auerbach, the Celtics wore a commemorative patch of a black shamrock with the nickname "Red" in green letters for the duration of the 2006-07 season.







ADMIN

PLAYERS

FACILITIES

MEDIA

COMMUNITY

SEASON

TRADITION

PLAYOFFS

NBA





## 1956-57

(44-28\* regular season, 7-3 playoffs)

### COACH: RED AUERBACH

Bob Cousy (64 games), Tom Heinsohn (72), Dick Hemric (67), Jim Loscutoff (70), Jack Nichols (61), Togo Palazzi (20), Andy Phillip (67), Frank Ramsey (35), Arnie Risen (43), Bill Russell (48), Bill Sharman (67) and Lou Tsioropoulos (52).  
Trainer: Harvey Cohn.

## 1958-59

(52-20\* regular season, 8-3 playoffs)

### COACH: RED AUERBACH

Gene Conley (50 games), Bob Cousy (65), Tom Heinsohn (66), K.C. Jones (49), Sam Jones (71), Jim Loscutoff (66), Frank Ramsey (72), Bill Russell (70), Bill Sharman (72), Ben Swain (58) and Lou Tsioropoulos (35).  
Trainer: Buddy LeRoux.

## 1959-60

(59-16\* regular season, 8-5 playoffs)

### COACH: RED AUERBACH

Gene Conley (71 games), Bob Cousy (75), Gene Guarilia (48), Tom Heinsohn (75), K.C. Jones (74), Sam Jones (74), Maurice King (1), Jim Loscutoff (28), Frank Ramsey (73), John Richter (66), Bill Russell (74) and Bill Sharman (71).  
Trainer: Buddy LeRoux.

## 1960-61

(57-22\* regular season, 8-2 playoffs)

### COACH: RED AUERBACH

Gene Conley (75 games), Bob Cousy (76), Gene Guarilia (25), Tom Heinsohn (74), K.C. Jones (78), Sam Jones (78), Jim Loscutoff (76), Frank Ramsey (79), Bill Russell (78), Tom Sanders (68) and Bill Sharman (61).  
Trainer: Buddy LeRoux.

## 1961-62

(60-20\* regular season, 8-6 playoffs)

### COACH: RED AUERBACH

Carl Braun (48 games), Al Butler (5), Bob Cousy (75), Gene Guarilia (45), Tom Heinsohn (79), K.C. Jones (80), Sam Jones (78), Jim Loscutoff (79), Gary Phillips (67), Frank Ramsey (79), Bill Russell (76) and Tom Sanders (80).  
Trainer: Buddy LeRoux.

## 1962-63

(58-22\* regular season, 8-5 playoffs)

### COACH: RED AUERBACH

Bob Cousy (76 games), Jack Foley (5), Gene Guarilia (11), John Havlicek (80), Tom Heinsohn (76), K.C. Jones (79), Sam Jones (76), Jim Loscutoff (63), Clyde Lovellette (61), Frank Ramsey (77), Bill Russell (78), Tom Sanders (80) and Dan Swartz (39).  
Trainer: Buddy LeRoux.

## 1963-64

(59-21\* regular season, 8-2 playoffs)

### COACH: RED AUERBACH

John Havlicek (80 games), Tom Heinsohn (76), K.C. Jones (80), Sam Jones (76), Jim Loscutoff (53), Clyde Lovellette (45), Johnny McCarthy (28), Willie Naulls (78), Frank Ramsey (75), Bill Russell (78), Tom Sanders (80) and Larry Siegfried (31).  
Trainer: Buddy LeRoux.

## 1964-65

(62-18\* regular season, 8-4 playoffs)

### COACH: RED AUERBACH

Ron Bonham (37 games), Mel Counts (54), John Havlicek (75), Tom Heinsohn (67), K.C. Jones (78), Sam Jones (80), Willie Naulls (71), Bob Nordmann (3), Bill Russell (78), Tom Sanders (80), Larry Siegfried (72), John Thompson (64) and Gerry Ward (3).  
Trainer: Buddy LeRoux.

## 1965-66

(54-26, 2nd in East one game behind Philadelphia in regular season, 11-6 playoffs)

### COACH: RED AUERBACH

Ron Bonham (39 games), Mel Counts (67), Sihugo Green (10), John Havlicek (71), K.C. Jones (80), Sam Jones (67), Willie Naulls (71), Don Nelson (75), Bill Russell (78), Tom Sanders (72), Woody Sauldsberry (39), Larry Siegfried (71), John Thompson (10) and Ron Watts (1).  
Trainer: Buddy LeRoux.

## 1967-68

(54-28, 2nd in East eight games behind Philadelphia regular season; 12-7 in playoffs)

### PLAYER-COACH: BILL RUSSELL

Wayne Embry (78 games), Mal Graham (78), John Havlicek (82), Bailey Howell (82), Johnny Jones (51), Sam Jones (73), Don Nelson (82), Bill Russell (78), Tom Sanders (78), Larry Siegfried (62), Tom Thacker (65) and Rick Weitzman (25).  
Trainer: Joe DeLauri.

## 1968-69

(48-34, 4th in East nine games behind first-place Baltimore regular season; 12-6 in playoffs)

### PLAYER-COACH: BILL RUSSELL

Jim Barnes (49 games), Emmette Bryant (80), Don Chaney (20), Mal Graham (22), John Havlicek (82), Bailey Howell (78), Rich Johnson (31), Sam Jones (70), Don Nelson (82), Bud Olsen (7), Bill Russell (77), Tom Sanders (82) and Larry Siegfried (79).  
Trainer: Joe DeLauri.

## 1973-74

(56-26 regular season, 12-6 playoffs)

### COACH: TOM HEINSOHN

Assistant Coach: John Killilea  
Don Chaney (81 games), Dave Cowers (80), Steve Downing (24), Henry Finkel (60), Phil Hankinson (28), John Havlicek (76), Steve Kuberski (78), Don Nelson (82), Paul Silas (82), Paul Westphal (82), JoJo White (82) and Art Williams (67).  
Trainer: Frank Challant. Assistant Trainer: Mark Volk.

## 1975-76

(54-28 regular season, 12-6 playoffs)

### COACH: TOM HEINSOHN

Assistant Coach: John Killilea  
Jerome Anderson (22 games), Jim Ard (81), Tom Boswell (35), Dave Cowers (78), John Havlicek (76), Steve Kuberski (60), Glenn McDonald (75), Don Nelson (75), Charlie Scott (82), Ed Searcy (4), Paul Silas (81), Kevin Stacom (77) and JoJo White (82).  
Trainer: Frank Challant. Assistant Trainer: Mark Volk.

## 1980-81

(62-20\*\* regular season, 12-5 playoffs)

### COACH: BILL FITCH

Assistant Coaches: K.C. Jones and Jim Rodgers  
Nate Archibald (80 games), Larry Bird (82), M.L. Carr (41), Terry Duerod (32), Eric Fernsten (45), Chris Ford (82), Gerald Henderson (82), Wayne Kreklow (25), Cedric Maxwell (81), Kevin McHale (82), Robert Parish (82) and Rick Robey (82).  
Trainer: Ray Melchiorre.

## 1983-84

(62-20\* regular season, 15-8 playoffs)

### COACH: K.C. JONES

Assistant Coaches: Jim Rodgers and Chris Ford  
Danny Ainge (71 games), Larry Bird (79), Quinn Buckner (79), M.L. Carr (60), Carlos Clark (31), Gerald Henderson (78), Dennis Johnson (80), Greg Kite (35), Cedric Maxwell (80), Kevin McHale (82), Robert Parish (80) and Scott Wedman (68).  
Trainer: Ray Melchiorre.

## 1985-86

(67-15\* regular season, 15-3 playoffs)

### COACH: K.C. JONES

Assistant Coaches: Jim Rodgers and Chris Ford  
Danny Ainge (80 games), Larry Bird (82), Rick Carlisle (77), Dennis Johnson (78), Greg Kite (64), Kevin McHale (68), Robert Parish (81), Jerry Sichting (82), David Thirdkill (49), Sam Vincent (57), Bill Walton (80), Scott Wedman (79) and Sly Williams (6).  
Trainer: Ray Melchiorre.

## 2007-08

(66-16\* regular season, 16-10 playoffs)

### COACH: GLENN "DOC" RIVERS

Ray Allen (73 games), Tony Allen (75), P.J. Brown (18), Sam Cassell (17), Glen Davis (69), Kevin Garnett (71), Eddie House (78), Kendrick Perkins (78), Paul Pierce (80), Scot Pollard (22), James Posey (74), Leon Powe (36), Gabe Pruitt (15), Rajon Rondo (77), Brian Scalabrine (48).  
Trainer: Ed Lacerte.

\* Best record in the NBA

\*\* Tied for best record in NBA



RECORD PCT. GA/GB PLACE

**1946-47**

Not in Playoffs 22-38 .367 -27 6th

**1947-48**

20-28 .417 -7 3rd

**QUARTER FINALS (ELIMINATED 1-2)**

03/28/48 ..... Chicago 79 ..... @ Boston 72  
 03/31/48 ..... @ Boston 81 ..... Chicago 77  
 04/02/48 ..... Chicago 81 ..... @ Boston 74

**1948-49**

Not in Playoffs 25-35 .417 -13 5th

**1949-50**

Not in Playoffs 22-46 .324 -31 6th

**1950-51**

39-30 .565 -2.5 2nd

**DIVISION SEMIFINALS (ELIMINATED 0-2)**

03/20/51 ..... New York 83 ..... @ Boston 69  
 03/22/51 ..... @ New York 92 ..... Boston 78

**1951-52**

39-27 .591 -1 2nd

**DIVISION SEMIFINALS (ELIMINATED 1-2)**

03/19/52 ..... @ Boston 105 ..... New York 94  
 03/23/52 ..... @ New York 101 ..... Boston 97  
 03/26/52 ..... New York 88 ..... @ Boston 87 (2OT)

**1952-53**

46-25 .648 -1.5 3rd

**DIVISION SEMIFINALS (WON 2-0)**

03/19/53 ..... Boston 87 ..... @ Syracuse 81  
 03/21/53 ..... @ Boston 111 ..... Syracuse 105 (4OT)

**DIVISION FINALS (ELIMINATED 1-3)**

03/25/53 ..... @ New York 95 ..... Boston 91  
 03/26/53 ..... @ Boston 86 ..... New York 70  
 03/28/53 ..... @ New York 101 ..... Boston 82  
 03/29/53 ..... New York 82 ..... @ Boston 75

**1953-54**

42-30 .583 -2 2nd

**DIVISION ROUND ROBIN**

03/16/54 ..... Boston 93 ..... @ New York 71  
 03/17/54 ..... Syracuse 96 ..... @ Boston 95 (OT)  
 03/20/54 ..... @ Boston 79 ..... New York 78  
 03/22/54 ..... @ Syracuse 98 ..... Boston 85

**EASTERN DIVISION FINALS (ELIMINATED 0-2)**

03/25/54 ..... @ Syracuse 109 ..... Boston 94  
 03/27/54 ..... Syracuse 83 ..... @ Boston 76

RECORD PCT. GA/GB PLACE

**1954-55**

36-36 .500 -7 3rd

**DIVISION SEMIFINALS (WON 2-1)**

03/15/55 ..... @ Boston 122 ..... New York 101  
 03/16/55 ..... @ New York 102 ..... Boston 95  
 03/19/55 ..... Boston 116 ..... @ New York 109

**DIVISION FINALS (ELIMINATED 1-3)**

03/22/55 ..... @ Syracuse 110 ..... Boston 100  
 03/24/55 ..... @ Syracuse 116 ..... Boston 110  
 03/26/55 ..... @ Boston 100 ..... Syracuse 97 (OT)  
 03/27/55 ..... Syracuse 110 ..... @ Boston 94

**1955-56**

39-33 .542 -6 2nd

**DIVISION SEMIFINALS (ELIMINATED 1-2)**

03/17/56 ..... @ Boston 110 ..... Syracuse 93  
 03/19/56 ..... @ Syracuse 101 ..... Boston 98  
 03/21/56 ..... Syracuse 102 ..... @ Boston 97

**1956-57**

44-28 .611 +6 1st

**DIVISION FINALS (WON 3-0)**

03/21/57 ..... @ Boston 108 ..... Syracuse 90  
 03/23/57 ..... Boston 120 ..... @ Syracuse 105  
 03/24/57 ..... @ Boston 83 ..... Syracuse 80

**CHAMPIONSHIP FINALS (WON 4-3)**

03/30/57 ..... St. Louis 125 ..... @ Boston 123 (2OT)  
 03/31/57 ..... @ Boston 119 ..... St. Louis 99  
 04/06/57 ..... @ St. Louis 100 ..... Boston 98  
 04/07/57 ..... Boston 123 ..... @ St. Louis 118  
 04/09/57 ..... @ Boston 124 ..... St. Louis 109  
 04/11/57 ..... @ St. Louis 96 ..... Boston 94  
 04/13/57 ..... @ Boston 125 ..... St. Louis 123 (2OT)

**1957-58**

49-23 .681 +8 1st

**DIVISION FINALS (WON 4-1)**

03/19/58 ..... @ Boston 107 ..... Philadelphia 98  
 03/22/58 ..... Boston 109 ..... @ Philadelphia 87  
 03/23/58 ..... @ Boston 106 ..... Philadelphia 92  
 03/26/58 ..... @ Philadelphia 111 ..... Boston 97  
 03/27/58 ..... @ Boston 93 ..... Philadelphia 88

**CHAMPIONSHIP FINALS (ELIMINATED 2-4)**

03/29/58 ..... St. Louis 104 ..... @ Boston 102  
 03/30/58 ..... @ Boston 136 ..... St. Louis 112  
 04/02/58 ..... @ St. Louis 111 ..... Boston 108  
 04/05/58 ..... Boston 109 ..... @ St. Louis 98  
 04/09/58 ..... St. Louis 102 ..... @ Boston 100  
 04/12/58 ..... @ St. Louis 110 ..... Boston 109



RECORD PCT. GA/GB PLACE

### 1958-59

52-20 .722 +12 1st

#### DIVISION FINALS (WON 4-3)

03/18/59 .....@ Boston 131 .....Syracuse 109  
 03/21/59 .....@ Syracuse 120 .....Boston 118  
 03/22/59.....@ Boston 133 .....Syracuse 111  
 03/25/59 .....@ Syracuse 119 .....Boston 107  
 03/28/59 .....@ Boston 129 .....Syracuse 108  
 03/29/59 .....@ Syracuse 133 .....Boston 121  
 04/01/59 .....@ Boston 130 .....Syracuse 125

#### CHAMPIONSHIP FINALS (WON 4-0)

04/04/59 .....@ Boston 118 .....Minneapolis 115  
 04/05/59 .....@ Boston 128 .....Minneapolis 108  
 04/07/59 .....Boston 123 .....@ Minneapolis 110  
 04/09/59 .....Boston 118.....@ Minneapolis 113

### 1959-60

59-16 .787 +10 1st

#### DIVISION FINALS (WON 4-2)

03/16/60 .....@ Boston 111 .....Philadelphia 105  
 03/18/60 .....@ Philadelphia 115 .....Boston 110  
 03/19/60 .....@ Boston 120.....Philadelphia 90  
 03/20/60 .....Boston 112.....@ Philadelphia 104  
 03/22/60 .....Philadelphia 128 .....@ Boston 107  
 03/24/60 .....Boston 119 .....@ Philadelphia 117

#### CHAMPIONSHIP FINALS (WON 4-3)

03/27/60 .....@ Boston 140 .....St. Louis 122  
 03/29/60 .....St. Louis 113 .....@ Boston 103  
 04/02/60 .....Boston 102.....@ St. Louis 86  
 04/03/60.....@ St. Louis 106 .....Boston 96  
 04/05/60 .....@ Boston 127.....St. Louis 102  
 04/07/60 .....@ St. Louis 105.....Boston 102  
 04/09/60 .....@ Boston 122.....St. Louis 103

### 1960-61

57-22 .722 +11 1st

#### DIVISION FINALS (WON 4-1)

03/19/61 .....@ Boston 128 .....Syracuse 115  
 03/21/61 .....@ Syracuse 115 .....Boston 98  
 03/23/61 .....@ Boston 133.....Syracuse 110  
 03/25/61 .....Boston 120 .....@ Syracuse 107  
 03/26/61 .....@ Boston 123.....Syracuse 101

#### CHAMPIONSHIP FINALS (WON 4-1)

04/02/61 .....@ Boston 129 .....St. Louis 95  
 04/05/61.....@ Boston 116.....St. Louis 108  
 04/08/61 .....@ St. Louis 124 .....Boston 120  
 04/09/61 .....Boston 119 .....@ St. Louis 104  
 04/11/61 .....@ Boston 121 .....St. Louis 112

RECORD PCT. GA/GB PLACE

### 1961-62

60-20 .750 +11 1st

#### DIVISION FINALS (WON 4-3)

03/24/62 .....@ Boston 117 .....Philadelphia 89  
 03/27/62 .....@ Philadelphia 113 .....Boston 106  
 03/28/62 .....@ Boston 129 .....Philadelphia 114  
 03/31/62 .....@ Philadelphia 110 .....Boston 106  
 04/01/62.....@ Boston 119 .....Philadelphia 104  
 04/03/62 .....@ Philadelphia 109 .....Boston 99  
 04/05/62.....@ Boston 109 .....Philadelphia 107

#### CHAMPIONSHIP FINALS (WON 4-3)

04/07/62 .....@ Boston 122.....Los Angeles 108  
 04/08/62 .....Los Angeles 129.....@ Boston 122  
 04/10/62.....@ Los Angeles 117 .....Boston 115  
 04/11/62 .....Boston 115 .....@ Los Angeles 103  
 04/14/62 .....Los Angeles 126 .....@ Boston 121  
 04/16/62 .....Boston 119 .....@ Los Angeles 105  
 04/18/62 .....@ Boston 110.....Los Angeles 107 (OT)

### 1962-63

58-22 .725 +10 1st

#### DIVISION FINALS (WON 4-3)

03/28/63 .....Cincinnati 135.....@ Boston 132  
 03/29/63 .....Boston 125 .....@ Cincinnati 102  
 03/31/63 .....Cincinnati 121.....@ Boston 116  
 04/03/63.....Boston 128 .....@ Cincinnati 110  
 04/06/63 .....@ Boston 125.....Cincinnati 110  
 04/07/63 .....@ Cincinnati 109 .....Boston 99  
 04/10/63 .....@ Boston 142 .....Cincinnati 131

#### CHAMPIONSHIP FINALS (WON 4-2)

04/14/63 .....@ Boston 117 .....Los Angeles 114  
 04/16/63 .....@ Boston 113 .....Los Angeles 106  
 04/17/63 .....@ Los Angeles 119 .....Boston 99  
 04/19/63 .....Boston 108 .....@ Los Angeles 105  
 04/21/63 .....Los Angeles 126.....@ Boston 119  
 04/24/63 .....Boston 112 .....@ Los Angeles 109

### 1963-64

59-21 .738 +4 1st

#### DIVISION FINALS (WON 4-1)

03/31/64 .....@ Boston 103 .....Cincinnati 87  
 04/02/64 .....@ Boston 101 .....Cincinnati 90  
 04/05/64 .....Boston 102 .....@ Cincinnati 92  
 04/07/64.....@ Cincinnati 102.....Boston 93  
 04/09/64.....@ Boston 109 .....Cincinnati 95

#### CHAMPIONSHIP FINALS (WON 4-1)

04/18/64 .....@ Boston 108 .....San Francisco 96  
 04/20/64 .....@ Boston 124.....San Francisco 101  
 04/22/64 .....@ San Francisco 115 .....Boston 91  
 04/24/64 .....Boston 98.....@ San Francisco 95  
 04/26/64 .....@ Boston 105 .....San Francisco 99



RECORD PCT. GA/GB PLACE

**1964-65**

62-18 .755 +14 1st

**DIVISION FINALS (WON 4-3)**

04/04/65 .....@ Boston 108 .....Philadelphia 98  
 04/06/65 .....@ Philadelphia 109 .....Boston 103  
 04/08/65 .....@ Boston 112 .....Philadelphia 94  
 04/09/65 .....@ Philadelphia 134 .....Boston 131  
 04/11/65 .....@ Boston 114 .....Philadelphia 108  
 04/13/65 .....@ Philadelphia 112 .....Boston 106  
 04/15/65 .....@ Boston 110 .....Philadelphia 109

**CHAMPIONSHIP FINALS (WON 4-1)**

04/18/65 .....@ Boston 142 .....Los Angeles 110  
 04/19/65 .....@ Boston 129 .....Los Angeles 123  
 04/21/65 .....@ Los Angeles 126 .....Boston 105  
 04/23/65 .....Boston 112 .....@ Los Angeles 99  
 04/25/65 .....@ Boston 129 .....Los Angeles 96

**1965-66**

54-26 .675 -1 2nd

**DIVISION SEMIFINALS (WON 3-2)**

03/23/66 .....Cincinnati 107 .....@ Boston 103  
 03/26/66 .....Boston 132 .....@ Cincinnati 125  
 03/27/66 .....Cincinnati 113 .....@ Boston 107  
 03/30/66 .....Boston 120 .....@ Cincinnati 103  
 04/01/66 .....@ Boston 112 .....Cincinnati 103

**DIVISION FINALS (WON 4-1)**

04/03/66 .....Boston 115 .....@ Philadelphia 96  
 04/06/66 .....@ Boston 114 .....Philadelphia 93  
 04/07/66 .....@ Philadelphia 111 .....Boston 105  
 04/10/66 .....@ Boston 114 .....Philadelphia 108 (OT)  
 04/12/66 .....Boston 120 .....@ Philadelphia 112

**CHAMPIONSHIP FINALS (WON 4-3)**

04/17/66 .....Los Angeles 133 .....@ Boston 129 (OT)  
 04/19/66 .....@ Boston 129 .....Los Angeles 109  
 04/20/66 .....Boston 120 .....@ Los Angeles 106  
 04/22/66 .....Boston 122 .....@ Los Angeles 117  
 04/24/66 .....Los Angeles 121 .....@ Boston 117  
 04/26/66 .....@ Los Angeles 123 .....Boston 115  
 04/28/66 .....@ Boston 95 .....Los Angeles 93

**1966-67**

60-21 .741 -8 2nd

**DIVISION SEMIFINALS (WON 3-1)**

03/21/67 .....@ Boston 140 .....New York 110  
 03/25/67 .....Boston 115 .....@ New York 108  
 03/26/67 .....New York 123 .....@ Boston 112  
 03/28/67 .....Boston 118 .....@ New York 109

**DIVISION FINALS (ELIMINATED 1-4)**

03/31/67 .....@ Philadelphia 127 .....Boston 113  
 04/02/67 .....Philadelphia 107 .....@ Boston 102  
 04/05/67 .....@ Philadelphia 115 .....Boston 104  
 04/09/67 .....@ Boston 121 .....Philadelphia 117  
 04/11/67 .....@ Philadelphia 140 .....Boston 116

RECORD PCT. GA/GB PLACE

**1967-68**

54-28 .659 -8 2nd

**DIVISION SEMIFINALS (WON 4-2)**

03/24/68 .....@ Boston 123 .....Detroit 116  
 03/25/68 .....@ Detroit 126 .....Boston 116  
 03/27/68 .....Detroit 109 .....@ Boston 98  
 03/28/68 .....Boston 135 .....@ Detroit 110  
 03/31/68 .....@ Boston 110 .....Detroit 96  
 04/01/68 .....Boston 111 .....@ Detroit 103

**DIVISION FINALS (WON 4-3)**

04/05/68 .....Boston 127 .....@ Philadelphia 118  
 04/10/68 .....Philadelphia 115 .....@ Boston 106  
 04/11/68 .....@ Philadelphia 122 .....Boston 114  
 04/14/68 .....Philadelphia 110 .....@ Boston 105  
 04/15/68 .....Boston 122 .....@ Philadelphia 104  
 04/17/68 .....@ Boston 114 .....Philadelphia 106  
 04/19/68 .....Boston 100 .....@ Philadelphia 96

**CHAMPIONSHIP FINALS (WON 4-2)**

04/21/68 .....@ Boston 107 .....Los Angeles 101  
 04/24/68 .....Los Angeles 123 .....@ Boston 113  
 04/26/68 .....Boston 127 .....@ Los Angeles 119  
 04/28/68 .....@ Los Angeles 119 .....Boston 105  
 04/30/68 .....@ Boston 120 .....Los Angeles 117 (OT)  
 05/02/68 .....Boston 124 .....@ Los Angeles 109

**1968-69**

48-34 .585 -9 4th

**DIVISION SEMIFINALS (WON 4-1)**

03/26/69 .....Boston 114 .....@ Philadelphia 100  
 03/28/69 .....@ Boston 134 .....Philadelphia 103  
 03/30/69 .....Boston 125 .....@ Philadelphia 118  
 04/01/69 .....Philadelphia 119 .....@ Boston 116  
 04/04/69 .....Boston 93 .....@ Philadelphia 90

**DIVISION FINALS (WON 4-2)**

04/06/69 .....Boston 108 .....@ New York 100  
 04/09/69 .....@ Boston 112 .....New York 97  
 04/10/69 .....@ New York 101 .....Boston 91  
 04/13/69 .....@ Boston 97 .....New York 96  
 04/14/69 .....@ New York 112 .....Boston 104  
 04/18/69 .....@ Boston 106 .....New York 105

**CHAMPIONSHIP FINALS (WON 4-3)**

04/23/69 .....@ Los Angeles 120 .....Boston 118  
 04/25/69 .....@ Los Angeles 118 .....Boston 112  
 04/27/69 .....@ Boston 111 .....Los Angeles 105  
 04/29/69 .....@ Boston 89 .....Los Angeles 88  
 05/01/69 .....@ Los Angeles 117 .....Boston 104  
 05/03/69 .....@ Boston 99 .....Los Angeles 90  
 05/05/69 .....Boston 108 .....@ Los Angeles 106

**1969-70**

Not in Playoffs 34-48 .415 -26 6th

**1970-71**

Not in Playoffs 44-38 .537 -8 3rd



RECORD PCT. GA/GB PLACE

### 1971-72

56-26 .683 +8 1st

#### CONFERENCE SEMIFINALS (WON 4-2)

03/29/72 .....@ Boston 126 .....Atlanta 108  
 03/31/72 .....@ Atlanta 113 .....Boston 104  
 04/02/72 .....@ Boston 136 .....Atlanta 113  
 04/04/72 .....@ Atlanta 112 .....Boston 110  
 04/07/72 .....@ Boston 124 .....Atlanta 114  
 04/09/72 .....Boston 127 .....@ Atlanta 118

#### CONFERENCE FINALS (ELIMINATED 1-4)

04/13/72 .....New York 116 .....@ Boston 94  
 04/16/72 .....@ New York 106 .....Boston 105  
 04/19/72 .....@ Boston 115 .....New York 109  
 04/21/72 .....@ New York 116 .....Boston 98  
 04/23/72 .....New York 111 .....@ Boston 103

### 1972-73

68-14 .829 +11 1st

#### CONFERENCE SEMIFINALS (WON 4-2)

04/01/73 .....@ Boston 134 .....Atlanta 109  
 04/04/73 .....Boston 126 .....@ Atlanta 113  
 04/06/73 .....Atlanta 118 .....@ Boston 105  
 04/08/73 .....@ Atlanta 97 .....Boston 94  
 04/11/73 .....@ Boston 108 .....Atlanta 101  
 04/13/73 .....Boston 121 .....@ Atlanta 103

#### CONFERENCE FINALS (ELIMINATED 3-4)

04/15/73 .....@ Boston 134 .....New York 108  
 04/18/73 .....@ New York 129 .....Boston 96  
 04/20/73 .....New York 98 .....@ Boston 91  
 04/22/73 .....@ New York 117 .....Boston 110 (2OT)  
 04/25/73 .....@ Boston 98 .....New York 97  
 04/27/73 .....Boston 110 .....@ New York 100  
 04/29/73 .....New York 94 .....@ Boston 78

### 1973-74

56-26 .683 +7 1st

#### CONFERENCE SEMIFINALS (WON 4-2)

03/30/74 .....@ Boston 107 .....Buffalo 97  
 04/02/74 .....@ Buffalo 115 .....Boston 105  
 04/03/74 .....@ Boston 120 .....Buffalo 107  
 04/06/74 .....@ Buffalo 104 .....Boston 102  
 04/09/74 .....@ Boston 100 .....Buffalo 97  
 04/12/74 .....Boston 106 .....@ Buffalo 104

#### CONFERENCE FINALS (WON 4-1)

04/14/74 .....@ Boston 113 .....New York 88  
 04/16/74 .....Boston 111 .....@ New York 99  
 04/19/74 .....New York 103 .....@ Boston 100  
 04/21/74 .....Boston 98 .....@ New York 91  
 04/24/74 .....@ Boston 105 .....New York 94

#### CHAMPIONSHIP FINALS (WON 4-3)

04/28/74 .....Boston 98 .....@ Milwaukee 83  
 04/30/74 .....@ Milwaukee 105 .....Boston 96 (OT)  
 05/03/74 .....@ Boston 95 .....Milwaukee 83  
 05/05/74 .....Milwaukee 97 .....@ Boston 89  
 05/07/74 .....Boston 96 .....@ Milwaukee 87  
 05/10/74 .....Milwaukee 102 .....@ Boston 101 (2OT)  
 05/12/74 .....Boston 102 .....@ Milwaukee 87

RECORD PCT. GA/GB PLACE

### 1974-75

60-22 .732 +11 1st

#### CONFERENCE SEMIFINALS (WON 4-1)

04/14/75 .....@ Boston 123 .....Houston 106  
 04/16/75 .....@ Boston 112 .....Houston 100  
 04/19/75 .....@ Houston 117 .....Boston 102  
 04/22/75 .....Boston 122 .....@ Houston 117  
 04/24/75 .....@ Boston 128 .....Houston 115

#### CONFERENCE FINALS (ELIMINATED 2-4)

04/27/75 .....Washington 100 .....@ Boston 95  
 04/30/75 .....@ Washington 117 .....Boston 92  
 05/03/75 .....@ Boston 101 .....Washington 90  
 05/07/75 .....@ Washington 119 .....Boston 108  
 05/09/75 .....@ Boston 103 .....Washington 99  
 05/11/75 .....@ Washington 98 .....Boston 92

### 1975-76

54-28 .659 +8 1st

#### CONFERENCE SEMIFINALS (WON 4-2)

04/21/76 .....@ Boston 107 .....Buffalo 98  
 04/23/76 .....@ Boston 101 .....Buffalo 96  
 04/25/76 .....@ Buffalo 98 .....Boston 93  
 04/28/76 .....@ Buffalo 124 .....Boston 122  
 04/30/76 .....@ Boston 99 .....Buffalo 88  
 05/02/76 .....Boston 104 .....@ Buffalo 100

#### CONFERENCE FINALS (WON 4-2)

05/06/76 .....@ Boston 111 .....Cleveland 99  
 05/09/76 .....@ Boston 94 .....Cleveland 89  
 05/11/76 .....@ Cleveland 83 .....Boston 78  
 05/14/76 .....@ Cleveland 106 .....Boston 87  
 05/16/76 .....@ Boston 99 .....Cleveland 94  
 05/18/76 .....Boston 94 .....@ Cleveland 87

#### CHAMPIONSHIP FINALS (WON 4-2)

05/23/76 .....@ Boston 98 .....Phoenix 87  
 05/27/76 .....@ Boston 105 .....Phoenix 90  
 05/30/76 .....@ Phoenix 105 .....Boston 98  
 06/02/76 .....@ Phoenix 109 .....Boston 107  
 06/04/76 .....@ Boston 128 .....Phoenix 126 (3OT)  
 06/06/76 .....Boston 87 .....@ Phoenix 80

### 1976-77

44-38 .537 -6 2nd

#### EASTERN CONFERENCE FIRST ROUND (WON 2-0)

04/12/77 .....@ Boston 104 .....San Antonio 94  
 04/15/77 .....Boston 113 .....@ San Antonio 109

#### EASTERN CONFERENCE SEMIFINALS (ELIMINATED 3-4)

04/17/77 .....Boston 113 .....@ Philadelphia 111  
 04/20/77 .....@ Philadelphia 113 .....Boston 101  
 04/22/77 .....Philadelphia 109 .....@ Boston 100  
 04/24/77 .....@ Boston 124 .....Philadelphia 119  
 04/27/77 .....@ Philadelphia 110 .....Boston 91  
 04/29/77 .....@ Boston 113 .....Philadelphia 108  
 05/01/77 .....@ Philadelphia 83 .....Boston 77



RECORD PCT. GA/GB PLACE

**1977-78**

Not in Playoffs 32-50 .390 -23 3rd

**1978-79**

Not in Playoffs 29-53 .354 -25 5th

**1979-80**

61-21 .744 +2 1st

**CONFERENCE SEMIFINALS (WON 4-0)**

04/09/80 .....@ Boston 119 .....Houston 101  
 04/11/80 .....@ Boston 95 .....Houston 75  
 04/13/80 .....Boston 100 .....@ Houston 81  
 04/14/80 .....Boston 138 .....@ Houston 121

**CONFERENCE FINALS (ELIMINATED 1-4)**

04/18/80 .....Philadelphia 96 .....@ Boston 93  
 04/20/80 .....@ Boston 96 .....Philadelphia 90  
 04/23/80 .....@ Philadelphia 99 .....Boston 97  
 04/25/80 .....@ Philadelphia 102 .....Boston 90  
 04/27/80 .....Philadelphia 105 .....@ Boston 94

**1980-81**

62-20 .756 Tie 1st

**CONFERENCE SEMIFINALS (WON 4-0)**

04/05/81 .....@ Boston 121 .....Chicago 109  
 04/07/81 .....@ Boston 106 .....Chicago 97  
 04/10/81 .....Boston 113 .....@ Chicago 107  
 04/12/81 .....Boston 109 .....@ Chicago 103

**CONFERENCE FINALS (WON 4-3)**

04/21/81 .....Philadelphia 105 .....@ Boston 104  
 04/22/81 .....@ Boston 118 .....Philadelphia 99  
 04/24/81 .....@ Philadelphia 110 .....Boston 100  
 04/26/81 .....@ Philadelphia 107 .....Boston 105  
 04/29/81 .....@ Boston 111 .....Philadelphia 109  
 05/01/81 .....Boston 100 .....@ Philadelphia 98  
 05/03/81 .....@ Boston 91 .....Philadelphia 90

**CHAMPIONSHIP FINALS (WON 4-2)**

05/05/81 .....@ Boston 98 .....Houston 95  
 05/07/81 .....Houston 92 .....@ Boston 90  
 05/09/81 .....Boston 94 .....@ Houston 71  
 05/10/81 .....@ Houston 91 .....Boston 86  
 05/12/81 .....@ Boston 109 .....Houston 80  
 05/14/81 .....Boston 102 .....@ Houston 91

**1981-82**

63-19 .768 +5 1st

**CONFERENCE SEMIFINALS (WON 4-1)**

04/25/82 .....@ Boston 109 .....Washington 91  
 04/28/82 .....Washington 103 .....@ Boston 102  
 05/01/82 .....Boston 92 .....@ Washington 83  
 05/02/82 .....Boston 103 .....@ Washington 99 (OT)  
 05/05/82 .....@ Boston 131 .....Washington 126 (2OT)

RECORD PCT. GA/GB PLACE

**1981-82 (CONT.)**

**CONFERENCE FINALS (ELIMINATED 3-4)**

05/09/82 .....@ Boston 121 .....Philadelphia 81  
 05/12/82 .....Philadelphia 121 .....@ Boston 113  
 05/15/82 .....@ Philadelphia 99 .....Boston 97  
 05/16/82 .....@ Philadelphia 119 .....Boston 94  
 05/19/82 .....@ Boston 114 .....Philadelphia 85  
 05/21/82 .....Boston 88 .....@ Philadelphia 75  
 05/23/82 .....Philadelphia 120 .....@ Boston 106

**1982-83**

56-26 .683 -9 2nd

**EASTERN CONFERENCE FIRST ROUND (WON 2-1)**

04/19/83 .....@ Boston 103 .....Atlanta 95  
 04/22/83 .....@ Atlanta 95 .....Boston 93  
 04/24/83 .....@ Boston 98 .....Atlanta 79

**EASTERN CONFERENCE SEMIFINALS (ELIMINATED 0-4)**

04/27/83 .....Milwaukee 116 .....@ Boston 95  
 04/29/83 .....Milwaukee 95 .....@ Boston 91  
 05/01/83 .....@ Milwaukee 107 .....Boston 99  
 05/02/83 .....@ Milwaukee 107 .....Boston 93

**1983-84**

62-20 .756 +10 1st

**EASTERN CONFERENCE FIRST ROUND (WON 3-1)**

04/17/84 .....@ Boston 91 .....Washington 83  
 04/19/84 .....@ Boston 88 .....Washington 85  
 04/21/84 .....@ Washington 111 .....Boston 108 (OT)  
 04/24/84 .....Boston 99 .....@ Washington 96

**EASTERN CONFERENCE SEMIFINALS (WON 4-3)**

04/29/84 .....@ Boston 110 .....New York 92  
 05/02/84 .....@ Boston 116 .....New York 102  
 05/04/84 .....@ New York 100 .....Boston 92  
 05/06/84 .....@ New York 118 .....Boston 113  
 05/09/84 .....@ Boston 121 .....New York 99  
 05/11/84 .....@ New York 106 .....Boston 104  
 05/13/84 .....@ Boston 121 .....New York 104

**EASTERN CONFERENCE CHAMPIONSHIP (WON 4-1)**

05/15/84 .....@ Boston 119 .....Milwaukee 96  
 05/17/84 .....@ Boston 125 .....Milwaukee 110  
 05/19/84 .....Boston 109 .....@ Milwaukee 100  
 05/21/84 .....@ Milwaukee 122 .....Boston 113  
 05/23/84 .....@ Boston 115 .....Milwaukee 108

**NBA WORLD CHAMPIONSHIP SERIES (WON 4-3)**

05/27/84 .....Los Angeles 115 .....@ Boston 109  
 05/31/84 .....@ Boston 124 .....Los Angeles 121 (OT)  
 06/03/84 .....@ Los Angeles 137 .....Boston 104  
 06/06/84 .....Boston 129 .....@ Los Angeles 125 (OT)  
 06/08/84 .....@ Boston 121 .....Los Angeles 103  
 06/10/84 .....@ Los Angeles 119 .....Boston 108  
 06/12/84 .....@ Boston 111 .....Los Angeles 102



RECORD PCT. GA/GB PLACE

### 1984-85

63-19 .768 +5 1st

#### EASTERN CONFERENCE FIRST ROUND (WON 3-1)

04/18/85.....@ Boston 126.....Cleveland 123  
 04/20/85.....@ Boston 108.....Cleveland 106  
 04/23/85.....@ Cleveland 105.....Boston 98  
 04/25/85.....Boston 117.....@ Cleveland 115

#### EASTERN CONFERENCE SEMIFINALS (WON 4-2)

04/28/85.....@ Boston 133.....Detroit 99  
 04/30/85.....@ Boston 121.....Detroit 114  
 05/02/85.....@ Detroit 125.....Boston 117  
 05/05/85.....@ Detroit 102.....Boston 99  
 05/08/85.....@ Boston 130.....Detroit 123  
 05/10/85.....Boston 123.....@ Detroit 113

#### EASTERN CONFERENCE CHAMPIONSHIP (WON 4-1)

05/12/85.....@ Boston 108.....Philadelphia 93  
 05/14/85.....@ Boston 106.....Philadelphia 98  
 05/18/85.....Boston 105.....@ Philadelphia 94  
 05/19/85.....@ Philadelphia 115.....Boston 104  
 05/22/85.....@ Boston 102.....Philadelphia 100

#### NBA WORLD CHAMPIONSHIP SERIES (ELIMINATED 2-4)

05/27/85.....@ Boston 148.....Los Angeles 114  
 05/30/85.....Los Angeles 109.....@ Boston 102  
 06/02/85.....@ Los Angeles 136.....Boston 111  
 06/05/85.....Boston 107.....@ Los Angeles 105  
 06/07/85.....@ Los Angeles 120.....Boston 111  
 06/09/85.....Los Angeles 111.....@ Boston 100

### 1985-86

67-15 .817 +13 1st

#### EASTERN CONFERENCE FIRST ROUND (WON 3-0)

04/17/86.....@ Boston 123.....Chicago 104  
 04/20/86.....@ Boston 135.....Chicago 131 (20T)  
 04/22/86.....Boston 122.....@ Chicago 104

#### EASTERN CONFERENCE SEMIFINALS (WON 4-1)

04/27/86.....@ Boston 103.....Atlanta 91  
 04/29/86.....@ Boston 119.....Atlanta 108  
 05/02/86.....Boston 111.....@ Atlanta 107  
 05/04/86.....@ Atlanta 106.....Boston 94  
 05/06/86.....@ Boston 132.....Atlanta 99

#### EASTERN CONFERENCE FINALS (WON 4-0)

05/13/86.....@ Boston 128.....Milwaukee 96  
 05/15/86.....@ Boston 122.....Milwaukee 111  
 05/17/86.....Boston 111.....@ Milwaukee 107  
 05/18/86.....Boston 111.....@ Milwaukee 98

#### NBA FINALS (WON 4-2)

05/26/86.....@ Boston 112.....Houston 100  
 05/29/86.....@ Boston 117.....Houston 95  
 06/01/86.....@ Houston 106.....Boston 104  
 06/03/86.....Boston 106.....@ Houston 103  
 06/05/86.....@ Houston 111.....Boston 96  
 06/08/86.....@ Boston 114.....Houston 97

RECORD PCT. GA/GB PLACE

### 1986-87

59-23 .720 +14 1st

#### EASTERN CONFERENCE FIRST ROUND (WON 3-0)

04/23/87.....@ Boston 108.....Chicago 104  
 04/26/87.....@ Boston 105.....Chicago 96  
 04/28/87.....Boston 105.....@ Chicago 94

#### EASTERN CONFERENCE SEMIFINALS (WON 4-3)

05/05/87.....@ Boston 111.....Milwaukee 98  
 05/06/87.....@ Boston 126.....Milwaukee 124  
 05/08/87.....@ Milwaukee 126.....Boston 121 (OT)  
 05/10/87.....Boston 138.....@ Milwaukee 137 (20T)  
 05/13/87.....Milwaukee 129.....@ Boston 124  
 05/15/87.....@ Milwaukee 121.....Boston 111  
 05/17/87.....@ Boston 119.....Milwaukee 113

#### EASTERN CONFERENCE FINALS (WON 4-3)

05/19/87.....@ Boston 104.....Detroit 91  
 05/21/87.....@ Boston 110.....Detroit 101  
 05/23/87.....@ Detroit 122.....Boston 104  
 05/24/87.....@ Detroit 145.....Boston 119  
 05/26/87.....@ Boston 108.....Detroit 107  
 05/28/87.....@ Detroit 113.....Boston 105  
 05/30/87.....@ Boston 117.....Detroit 114

#### NBA FINALS (ELIMINATED 2-4)

06/02/87.....@ Los Angeles 126.....Boston 113  
 06/04/87.....@ Los Angeles 141.....Boston 122  
 06/07/87.....@ Boston 109.....Los Angeles 103  
 06/09/87.....Los Angeles 107.....@ Boston 106  
 06/11/87.....@ Boston 123.....Los Angeles 108  
 06/14/87.....@ Los Angeles 106.....Boston 93

### 1987-88

57-25 .695 +19 1st

#### EASTERN CONFERENCE FIRST ROUND (WON 3-1)

04/29/88.....@ Boston 112.....New York 92  
 05/01/88.....@ Boston 128.....New York 102  
 05/04/88.....@ New York 109.....Boston 100  
 05/06/88.....Boston 102.....@ New York 94

#### EASTERN CONFERENCE SEMIFINALS (WON 4-3)

05/11/88.....@ Boston 110.....Atlanta 101  
 05/13/88.....@ Boston 108.....Atlanta 97  
 05/15/88.....@ Atlanta 110.....Boston 92  
 05/16/88.....@ Atlanta 118.....Boston 109  
 05/18/88.....Atlanta 112.....@ Boston 104  
 05/20/88.....Boston 102.....@ Atlanta 100  
 05/22/88.....@ Boston 118.....Atlanta 116

#### EASTERN CONFERENCE FINALS (ELIMINATED 2-4)

05/25/88.....Detroit 104.....@ Boston 96  
 05/26/88.....@ Boston 119.....Detroit 115 (20T)  
 05/28/88.....@ Detroit 98.....Boston 94  
 05/30/88.....Boston 79.....@ Detroit 78  
 06/01/88.....Detroit 102.....@ Boston 96 (OT)  
 06/03/88.....@ Detroit 95.....Boston 90



RECORD PCT. GA/GB PLACE

**1988-89**

42-40 .512 -10 3rd

**EASTERN CONFERENCE FIRST ROUND (ELIMINATED 0-3)**

04/28/89 .....@ Detroit 101 .....Boston 91  
 04/30/89 .....@ Detroit 102 .....Boston 95  
 05/02/89 .....Detroit 100 .....@ Boston 85

**1989-90**

52-30 .634 -1 2nd

**EASTERN CONFERENCE FIRST ROUND (ELIMINATED 2-3)**

04/26/90 .....@ Boston 116 .....New York 105  
 04/28/90 .....@ Boston 157 .....New York 128  
 05/02/90 .....@ New York 102 .....Boston 99  
 05/04/90 .....@ New York 135 .....Boston 108  
 05/06/90 .....New York 121 .....@ Boston 114

**1990-91**

56-26 .683 +12 1st

**EASTERN CONFERENCE FIRST ROUND (WON 3-2)**

04/26/91 .....@ Boston 127 .....Indiana 120  
 04/28/91 .....Indiana 130 .....@ Boston 118  
 05/01/91 .....Boston 112 .....@ Indiana 105  
 05/03/91 .....@ Indiana 116 .....Boston 113  
 05/05/91 .....@ Boston 124 .....Indiana 121

**EASTERN CONFERENCE SEMIFINALS (ELIMINATED 2-4)**

05/07/91 .....Detroit 86 .....@ Boston 75  
 05/09/91 .....@ Boston 109 .....Detroit 103  
 05/11/91 .....Boston 115 .....@ Detroit 83  
 05/13/91 .....@ Detroit 104 .....Boston 97  
 05/15/91 .....Detroit 116 .....@ Boston 111  
 05/17/91 .....@ Detroit 117 .....Boston 113 (OT)

**1991-92**

51-31 .622 Tie 1st

**EASTERN CONFERENCE FIRST ROUND (WON 3-0)**

04/23/92 .....@ Boston 124 .....Indiana 113  
 04/25/92 .....@ Boston 119 .....Indiana 112 (OT)  
 04/27/92 .....Boston 102 .....@ Indiana 98

**EASTERN CONFERENCE SEMIFINALS (ELIMINATED 3-4)**

05/02/92 .....@ Cleveland 101 .....Boston 76  
 05/04/92 .....Boston 104 .....@ Cleveland 98  
 05/08/92 .....@ Boston 110 .....Cleveland 107  
 05/10/92 .....Cleveland 114 .....@ Boston 112 (OT)  
 05/13/92 .....@ Cleveland 114 .....Boston 98  
 05/15/92 .....@ Boston 122 .....Cleveland 91  
 05/17/92 .....@ Cleveland 122 .....Boston 104

**1992-93**

48-34 .585 -12 2nd

**EASTERN CONFERENCE FIRST ROUND (ELIMINATED 1-3)**

04/29/93 .....@ Boston 112 .....Charlotte 101  
 05/01/93 .....Charlotte 99 .....@ Boston 98 (2OT)  
 05/03/93 .....@ Charlotte 119 .....Boston 89  
 05/05/93 .....@ Charlotte 104 .....Boston 103

RECORD PCT. GA/GB PLACE

**1993-94**

Not in Playoffs 32-50 .390 -25 5th

**1994-95**

35-47 .427 -22 3rd

**EASTERN CONFERENCE FIRST ROUND (ELIMINATED 1-3)**

04/28/95 .....@ Orlando 124 .....Boston 77  
 04/30/95 .....Boston 99 .....@ Orlando 92  
 05/03/95 .....Orlando 82 .....@ Boston 77  
 05/05/95 .....Orlando 95 .....@ Boston 92

**1995-96**

Not in Playoffs 33-49 .402 -27 5th

**1996-97**

Not in Playoffs 15-67 .183 -46 7th

**1997-98**

Not in Playoffs 36-46 .439 -19 6th

**1998-99**

Not in Playoffs 19-31 .380 -14 5th

**1999-00**

Not in Playoffs 35-47 .427 -17 5th

**2000-01**

Not in Playoffs 36-46 .439 -20 5th

**2001-02**

49-33 .598 -3 2nd

**EASTERN CONFERENCE FIRST ROUND (WON 3-2)**

04/21/02 .....@ Boston 92 .....Philadelphia 82  
 04/25/02 .....@ Boston 93 .....Philadelphia 85  
 04/28/02 .....@ Philadelphia 108 .....Boston 103  
 05/01/02 .....@ Philadelphia 83 .....Boston 81  
 05/03/02 .....@ Boston 120 .....Philadelphia 87

**EASTERN CONFERENCE SEMIFINALS (WON 4-1)**

05/05/02 .....@ Detroit 96 .....Boston 84  
 05/08/02 .....Boston 85 .....@ Detroit 77  
 05/10/02 .....@ Boston 66 .....Detroit 64  
 05/12/02 .....@ Boston 90 .....Detroit 79  
 05/14/02 .....Boston 90 .....@ Detroit 81

**EASTERN CONFERENCE FINALS (ELIMINATED 2-4)**

05/19/02 .....@ New Jersey 104 .....Boston 97  
 05/21/02 .....Boston 93 .....@ New Jersey 86  
 05/25/02 .....@ Boston 94 .....New Jersey 90  
 05/27/02 .....New Jersey 94 .....@ Boston 92  
 05/29/02 .....@ New Jersey 103 .....Boston 92  
 05/31/02 .....New Jersey 96 .....@ Boston 88



RECORD PCT. GA/GB PLACE

### 2002-03

44-38 .537 -5 3rd

#### EASTERN CONFERENCE FIRST ROUND (WON 4-2)

04/19/03 ..... Boston 103 ..... @ Indiana 100  
 04/21/03 ..... @ Indiana 89 ..... Boston 77  
 04/24/03 ..... @ Boston 101 ..... Indiana 83  
 04/27/03 ..... @ Boston 102 ..... Indiana 92  
 04/29/03 ..... @ Indiana 93 ..... Boston 88 (OT)  
 05/01/03 ..... @ Boston 110 ..... Indiana 90

#### EASTERN CONFERENCE SEMIFINALS (ELIMINATED 0-4)

05/05/03 ..... @ New Jersey 97 ..... Boston 93  
 05/07/03 ..... @ New Jersey 104 ..... Boston 95  
 05/09/03 ..... New Jersey 94 ..... @ Boston 76  
 05/12/03 ..... New Jersey 110 ..... @ Boston 101 (2OT)

### 2003-04

36-46 .439 -11 4th

#### EASTERN CONFERENCE FIRST ROUND (ELIMINATED 0-4)

04/17/04 ..... @ Indiana 104 ..... Boston 88  
 04/20/04 ..... @ Indiana 103 ..... Boston 90  
 04/23/04 ..... Indiana 108 ..... @ Boston 85  
 04/25/04 ..... Indiana 90 ..... @ Boston 75

### 2004-05

45-37 .549 +2 1st

#### EASTERN CONFERENCE FIRST ROUND (ELIMINATED 3-4)

04/23/05 ..... @ Boston 102 ..... Indiana 82  
 04/25/05 ..... Indiana 82 ..... @ Boston 79  
 04/28/05 ..... @ Indiana 99 ..... Boston 76  
 04/30/05 ..... Boston 110 ..... @ Indiana 79  
 05/03/05 ..... Indiana 90 ..... @ Boston 85  
 05/05/05 ..... Boston 92 ..... @ Indiana 89 (OT)  
 05/07/05 ..... Indiana 97 ..... @ Boston 70

### 2005-06

Not in Playoffs 33-49 .400 -16 3rd

RECORD PCT. GA/GB PLACE

### 2006-07

Not in Playoffs 24-58 .293 -23 5th

### 2007-08

66-16 .805 +25 1st

#### EASTERN CONFERENCE FIRST ROUND (WON 4-3)

04/20/08 ..... @ Boston 104 ..... Atlanta 81  
 04/23/08 ..... @ Boston 96 ..... Atlanta 77  
 04/26/08 ..... @ Atlanta 102 ..... Boston 93  
 04/28/08 ..... @ Atlanta 97 ..... Boston 92  
 04/30/08 ..... @ Boston 110 ..... Atlanta 85  
 05/02/08 ..... @ Atlanta 103 ..... Boston 100  
 05/04/08 ..... @ Boston 99 ..... Atlanta 65

#### EASTERN CONFERENCE SEMIFINALS (WON 4-3)

05/06/08 ..... @ Boston 76 ..... Cleveland 72  
 05/08/08 ..... @ Boston 89 ..... Cleveland 73  
 05/10/08 ..... @ Cleveland 108 ..... Boston 84  
 05/12/08 ..... @ Cleveland 88 ..... Boston 77  
 05/14/08 ..... @ Boston 96 ..... Cleveland 89  
 05/16/08 ..... @ Cleveland 74 ..... Boston 69  
 05/18/08 ..... @ Boston 97 ..... Cleveland 92

#### EASTERN CONFERENCE FINALS (WON 4-2)

05/20/08 ..... @ Boston 88 ..... Detroit 79  
 05/22/08 ..... @ Boston 97 ..... Detroit 103  
 05/24/08 ..... Boston 94 ..... @ Detroit 80  
 05/26/08 ..... @ Detroit 94 ..... Boston 75  
 05/28/08 ..... @ Boston 106 ..... Detroit 102  
 05/30/08 ..... Boston 89 ..... @ Detroit 81

#### NBA FINALS (WON 4-2)

06/05/08 ..... @ Boston 98 ..... Los Angeles 88  
 06/08/08 ..... @ Boston 108 ..... Los Angeles 102  
 06/10/08 ..... @ Los Angeles 87 ..... Boston 81  
 06/12/08 ..... Boston 97 ..... @ Los Angeles 91  
 06/15/08 ..... @ Los Angeles 103 ..... Boston 98  
 06/17/08 ..... @ Boston 131 ..... Los Angeles 92

## SERIES SUMMARY

### BEST OF SEVEN SERIES

RESULTS	W-L
Game 4's	5-6
Game 5's	18-5
Game 6's	18-9
Game 7's	19-5
<b>TOTAL</b>	<b>60-25</b>

### BEST OF SEVEN SERIES (GAME-BY-GAME)

GAME	HOME	ROAD	TOTAL
1	46-12	7-8	53-20
2	36-12	7-18	43-30
3	17-8	16-32	33-40
4	7-8	26-32	33-40
5	39-12	5-10	44-22
6	8-3	19-18	26-21
7	16-3	3-2	19-5
<b>TOTALS</b>	<b>169-58</b>	<b>83-120</b>	<b>251-178</b>

### HOME/AWAY SUMMARY BY TYPE OF SERIES

	HOME	AWAY	TOTAL
Best of 7	169-58	83-120	251-178
Others	35-18	17-24	52-42
<b>TOTALS</b>	<b>204-76</b>	<b>100-144</b>	<b>304-220</b>



## OVERTIME RECORDS

OPPONENT	HOME	AWAY	TOTAL	MULTIPLE OT NOTES
Atlanta	1-1	0-0	1-1	(2) 2 OT Win, Loss (H) (St. Louis)
Charlotte	0-1	0-0	0-1	2 OT Loss (H)
Chicago	1-0	0-0	1-0	2 OT Win (H)
Cleveland	0-1	0-0	0-1	
Dallas	0-0	0-0	0-0	
Denver	0-0	0-0	0-0	
Detroit	1-1	0-1	1-2	2 OT Win (H)
Golden State	0-0	0-0	0-0	
Houston	0-0	0-0	0-0	
Indiana	1-0	1-1	2-1	
LA Clippers	0-0	0-0	0-0	
LA Lakers	3-1	1-0	4-1	
Memphis	0-0	0-0	0-0	
Miami	0-0	0-0	0-0	
Milwaukee	0-1	1-2	1-3	2 OT Loss (H); 2 OT Win (A)
Minnesota	0-0	0-0	0-0	
New Jersey	0-1	0-0	0-1	
New Orleans	0-0	0-0	0-0	
New York	0-1	0-1	0-2	2 OT Loss (H); 2 OT Loss (A)
Orlando	0-0	0-0	0-0	
Philadelphia	3-1	0-0	3-1	4 OT Win (H)
Phoenix	1-0	0-0	1-0	3 OT Win (H)
Portland	0-0	0-0	0-0	
Sacramento	0-0	0-0	0-0	
San Antonio	0-0	0-0	0-0	
Seattle	0-0	0-0	0-0	
Toronto	0-0	0-0	0-0	
Utah	0-0	0-0	0-0	
Washington	1-0	1-1	2-1	2 OT Win (H)
Defunct	0-0	0-0	0-0	
<b>TOTALS</b>	<b>12-9</b>	<b>4-6</b>	<b>16-15</b>	

## MULTIPLE OVERTIMES

2 OT Periods	4-5	1-1	5-6
3 OT Periods	1-0	0-0	1-0
4 OT Periods	1-0	0-0	1-0
<b>TOTALS</b>	<b>6-5</b>	<b>1-1</b>	<b>7-6</b>



# PLAYOFFS

## RECORDS VS. OPPONENTS CHART

SEASON	ATL	CHI	CLE	DAL	DEN	DET	GSW	HOU	IND	LAC	LAL	MEM	MIA	MIL	MIN	NY	ORL	PHI	PHO	POR	SAC	SAN	TOR	UTA	WAS	WHL
1947-48		1-2																								1-2
1948-49																										-
1949-50																										-
1950-51																0-2										0-2
1951-52																1-2										1-2
1952-53																1-3		2-0								3-3
1953-54																2-0		0-4								2-4
1954-55																2-1		1-3								3-4
1955-56																		1-2								1-2
1956-57																		3-0								7-3
1957-58	4-3																	4-3								6-5
1958-59	2-4						4-1				4-0							4-3								8-3
1959-60	4-3						4-2											4-1								8-5
1960-61	4-1																	4-1								8-2
1961-62											4-3															8-6
1962-63											4-2															8-5
1963-64											4-1							4-3			4-3					8-2
1964-65											4-3							4-1			4-1					8-4
1965-66											4-3							4-1			3-2					11-6
1966-67											4-2							4-3								4-5
1967-68						4-2					4-3							4-1								12-7
1968-69						4-3					4-3							4-1								12-6
1969-70																										-
1970-71																										-
1971-72	4-2																									5-6
1972-73	4-2									4-2				4-3												7-6
1973-74																										12-6
1974-75																										6-5
1975-76																										12-6
1976-77																										5-4
1977-78																										-
1978-79																										5-4
1979-80																										12-5
1980-81																										7-5
1981-82																										2-5
1982-83	2-1																									15-8
1983-84																										13-8
1984-85																										15-3
1985-86	4-1																									13-10
1986-87	3-0																									9-8
1987-88	3-0																									0-3
1988-89	4-3																									2-3
1989-90																										5-6
1990-91																										6-4
1991-92																										1-3
1992-93																										-
1993-94																										-
1994-95																										-
1995-96																										-
1996-97																										-
1997-98																										-
1998-99																										-
1999-00																										-
2000-01																										-
2001-02																										-
2002-03																										9-7
2003-04																										4-6
2004-05																										0-4
2005-06																										3-4
2006-07																										0-0
2007-08	4-3																									0-0
TOTALS	36-35	11-2	14-10	0-0	0-0	24-21	16-7	15-5	13-2	8-4	40-27	0-0	0-0	16-11	0-0	2-8	1-3	50-45	4-2	0-0	11-6	2-0	0-0	0-0	9-6	304-220



YEAR	HOME	AWAY
1947	0-0	0-0
1948	1-2	0-0
1949	0-0	0-0
1950	0-0	0-0
1951	0-1	0-1
1952	1-1	0-1
1953	2-1	1-2
1954	1-2	1-2
1955	2-1	1-3
1956	1-1	0-1
1957	5-1	2-2
1958	4-2	2-3
1959	6-0	2-3
1960	5-2	3-3
1961	6-0	2-2
1962	6-2	2-4
1963	4-3	4-2
1964	6-0	2-2
1965	7-0	1-4
1966	5-4	6-2
1967	2-2	2-3
1968	5-4	7-3
1969	7-1	5-5
1970	0-0	0-0
1971	0-0	0-0
1972	4-2	1-4
1973	4-3	3-3
1974	6-3	6-3
1975	5-1	1-4
1976	9-0	3-6
1977	3-1	2-3

YEAR	HOME	AWAY
1978	0-0	0-0
1979	0-0	0-0
1980	3-2	2-2
1981	7-2	5-3
1982	4-3	3-2
1983	2-2	0-3
1984	12-1	3-7
1985	9-2	4-6
1986	10-0	5-3
1987	11-2	2-8
1988	6-3	3-5
1989	0-1	0-2
1990	2-1	0-2
1991	3-3	2-3
1992	4-1	2-3
1993	1-1	0-2
1994	0-0	0-0
1995	0-2	1-1
1996	0-0	0-0
1997	0-0	0-0
1998	0-0	0-0
1999	0-0	0-0
2000	0-0	0-0
2001	0-0	0-0
2002	6-2	3-5
2003	3-2	1-4
2004	0-2	0-2
2005	1-3	2-1
2006	0-0	0-0
2007	0-0	0-0
2008	13-1	3-9

**TOTALS**.....**HOME: 207-76**.....**AWAY: 100-144**.....**OVERALL: 304-220**



### BY YEAR

YEAR/GAMES	PLAYERS AND GAMES STARTED
1978/0	Not in Playoffs
1979/0	Not in Playoffs
1980/9	Archibald 9, Bird 9, Cowens 9, Ford 9, Maxwell 9
1981/17	Archibald 17, Bird 17, Ford 17, Maxwell 17, Parish 17
1982/12	Archibald 8, Bird 12, Carr 12, Henderson 4, Maxwell 12, Parish 12
1983/7	Ainge 7, Bird 6, Henderson 7, Maxwell 7, McHale 1, Parish 7
1984/23	Bird 23, Henderson 23, Johnson 22, Maxwell 23, Parish 23, Wedman 1
1985/21	Ainge 21, Bird 20, Johnson 21, McHale 21, Parish 21, Wedman 1
1986/18	Ainge 18, Bird 18, Johnson 18, McHale 18, Parish 18
1987/23	Ainge 19, Bird 23, Daye 1, Johnson 23, Kite 1, McHale 19, Parish 21, Roberts 4, Sighting 4
1988/17	Ainge 17, Bird 17, Johnson 17, McHale 17, Parish 17
1989/3	Birdsong 1, Gamble 1, Johnson 1, Lewis 3, McHale 3, Parish 3, Shaw 3
1990/5	Bird 5, Johnson 5, Lewis 5, McHale 5, Parish 5
1991/11	Bird 10, Gamble 11, Kleine 1, Lewis 11, McHale 1, Parish 10, Shaw 11
1992/10	Bagley 10, Bird 2, Gamble 10, Lewis 10, Parish 10, Pinckney 8
1993/4	Abdelnaby 4, Brown 3, Douglas 4, Gamble 4, Lewis 1, Parish 4
1994/0	Not in Playoffs
1995/4	Brown 4, Douglas 4, Montross 4, Radja 3, Strong 1, Wilkins 4
1996/0	Not in Playoffs
1997/0	Not in Playoffs
1998/0	Not in Playoffs
1999/0	Not in Playoffs
2000/0	Not in Playoffs
2001/0	Not in Playoffs
2002/16	Anderson 16, Battie 16, Pierce 16, Walker 16, E. Williams 16
2003/10	Battie 10, Delk 10, McCarty 8, Pierce 10, Walker 10, E. Williams 2
2004/4	Atkins 4, Blount 4, McCarty 4, Pierce 4, Welsch 4
2005/7	Allen 3, Davis 2, LaFrentz 7, Payton 7, Pierce 7, Walker 6, West 3
2006/0	Not in Playoffs
2007/0	Not in Playoffs
2008/26	R. Allen 26, Garnett 26, Perkins 25, Pierce 26, Powe 1, Rondo 26

### BY PLAYER

PLAYER	GAMES	PLAYER	GAMES
Abdelnaby	4	Kite	1
Ainge	82	LaFrentz	7
T. Allen	3	Lewis	30
R. Allen	26	Maxwell	68
Anderson	16	McCarty	12
Archibald	34	McHale	85
Atkins	4	Montross	4
Bagley	10	Parish	168
Battie	26	Payton	7
Bird	162	Perkins	25
Birdsong	1	Pierce	37
Blount	4	Pinckney	8
Brown	7	Powe	1
Carr	12	Radja	3
Cowens	9	Roberts	4
Davis	2	Rondo	26
Daye	1	Shaw	14
Delk	10	Sighting	4
Douglas	8	Strong	1
Ford	26	Walker	32
Gamble	26	Wedman	2
Garnett	26	Welsch	4
Henderson	34	West	3
Johnson	107	Wilkins	4
Kleine	1	E. Williams	18



## GAMES

1. John Havlicek	172
2. Kevin McHale	169
3. Robert Parish	168
4. Bill Russell	165
5. Larry Bird	164
6. Sam Jones	154
7. Don Nelson	134
8. Tom Sanders	130
9. Danny Ainge	112
10. Bob Cousy	109
Dennis Johnson	109

## MINUTES

1. Bill Russell	7,497
2. Larry Bird	6,886
3. John Havlicek	6,860
4. Robert Parish	5,849
5. Kevin McHale	5,716
6. Sam Jones	4,654
7. Dennis Johnson	4,258
8. Bob Cousy	4,140
9. Dave Cowens	3,768
10. JoJo White	3,428

## POINTS

1. Larry Bird	3,897
2. John Havlicek	3,776
3. Kevin McHale	3,182
4. Sam Jones	2,909
5. Robert Parish	2,683
6. Bill Russell	2,673
7. Tom Heinsohn	2,058
8. Bob Cousy	2,018
9. Dennis Johnson	1,802
10. JoJo White	1,720

## AVG POINTS (25 GAME MIN.)

1. Larry Bird	23.8
2. PAUL PIERCE	22.5
3. John Havlicek	22.0
4. JoJo White	21.5
5. Tom Heinsohn	19.8
6. Antoine Walker	19.6
7. Dave Cowens	18.9
Sam Jones	18.9
9. Kevin McHale	18.8
10. Bill Sharman	18.5
Bob Cousy	18.5

## FG ATTEMPTS

1. John Havlicek	3,329
2. Larry Bird	3,090
3. Sam Jones	2,571
4. Bill Russell	2,335
5. Kevin McHale	2,145
6. Robert Parish	2,113
7. Tom Heinsohn	2,035
8. Bob Cousy	2,016
9. JoJo White	1,629
10. Dave Cowens	1,627

## FG MADE

1. Larry Bird	1,458
2. John Havlicek	1,451
3. Kevin McHale	1,204
4. Sam Jones	1,149
5. Robert Parish	1,073
6. Bill Russell	1,003
7. Tom Heinsohn	818
8. Dave Cowens	733
9. JoJo White	732
10. Bob Cousy	689

## FG % (400 ATTEMPTS)

1. Kevin McHale	.561 (1204-2145)
2. Cedric Maxwell	.546 (356-652)
3. Reggie Lewis	.510 (293-575)
4. Robert Parish	.508 (1073-2113)
5. Don Nelson	.500 (554-1109)
6. Bailey Howell	.498 (306-615)
7. Larry Bird	.472 (1458-3090)
8. Don Chaney	.467 (194-415)
9. Danny Ainge	.465 (479-1030)
10. Dave Cowens	.451 (733-1627)

## FT ATTEMPTS

1. Bill Russell	1,106
2. John Havlicek	1,046
3. Larry Bird	1,012
4. Kevin McHale	972
5. Bob Cousy	799
6. Sam Jones	753
7. Robert Parish	739
8. Tom Heinsohn	568
9. PAUL PIERCE	550
10. Dennis Johnson	520

## FT MADE

1. Larry Bird	901
2. John Havlicek	874
3. Kevin McHale	766
4. Bill Russell	667
5. Bob Cousy	640
6. Sam Jones	611
7. Robert Parish	537
8. PAUL PIERCE	448
9. Dennis Johnson	436
10. Tom Heinsohn	422

## FT % (200 ATTEMPTS)

1. Bill Sharman	.911 (370-406)
2. Larry Bird	.890 (901-1012)
3. Dennis Johnson	.838 (436-520)
4. John Havlicek	.836 (874-1046)
5. Larry Siegfried	.834 (256-307)
6. Danny Ainge	.829 (175-211)
7. JoJo White	.828 (256-309)
8. Frank Ramsey	.826 (393-476)
9. Don Nelson	.819 (385-470)
10. PAUL PIERCE	.815 (448-550)

## ASSISTS

1. Larry Bird	1,062
2. Bob Cousy	937
3. John Havlicek	825
4. Bill Russell	770
5. Dennis Johnson	739
6. Danny Ainge	489
7. JoJo White	452
8. K.C. Jones	396
9. Sam Jones	358
10. Dave Cowens	333

## REBOUNDS

1. Bill Russell	4,104
2. Larry Bird	1,683
3. Robert Parish	1,649
4. Dave Cowens	1,285
5. Kevin McHale	1,253
6. John Havlicek	1,186
7. Tom Heinsohn	954
8. Tom Sanders	763
Paul Silas	763
10. Sam Jones	718

## PERSONAL FOULS

1. Kevin McHale	571
Robert Parish	571
3. Bill Russell	546
4. John Havlicek	517
5. Tom Sanders	508
6. Larry Bird	466
7. Tom Heinsohn	417
8. Dave Cowens	398
9. Sam Jones	395
10. Frank Ramsey	362

## DISQUALIFICATIONS

1. Tom Sanders	26
2. Robert Parish	15
Dave Cowens	15
4. Charlie Scott	14
Tom Heinsohn	14
6. Frank Ramsey	13
7. Bailey Howell	11
8. John Havlicek	9
Bob Donham	9
10. Bill Russell	8
Jim Loscutoff	8
Bob Brannum	8
Kevin McHale	8



### CELTICS

#### SCORING:

54	John Havlicek at Atlanta	04/01/73
51	Sam Jones at New York	03/28/67
50	Bob Cousy vs. Syracuse	03/21/53
47	Sam Jones vs. Cincinnati	04/10/63

#### FIELD GOALS MADE:

24	John Havlicek at Atlanta	04/01/73
19	Sam Jones at New York	03/28/67

#### FREE THROWS MADE:

30	Bob Cousy vs. Syracuse	03/21/53	****
21	Paul Pierce at Indiana	04/19/03	
20	Bob Cousy vs. Syracuse	03/17/54	*

#### ASSISTS:

19	Bob Cousy at Minneapolis	04/07/59
19	Bob Cousy vs. St. Louis	04/09/57
18	Bob Cousy vs. Syracuse	03/18/59

#### REBOUNDS:

40	Bill Russell vs. Philadelphia	03/23/58	
40	Bill Russell vs. St. Louis	03/29/60	
40	Bill Russell vs. Los Angeles	04/18/62	*
39	Bill Russell vs. Philadelphia	04/19/60	
39	Bill Russell vs. Syracuse	03/23/61	
38	Bill Russell vs. St. Louis	04/11/61	
38	Bill Russell vs. Los Angeles	04/16/63	

#### STEALS:

7	Dennis Johnson vs. Atlanta	04/29/86
---	----------------------------	----------

#### BLOCKS:

7	Robert Parish vs. Philadelphia	05/09/82
---	--------------------------------	----------

\* Overtime

\*\* Two Overtimes

\*\*\*\* Four Overtimes

### OPPONENTS

#### SCORING:

63	Michael Jordan/Chicago at Boston	04/20/86	**
61	Elgin Baylor/Los Angeles at Boston	04/14/62	
53	Jerry West/at Los Angeles	04/23/69	
50	Bob Pettit/at St. Louis	04/12/58	
50	Wilt Chamberlain/Phi at Boston	03/22/60	
49	Michael Jordan/Chicago at Boston	04/17/86	
46	Wilt Chamberlain/at Philadelphia	04/12/66	

#### FIELD GOALS MADE:

22	Michael Jordan/Chicago at Boston	04/20/86
22	Elgin Baylor/Los Angeles at Boston	04/14/62
22	Wilt Chamberlain/Phi at Boston	03/22/60
21	Bob McAdoo/at Buffalo	04/06/74
19	Dominique Wilkins/Atlanta at Boston	05/22/88
19	Jerry West/at Los Angeles	04/22/66
19	Bob Pettit/at St. Louis	04/12/58

#### FREE THROWS MADE:

21	Oscar Robertson/Cincinnati at Boston	04/10/63
19	Allen Iverson/at Philadelphia	04/28/02
19	Michael Jordan/Chicago at Boston	04/20/86
19	Bob Pettit/St. Louis at Boston	04/09/58

#### ASSISTS:

22	Glenn Rivers/at Atlanta	05/16/88
21	Magic Johnson/at Los Angeles	06/03/84
20	Magic Johnson/at Los Angeles	06/04/87
19	Magic Johnson/at Los Angeles	06/14/87

#### REBOUNDS:

41	Wilt Chamberlain/at Philadelphia	04/05/67
39	Wilt Chamberlain/at Philadelphia	04/06/65
38	Wilt Chamberlain/at San Francisco	04/24/64
37	Wilt Chamberlain/Phi at Boston	04/08/65

#### STEALS:

7	Patrick Ewing/at New York	05/04/90
---	---------------------------	----------

#### BLOCKS:

8	Hakeem Olajuwon/at Houston	06/05/86
---	----------------------------	----------

### NBA FINALS ONLY

#### BOSTON SCORING:

43	John Havlicek/at Los Angeles	04/25/69
40	John Havlicek/at Los Angeles	05/02/68

#### OPPONENTS SCORING:

61	Elgin Baylor/Los Angeles at Boston	04/14/62
53	Jerry West/at Los Angeles	04/23/69
50	Bob Pettit/at St. Louis	04/12/58
45	Jerry West/at Los Angeles	04/22/66
45	Jerry West/Los Angeles at Boston	04/19/65
43	Jerry West/at Los Angeles	04/21/65
43	Elgin Baylor/at Los Angeles	04/21/63

42	Jerry West/at Los Angeles	05/05/69
42	Jerry West/at Los Angeles	04/17/63
41	Jerry West/Los Angeles at Boston	04/25/69
41	Elgin Baylor/Los Angeles at Boston	04/24/66
41	Jerry West/Los Angeles at Boston	04/17/66
41	Elgin Baylor/Los Angeles at Boston	04/18/62
40	Jerry West/Los Angeles at Boston	04/29/69
40	Jerry West/Los Angeles at Boston	04/08/62
40	Bob Pettit/at St. Louis	04/09/61
40	Cliff Hagan/St. Louis at Boston	04/05/61



## CELTICS

## POINTS AT HOME:

157	vs. New York	157-128	04/28/90
148	vs. Los Angeles	148-114	05/27/85
142	vs. Los Angeles	142-110	04/18/65
142	vs. Cincinnati	142-131	04/10/63

## POINTS ON ROAD:

138	at Milwaukee	138-137 (2OT)	05/10/87
138	at Houston	138-121	04/14/80
135	at Detroit	135-110	03/28/58

## MARGIN OF VICTORY AT HOME:

40	vs. Philadelphia	121-81	05/02/89
39	vs. Los Angeles	131-92	06/17/08
34	vs. St. Louis	129-95	04/02/61
34	vs. Detroit	133-99	04/28/85
34	vs. Los Angeles	148-114	05/27/85

## MARGIN OF VICTORY ON ROAD:

32	at Detroit	115-83	05/07/91
31	at Indiana	110-79	04/30/05
25	at Detroit	135-110	03/28/68

## OPPONENTS

## POINTS AT HOME:

145	at Detroit	145-119	05/24/87
141	at Los Angeles	141-122	06/04/87
140	at Philadelphia	140-116	04/11/67

## POINTS ON ROAD:

135	Cincinnati	135-132	03/28/63
133	Los Angeles	133-129 (OT)	04/17/66
131	Cincinnati	131-142	04/10/63
131	Chicago	131-135 (2OT)	04/20/86

## MARGIN OF VICTORY AT HOME:

47	at Orlando	124-77	04/28/95
33	at Los Angeles	137-104	06/03/85
33	at New York	129-96	04/18/73
30	at Charlotte	119-89	05/03/93

## MARGIN OF VICTORY ON ROAD:

27	Indiana	97-70	05/07/05
22	New York	116-94	04/13/72
21	Philadelphia	128-107	03/22/60
21	Milwaukee	116-95	04/27/83

## BY QUARTERS/HALVES

Most Points For, Quarter	46	vs. St. Louis	03/27/60
	46	vs. Detroit	03/24/68
Least Points For, Quarter	9	vs. Milwaukee	04/29/83
Most Points Against, Quarter	47	at LA Lakers	06/03/84
Least Points Against, Quarter	6	vs. Atlanta	05/06/86
Most Points For, Half	79	vs. LA Lakers	05/27/85
Least Points For, Half	29	vs. Detroit	05/10/02
Most Points Against, Half	83	at Detroit	05/24/87
Least Points Against, Half	27	vs. Philadelphia	05/21/82
Least Points in OT, Quarter	0	at Indiana	04/29/03



## MOST POINTS

Game	54	John Havlicek vs. Atlanta	04/01/73
Half	30	Larry Bird vs. Detroit	04/30/85
	30	John Havlicek vs. Atlanta	04/01/73
Quarter	24	Larry Bird vs. Atlanta	05/11/88
Overtime	12	Bob Cousy at Syracuse	03/17/54

## MOST FIELD GOALS MADE

Game	24	John Havlicek vs. Atlanta	04/01/73
Half	14	John Havlicek vs. Atlanta	04/01/73
Quarter	10	Larry Bird vs. Atlanta	05/11/88

## MOST FIELD GOALS ATTEMPTED

Game	36	John Havlicek vs. Atlanta	04/01/73
Half	21	Larry Bird vs. Detroit	05/08/85
Quarter	13	Dave Cowens vs. Buffalo	03/30/74

## MOST FREE THROWS MADE

Game	30	Bob Cousy vs. Syracuse	03/21/53
Half	12	Larry Bird vs. Detroit	04/30/85
Quarter	9	Frank Ramsey vs. Minneapolis	04/04/59
Consecutive	56	Bill Sharman	03/18/59 - 04/09/59

## MOST FREE THROWS ATTEMPTED

Game	32	Bob Cousy vs. Syracuse	03/21/53
Half	15	Bill Russell vs. St. Louis	04/11/61
Quarter	10	Frank Ramsey vs. Minneapolis	04/04/59

## MOST REBOUNDS

Game	40	Bill Russell vs. Los Angeles	04/18/62
	40	Bill Russell vs. St. Louis	03/29/60
	40	Bill Russell vs. Philadelphia	03/23/58
Half	25	Bill Russell vs. Los Angeles	04/18/62
	25	Bill Russell vs. St. Louis	03/29/60
Quarter	19	Bill Russell vs. Los Angeles	04/18/62

## MOST ASSISTS

Game	19	Bob Cousy at Minneapolis (St. Paul)	04/07/59
	19	Bob Cousy vs. St. Louis	04/09/57
Half	11	Larry Bird vs. New York	04/28/90
	11	Dennis Johnson vs. Los Angeles	06/07/85
	11	John Havlicek vs. Philadelphia	04/24/77
	11	Bob Cousy vs. Cincinnati	04/10/63
Quarter	8	John Havlicek vs. Philadelphia	04/24/77
	8	Bob Cousy vs. St. Louis	04/09/57



**MOST PERSONAL FOULS**

Game	6	Many players	
Half	6	Frank Ramsey vs. Syracuse	04/01/59
	6	Gene Conley vs. Syracuse	03/22/59
Quarter	5	Robert Parish at Chicago	04/28/87
	5	Greg Kite at Houston	06/01/86

**THREE-POINT FIELD GOALS MADE**

Game	8	Paul Pierce vs. Philadelphia	05/03/02
Game, no misses	4	Scott Wedman vs. Los Angeles	05/27/85
Half	7	Antoine Walker	04/28/02
Quarter	6	Antoine Walker	04/28/02

**THREE-POINT FIELD GOALS ATTEMPTED**

Game	13	Antoine Walker at Philadelphia	04/28/02
------	----	--------------------------------	----------

**MOST STEALS**

Game	7	Dennis Johnson vs. Atlanta	04/29/86
------	---	----------------------------	----------

**MOST BLOCKS**

Game	7	Robert Parish vs. Philadelphia	05/09/82
------	---	--------------------------------	----------

**MOST TURNOVERS**

Game	10	Larry Bird vs. Chicago	04/07/81
------	----	------------------------	----------

**MOST MINUTES**

Game	66	Bob Cousy vs. Syracuse	03/21/53
------	----	------------------------	----------

**HIGHEST FIELD GOAL PERCENTAGE**

Game	1.000	Scott Wedman vs. Los Angeles (11-for-11)	05/27/85
------	-------	--	----------



### MOST POINTS

Game	157	vs. New York	04/28/90
Half	83	vs. New York	04/28/90
Quarter	46	vs. Detroit	03/24/68
	46	vs. St. Louis	03/27/60

### MOST FIELD GOALS MADE

Game	63	vs. New York	04/28/90
Half	34	vs. New York	04/28/90
Quarter	21	vs. Los Angeles	04/18/65

### MOST FIELD GOALS ATTEMPTED

Game	140	vs. Syracuse	03/18/59
Half	77	vs. Philadelphia	03/22/60
Quarter	42	vs. Philadelphia	03/22/60

### MOST FREE THROWS MADE

Game	57	vs. Syracuse	03/21/53
Half	21	vs. Cleveland	04/25/85
Quarter	15	vs. Cleveland	04/25/85

### MOST FREE THROWS ATTEMPTED

Game	64	vs. Syracuse	03/21/53
Half	30	vs. St. Louis	04/09/58
Quarter	18	vs. Los Angeles	04/18/62

### MOST REBOUNDS

Game	107	vs. Philadelphia	03/19/60
Half	60	vs. Philadelphia	03/19/60
Quarter	31	vs. Syracuse	03/23/61
	31	vs. Philadelphia	03/19/60

### MOST ASSISTS

Game	46	vs. New York	04/28/90
Half	28	vs. New York	04/28/90
Quarter	15	vs. New York	04/28/90

### MOST PERSONAL FOULS

Game	52	vs. Syracuse	03/21/53
Half	21	vs. Cincinnati	03/28/63
Quarter	11	vs. Los Angeles	04/17/66

### MOST DISQUALIFICATIONS

Game	5	vs. Syracuse	03/21/53
------	---	--------------	----------



**MOST CONSECUTIVE WINS**

7 .....vs. three teams.....05/06/86-05/29/86

**MOST CONSECUTIVE LOSSES**

5 .....vs./at Detroit .....06/01/88-05/02/89

**THREE-POINT FIELD GOALS MADE**

Game .....19 .....vs. Philadelphia .....05/03/02

**THREE-POINT FIELD GOALS ATTEMPTED**

Game .....30 .....vs. New Jersey.....05/31/02

30 .....at Philadelphia .....04/28/02

**MOST STEALS**

Game .....18 .....vs. Los Angeles Lakers .....06/17/08

15 .....vs. Houston.....05/26/86

15 .....vs. Atlanta .....04/29/86

15 .....at Los Angeles .....06/06/84

15 .....vs. New York.....05/09/84

**MOST BLOCKS**

Game .....15 .....at Washington.....05/01/82

**FEWEST TURNOVERS**

Game .....5 .....vs. Philadelphia .....05/03/02

5 .....at Detroit .....05/13/91

5 .....vs. Chicago .....04/26/87

**HIGHEST FIELD GOAL PERCENTAGE**

Game ..... .670 .....vs. New York (63-94).....04/28/90



NBA





ADMIN

PLAYERS

FACILITIES

MEDIA

COMMUNITY

SEASON

TRADITION

PLAYOFFS

NBA





**LEAGUE OFFICE**

**NATIONAL BASKETBALL ASSOCIATION, NBA ENTERTAINMENT  
WOMEN'S NATIONAL BASKETBALL ASSOCIATION**

**NEW YORK**

Olympic Tower  
645 Fifth Avenue  
New York, NY 10022  
Telephone: 212-407-8000  
Fax: 212-832-3861

477 Madison Avenue  
New York, NY 10022  
Telephone: 212-407-8700  
Fax: 212-759-1412

**NEW JERSEY**

450 Harmon Meadow Boulevard  
Secaucus, NJ 07094  
Telephone: 201-865-1500  
Fax: 201-865-2626

100 Plaza Drive  
Secaucus, NJ 07094  
Telephone: 201-865-1500  
Fax: 201-974-5973

**LOS ANGELES**

900 Wilshire Boulevard  
Suite 310  
Santa Monica, CA 90401  
Telephone: 310-899-0483  
Fax: 310-899-0596



**INTERNATIONAL OFFICES**

**EUROPE**

**HEADQUARTERS - NBA UK LTD**  
125 Kensington High Street  
London, W8 5SF, UK  
Telephone: 011-44-203-170-7023

**FRANCE**

18 rue Pasquier  
75008 Paris, France  
Telephone: +33 1 78 41 44 41  
Fax: +33 1 78 41 43 27

**SPAIN**

c/Gobelas, 17  
28023, Madrid, Spain  
Telephone: +34 911517101  
Fax: +34 911517120

**TURKEY**

Astoria Is Merkezi  
Buyukdere Cad. No:127 A Kule K:9  
Esentepe 34394, Istanbul, Turkey  
Telephone: +90 212 340 7600  
Fax: +90 212 340 7601

**LATIN AMERICA**

American Airlines Arena  
601 Biscayne Boulevard  
Miami, FL 33132  
Telephone: (305) 269-4100  
Fax: (305) 269-4139

**MEXICO**

Jose Maria Castorena 324  
Suite #206-207  
Col. Cuajimalpa, Mexico, D.F. C.P. 05000  
Telephone: 011-5255-813-6699/7000  
Fax: 011-5255-812-7464

**CANADA**

40 Bay Street, Suite 400  
Toronto, Ontario  
Canada M5J 2X2

**ASIA/PACIFIC**

**HONG KONG**

1207 Man Yee Building  
68 Des Voeux Road Central  
Central Hong Kong  
Telephone: 852-2843-9600  
Fax: 852-2536-4808

**JAPAN**

Aioi Insurance Shinjuku Bldg.,  
14th Floor  
3-25-03 Yoyogi, Shibuya-ku  
Tokyo, Japan 151-0053  
Telephone: 813-5351-2411  
Fax: 813-3251-2470

**TAIWAN**

Suite 1303, No. 88, Section 2,  
Chung Hsiao East Road  
Taipei, Taiwan ROC  
Telephone: 886-2-2358-1900  
Fax: 886-2-2358-1098

**KOREA**

18th Floor, Kyoung Am Building  
157-27, Samsung-dong, Kangnam-gu  
Seoul Korea 135-090  
Telephone: 822 3450-1675  
Fax: 822 3450-1510

**CHINA - BEIJING**

19th Floor, Office Tower 2,  
China Central Place,  
No. 79 Jianguo Road,  
Chaoyang District,  
Beijing 100025, China  
Telephone: (86)10-5200-8200  
Fax: (86)10-5200-8202

**CHINA - SHANGHAI**

Unit 2703-08, 27/F,  
Tower, 2, Plaza 66  
1366 Nanjing West Road  
Shanghai 200040, China  
Telephone: (86)21-6137-2200  
Fax: (86)-21-6288-9920

**RETAIL**

**NBA STORE**

666 Fifth Avenue  
New York, NY 10103  
Telephone: 212-515-6221  
Fax: 212-515-6249

**NBA CITY**

6068 Universal Boulevard  
Orlando, FL 32819  
Telephone: 407-363-5919  
Fax: 407-370-3178

600 First Avenue North  
Minneapolis, MN 55403-1416  
Telephone: 612-767-2960





## LEAGUE OFFICE



## NBA DEVELOPMENT LEAGUE

477 Madison Avenue, 3rd Floor • New York, NY 10022 • 212-407-8700

www.nba.com/dleague

(864) 248-1100 • Fax: (864) 248-1102

VP Communications: Larry Berger

## TEAMS

**ALBUQUERQUE THUNDERBIRDS**111 Lomas NW Blvd.,  
Suite 240  
Albuquerque, NM 87102  
Tel: (505) 265-3865  
Fax: (505) 268-2752

Arena: Tingley Coliseum

Media Relations Contact: Megan Brewer

NBA Affiliations: Dallas, Miami

**ANAHEIM ARSENAL**198 W. Cerritos Ave., Bldg. 5  
Anaheim, CA 92805  
Tel: (714) 635-2255  
Fax: (714) 635-4611

Arena: Anaheim Arena and Convention Center

Media Relations Contacts: Julius De La Cruz, Greg Mundweil

NBA Affiliations: Atlanta, Los Angeles Clippers

**AUSTIN TOROS**7800 Shoal Creek Blvd., Suite 115W  
Austin, TX 78757  
Arena: Austin Convention Center  
Tel: (512) 236-8333  
Fax: (512) 236-8444

Media Relations Contact: Perri Travillion

NBA Affiliations: San Antonio

**BAKERSFIELD JAM**1400 Norris Road  
Bakersfield, CA 93308  
Tel: (661) 716-4526  
Fax: (661) 322-7069

Arena: Rabobank Arena

Media Relations Contacts: Vance Palm

NBA Affiliations: Golden State, Orlando

**COLORADO 14ers**11450 Broomfield Lane  
Broomfield, CO 80021  
Tel: (303) 460-8800  
Fax: (303) 280-5155

Arena: Broomfield Event Center

Media Relations Contact: Erin Pahl

NBA Affiliations: Denver, New Jersey

**DAKOTA WIZARDS**919 South 7th St., Suite 501  
Bismarck, ND 58504  
Tel: (701) 258-2255  
Fax: (701) 255-7967

Arena: Bismarck Civic Center

Media Relations Contact: Mike Offerdahl

NBA Affiliations: Memphis, Washington

**ERIE BAYHAWKS**110 East 8th Street  
Erie, PA 16501  
Tel: (814) 790-5600  
Fax: (814) 790-5608

Arena: Tullio Arena

Media Relations Contact: Jeff Johns

NBA Affiliations: Cleveland, Philadelphia

**FORT WAYNE MUD ANTS**1910 St. Joe Center Rd., Suite 61  
Fort Wayne, IN 46825  
Tel: (260) 469-4667  
Fax: (260) 469-4674

Arena: Allen County War Memorial Coliseum

Media Relations Contact: Heidi Busch

NBA Affiliations: Detroit, Indiana, Milwaukee

**IDAHO STAMPEDE**233 South Capitol Blvd., Suite 100  
Boise, ID 83702  
Tel: (208) 388-4667  
Fax: (208) 388-3845

Arena: Qwest Arena

Media Relations Contact: Jinny Giery

NBA Affiliations: Portland, Toronto

**IOWA ENERGY**833 5th Avenue  
Des Moines, IA 50309  
Tel: (515) 462-2849  
Fax: (515) 564-8551

Arena: Wells Fargo Arena

Media Relations Contact: Katie Mahnke

NBA Affiliations: Chicago, Phoenix

**LOS ANGELES D-FENDERS**555 N. Nash Street  
El Segundo, CA 90245  
Tel: (310) 426-6031  
Fax: (310) 426-6105

Arena: Staples Center

Media Relations Contact: David Caldes

NBA Affiliations: Los Angeles Lakers

**RENO BIGHORNS**300 North Center Street  
Reno, NV 89501  
Tel: 775-284-2622  
Fax: 775-284-8622

Arena: Reno Events Center

Media Relations Contact: April Clark, Tony Funderburg

NBA Affiliations: New York, Sacramento

**RIO GRANDE VALLEY VIPERS**6400 N. 10th St., Suite C  
McAllen, TX 78504  
Tel: (888) 748-6223  
Fax: (956) 972-1150

Arena: Dodge Arena

Media Relations Contact: Bert Garcia

NBA Affiliations: Houston, New Orleans

**SIOUX FALLS SKYFORCE**2131 South Minnesota Avenue  
Sioux Falls, SD 57105  
Tel: (605) 332-0605  
Fax: (605) 332-2305

Arena: Sioux Falls Arena

Media Relations Contact: Brett Hansen

NBA Affiliations: Charlotte, Minnesota

**TULSA 66ers**10441 South Regal Blvd.  
Tulsa, OK 74133  
Tel: (918) 585-8444  
Fax: (918) 398-6930

Arena: SpiritBank Event Center

Media Relations Contact: Jim Brylewski

NBA Affiliations: Oklahoma City

**UTAH FLASH**5255 N Edgewood Dr., Suite 165  
Provo, UT 84604  
Tel: (801) 434-4667  
Fax: (801) 705-1823

Arena: McKay Events Center

Media Relations Contact: Kent Partridge

NBA Affiliations: Boston, Utah

## NBA KEY DATES

## 2008-2009

October 27 Rosters set for opening day, 6 p.m. ET  
 October 28 Start of the 2008-09 NBA Regular Season  
 January 5 10-day contracts may now be signed  
 January 10 All player contracts are guaranteed for the remainder of the season  
 February 15 2009 NBA All-Star Game (Phoenix, AZ)  
 February 19 Trading Deadline, 3 p.m. ET  
 April 8-11 Portsmouth Invitational Tournament (Portsmouth, VA)  
 April 15 2008-09 NBA Regular Season ends

April 16 Rosters set for 2009 NBA Playoffs, 3 p.m. ET  
 April 18 2009 NBA Playoffs begin  
 April 26 NBA Early Entry Eligibility Deadline (11:59 p.m. ET)  
 May 19 NBA Draft Lottery  
 June 5 2009 NBA Finals start date (possible move-up to June 3)  
 June 15 NBA Draft Early Entry Entrant Withdrawal Deadline (5:00 p.m. ET)  
 June 18 NBA Finals latest possible end date  
 June 25 2009 NBA Draft (WaMu Theater at Madison Square Garden, New York, NY)





**ATLANTA HAWKS**  
 Philips Arena (18,729)  
 Centennial Tower, 101 Marietta Street,  
 Suite 1900, Atlanta, GA 30303  
 404-878-3800 • fax 404-827-4229

**2007-08 RESULTS**

Boston won 3-0 (Celtics were 2-0 at TD Banknorth Garden)  
 11/09/07 Atlanta 83 @ Boston 106  
 03/02/08 Atlanta 88 @ Boston 98  
 04/12/08 Boston 99 @ Atlanta 89

**2008-09 MATCHUPS**

11/12/08 Atlanta @ Boston  
 12/17/08 Boston @ Atlanta  
 03/27/09 Boston @ Atlanta  
 04/03/09 Atlanta @ Boston

**DIRECTORY**

**HEAD COACH:** .....Mike Woodson  
**ASSISTANT COACHES:** .....Larry Drew, Bob Bender, Jim Todd, Tyrone Hill  
**ATHLETIC TRAINER:** .....Wally Blase  
**PUBLIC AND MEDIA RELATIONS:** .....Arthur Triche, Jon Steinberg, Jason Roose  
**TELEVISION:** .....FSN South/Turner South. Broadcasters: Bob Rathbun, Steve Smith  
**RADIO:** .....WQXI/Sports Radio 790 The Zone. Broadcasters: Steve Holman, Dennis Scott

**2007-2008 SEASON SERIES (3-0) BOSTON VS. ATLANTA**

PLAYER	G-GS	MIN	FG-FGA	PCT	3FG-FGA	PCT	FT-FTA	PCT	OFF	DEF	TOT	AST	PF-DQ	STL	TO	BLK	PTS	AVG	HI
Garnett	3-3	103	30-48	.625	0-1	.000	11-12	.917	7	34	41	13	7-0	3	12	3	71	23.7	27
Pierce	3-3	99	21-41	.512	4-11	.364	21-23	.913	4	11	15	7	5-0	2	9	2	67	22.3	30
Cassell (TOT)	2-1	56	13-27	.481	3-5	.600	5-6	.833	1	4	5	10	7-0	2	3	0	34	17.0	20
Cassell (BOS)	1-0	26	8-15	.533	3-5	.600	1-2	.500	0	1	1	5	2-0	1	0	0	20	20.0	20
R. Allen	3-3	106	18-30	.600	6-12	.500	3-4	.750	3	4	7	5	9-0	3	3	1	45	15.0	17
House	2-0	43	9-19	.474	5-11	.455	1-2	.500	0	4	4	9	4-0	1	2	0	24	12.0	19
Perkins	3-3	84	6-9	.667	0-0	---	7-11	.636	6	17	23	8	12-1	2	7	9	19	6.3	11
Davis	3-0	44	6-13	.462	0-0	---	5-6	.833	4	10	14	3	8-0	1	2	1	17	5.7	8
Rondo	3-3	84	7-25	.280	0-1	.000	3-3	1.000	1	3	4	20	4-0	6	2	0	17	5.7	6
Pruitt	1-0	3	2-2	1.000	0-0	---	0-0	---	0	0	0	1	0-0	0	0	0	4	4.0	4
T. Allen	3-0	37	3-10	.300	0-0	---	5-6	.833	1	0	1	1	6-0	1	3	0	11	3.7	7
Posey	2-0	40	1-3	.333	0-2	.000	3-4	.750	0	5	5	3	4-0	3	0	1	5	2.5	3
Powe	2-0	14	1-6	.167	0-0	---	1-2	.500	1	3	4	1	1-0	1	1	0	3	1.5	2
Brown	1-0	19	0-2	.000	0-0	---	0-0	---	1	3	4	0	1-0	0	1	2	0	0.0	0
Scalabrino	1-0	18	0-0	---	0-0	---	0-0	---	0	3	3	1	2-0	0	1	0	0	0.0	0
<b>CELTICS</b>	<b>3</b>	<b>720</b>	<b>112-223</b>	<b>.502</b>	<b>18-43</b>	<b>.419</b>	<b>61-75</b>	<b>.813</b>	<b>28</b>	<b>98</b>	<b>126</b>	<b>77</b>	<b>65-1</b>	<b>24</b>	<b>46</b>	<b>19</b>	<b>303</b>	<b>101.0</b>	<b>106</b>
<b>HAWKS</b>	<b>3</b>	<b>720</b>	<b>97-232</b>	<b>.418</b>	<b>12-45</b>	<b>.267</b>	<b>54-77</b>	<b>.701</b>	<b>37</b>	<b>76</b>	<b>113</b>	<b>59</b>	<b>63-1</b>	<b>19</b>	<b>46</b>	<b>18</b>	<b>260</b>	<b>86.7</b>	<b>89</b>

**2007-2008 SEASON SERIES (0-3) ATLANTA VS. BOSTON**

PLAYER	G-GS	MIN	FG-FGA	PCT	3FG-FGA	PCT	FT-FTA	PCT	OFF	DEF	TOT	AST	PF-DQ	STL	TO	BLK	PTS	AVG	HI
Horford	3-3	117	18-33	.545	0-0	---	11-16	.688	13	16	29	3	6-0	3	5	3	47	15.7	17
Smith	3-3	100	19-50	.380	1-4	.250	8-14	.571	8	12	20	9	15-1	2	10	9	47	15.7	22
J. Johnson	3-3	123	16-51	.314	3-16	.188	11-14	.786	3	8	11	16	8-0	8	9	1	46	15.3	21
Bibby (TOT)	2-2	75	11-33	.333	6-19	.316	2-2	1.000	2	10	12	16	2-0	3	7	0	30	15.0	16
Bibby (ATL)	2-2	75	11-33	.333	6-19	.316	2-2	1.000	2	10	12	16	2-0	3	7	0	30	15.0	16
M. Williams	3-3	79	12-21	.571	0-0	---	9-12	.750	2	9	11	2	10-0	1	3	2	33	11.0	14
Lue	1-0	19	3-7	.429	1-1	1.000	2-2	1.000	0	2	2	1	3-0	0	0	0	9	9.0	9
Childress	3-0	97	9-19	.474	1-2	.500	5-9	.556	5	10	15	2	5-0	0	4	1	24	8.0	12
Law	1-1	26	3-5	.600	0-0	---	1-1	1.000	1	1	2	5	1-0	1	2	0	7	7.0	7
Stoudamire	3-0	26	4-8	.500	0-3	.000	3-4	.750	0	2	2	3	2-0	0	1	0	11	3.7	6
Pachulia	2-0	31	2-5	.400	0-0	---	1-1	1.000	3	3	6	2	6-0	1	1	0	5	2.5	3
S. Williams	1-0	9	0-0	---	0-0	---	1-2	.500	0	2	2	0	2-0	0	1	0	1	1.0	1
Jones	3-0	11	0-0	---	0-0	---	0-0	---	0	0	0	0	2-0	0	0	2	0	0.0	0
Richardson (TOT)	1-0	1	0-0	---	0-0	---	0-0	---	0	0	0	0	0-0	0	0	0	0	0.0	0
Richardson (ATL)	1-0	1	0-0	---	0-0	---	0-0	---	0	0	0	0	0-0	0	0	0	0	0.0	0
West	2-0	6	0-0	---	0-0	---	0-0	---	0	1	1	0	1-0	0	3	0	0	0.0	0
<b>HAWKS</b>	<b>3</b>	<b>720</b>	<b>97-232</b>	<b>.418</b>	<b>12-45</b>	<b>.267</b>	<b>54-77</b>	<b>.701</b>	<b>37</b>	<b>76</b>	<b>113</b>	<b>59</b>	<b>63-1</b>	<b>19</b>	<b>46</b>	<b>18</b>	<b>260</b>	<b>86.7</b>	<b>89</b>
<b>CELTICS</b>	<b>3</b>	<b>720</b>	<b>112-223</b>	<b>.502</b>	<b>18-43</b>	<b>.419</b>	<b>61-75</b>	<b>.813</b>	<b>28</b>	<b>98</b>	<b>126</b>	<b>77</b>	<b>65-1</b>	<b>24</b>	<b>46</b>	<b>19</b>	<b>303</b>	<b>101.0</b>	<b>106</b>





## CELTICS VS. HAWKS GAME-BY-GAME RESULTS (SINCE 1960-61)

Date	H/A	W/L	Celtics	Opp	Date	H/A	W/L	Celtics	Opp	Date	H/A	W/L	Celtics	Opp	Date	H/A	W/L	Celtics	Opp
11/16/60	H	W	124	106	3/13/67	N	L	122	123	11/24/79	A	W	106	101	11/30/91	A	L	102	129
11/29/60	A	W	119	109	10/25/67	H	W	118	104	12/5/79	H	L	92	120	2/28/92	A	L	90	102
12/21/60	H	W	120	108	11/4/67	A	L	104	111	1/11/80	H	W	108	93	3/29/92	H	W	117	93
12/28/60	A	L	99	105	12/27/67	A	L	113	116	2/26/80	N	W	108	97	11/21/92	A	L	107	116
1/8/61	A	L	104	133	1/17/68	H	W	114	102	3/14/80	A	L	87	88	11/23/92	N	L	97	101
1/18/61	H	L	114	125	1/25/68	N	L	93	105	10/14/80	A	L	116	122	1/20/93	H	W	121	106
1/31/61	A	W	109	103	2/7/68	H	W	102	101	11/5/80	H	W	104	87	2/26/93	A	W	110	99
2/5/61	H	W	123	121	2/17/68	A	W	113	99	12/3/80	H	W	106	101	11/30/93	A	L	114	122
2/25/61	A	W	122	109	11/3/68	A	W	123	103	12/27/80	A	W	112	107	12/22/93	H	L	103	108
3/1/61	H	L	97	110	12/28/68	A	L	97	110	2/27/81	A	W	132	102	3/20/94	H	L	80	101
11/14/61	A	W	119	117	1/28/69	H	W	108	96	3/18/81	H	L	97	108	4/6/94	A	L	107	111
11/22/61	H	W	141	121	2/7/69	H	L	107	109	11/28/81	A	W	98	90	11/15/94	A	L	94	110
12/16/61	H	W	130	113	2/14/69*	A	L	101	104	12/11/81	N	W	94	86	12/7/94	H	W	93	80
12/28/61	A	W	117	109	2/28/69	H	W	122	120	12/12/81	A	L	97	108	1/21/95	A	L	84	89
1/2/62	N	W	143	124	10/24/69	H	L	110	122	1/13/82	H	W	116	95	3/12/95	H	L	98	104
1/24/62	H	L	123	135	11/5/69	A	L	120	128	3/17/82	H	W	113	109	12/10/95	H	L	103	108
2/6/62	A	W	129	114	11/28/69	H	L	105	130	4/2/82	A	W	110	107	1/13/96	A	L	105	108
3/2/62	A	L	120	138	12/20/69	A	L	106	122	10/30/82	A	W	112	97	3/31/96	H	L	92	93
3/4/62	H	W	123	120	1/7/70	H	L	106	112	12/1/82	H	W	122	97	4/2/96	A	L	89	109
10/30/62	A	L	97	98	2/15/70	A	L	125	146	12/18/82*	A	W	107	103	11/13/96	H	W	103	85
11/21/62	H	W	115	106	10/24/70	A	W	113	109	2/6/83	H	L	111	116	12/3/96	A	L	95	105
11/24/62	A	L	95	97	11/13/70	H	L	114	116	3/23/83	H	W	114	102	1/25/97	A	L	90	95
12/12/62	H	W	111	98	1/3/71	A	W	140	128	4/5/83	A	W	117	95	3/9/97	H	L	90	114
12/29/62	A	L	100	102	1/15/71	H	W	134	123	11/25/83	H	W	109	102	1/23/98	A	L	89	95
1/24/63	N	W	111	109	2/10/71	A	L	102	114	12/10/83	A	W	104	87	3/11/98	H	L	105	110
1/25/63	H	W	113	98	2/26/71*	H	W	136	129	12/21/83	H	W	107	96	3/15/98	A	L	77	93
2/16/63	A	W	114	94	10/22/71	A	W	115	108	3/17/84	A	W	103	88	3/17/99	A	L	85	99
11/9/63	A	W	113	91	10/25/71	H	W	136	116	3/30/84	H	W	105	96	4/14/99	H	L	70	77
11/11/63	H	W	116	110	11/28/71	H	W	130	108	12/9/84	H	W	128	127	4/22/99	A	L	94	106
12/11/63	H	W	104	95	1/15/72	A	W	122	106	12/15/84	A	W	101	94	11/27/99	A	L	84	94
12/28/63	A	W	107	100	10/17/72	A	W	119	115	1/12/85	A	W	119	111	12/22/99	H	W	98	81
1/21/64	A	L	114	116	1/5/73	A	W	126	108	3/1/85	H	L	105	114	3/17/00	A	W	114	90
1/23/64	N	W	110	104	1/12/73	H	W	133	109	3/12/85	A	W	126	115	4/10/00	H	W	99	94
1/24/64	H	W	119	99	2/2/73	H	L	99	100	11/7/85	H	W	109	105	11/7/00	H	W	106	99
2/4/64	N	W	113	101	3/23/73	H	W	124	108	11/30/85	A	W	102	97	1/2/01	A	L	81	92
2/22/64	A	L	83	95	3/27/73	A	W	117	110	12/10/85	N	W	114	110	1/23/01	H	W	83	82
10/28/64	A	W	119	117	11/3/73	A	W	122	109	1/10/86	H	W	115	108	3/27/01*	A	W	115	112
11/18/64	H	W	100	97	12/7/73	H	W	116	112	1/18/86*	A	W	125	122	11/7/01	A	L	103	112
11/26/64	A	L	98	110	1/13/74	A	W	128	105	3/14/86	A	W	121	114	11/21/01	H	L	85	92
12/15/64	N	W	124	109	1/18/74	H	W	98	94	11/19/86	H	W	111	107	1/12/02	A	W	115	91
12/19/64	A	W	115	105	2/24/74	N	W	111	96	11/22/86	A	L	96	97	4/17/02	H	W	89	81
12/26/64	A	W	97	84	3/20/74	A	L	89	99	1/23/87	H	W	126	106	11/22/02**	H	W	105	98
1/6/65	H	W	138	106	10/25/74	H	W	116	109	2/3/87*	A	L	123	126	11/23/02	A	W	109	99
2/7/65	H	W	121	114	11/2/74	A	W	126	125	2/27/87	A	L	105	115	1/15/03	H	W	86	66
2/18/65	N	W	119	109	12/14/74*	A	W	92	90	4/19/87	H	W	118	107	12/23/03	A	L	88	93
2/28/65	A	W	108	102	1/8/75	H	W	104	96	11/25/87	H	W	117	102	2/6/04	H	L	96	100
10/23/65	A	L	110	120	11/17/75	N	L	91	100	12/1/87	A	L	106	120	4/10/04	A	L	99	110
11/11/65	H	W	87	83	11/28/75	H	W	114	107	1/22/88	H	W	124	106	4/14/04	H	W	137	132
12/4/65	A	W	100	94	12/6/75	A	W	111	104	1/26/88	A	W	102	97	1/14/05	H	W	106	94
12/7/65	N	W	112	96	1/28/76	H	W	110	99	3/13/88	H	W	117	100	1/22/05	A	L	96	100
1/1/66	A	L	98	100	3/4/76	A	L	98	103	4/22/88	A	L	106	133	3/9/05	H	W	95	91
2/4/66	H	W	117	95	11/17/76	H	W	104	91	11/26/88	A	L	91	104	4/1/05	A	W	116	100
2/24/66	H	W	134	106	12/18/76	A	W	117	110	12/7/88	H	L	103	106	11/23/05	A	L	117	120
3/1/66	A	W	120	95	3/18/77	H	W	98	96	3/1/89	H	W	104	90	1/6/06	H	L	98	103
3/4/66	N	L	112	132	3/23/77	A	W	103	96	4/13/89	A	L	118	132	1/10/06	A	W	98	94
3/7/66	N	W	106	104	10/25/77	N	W	110	103	11/10/89	H	W	117	106	1/15/07	A	L	96	100
11/12/66	A	L	92	115	11/16/77	H	W	131	105	11/25/89	A	L	100	108	1/24/07	H	L	76	82
11/23/66	H	W	123	103	11/29/77	A	L	101	108	3/13/90	A	W	112	100	3/14/07	H	W	109	88
11/24/66	A	W	101	78	2/28/78	A	L	85	117	3/23/90	H	W	101	98	4/10/07	A	L	96	104
12/15/66	N	L	114	116	10/18/78	A	W	116	99	12/23/90	H	W	132	104	11/9/07	H	W	106	83
12/23/66	H	W	114	103	11/10/78	H	L	103	115	12/28/90	A	L	114	131	3/2/08	H	W	98	88
12/29/66	A	W	112	110	12/22/78	H	W	124	105	3/19/91	A	L	92	104	4/12/08	A	W	99	89
2/3/67	H	L	113	131	2/6/79	A	L	101	104	4/21/91	H	L	105	117					
2/26/67	A	W	130	119	10/27/79	A	W	100	95	11/8/91	H	L	95	100					

\* Overtime  
\*\* Double-overtime

**HAWKS:** Tri-Cities Blackhawks 1949-51; Milwaukee Hawks 1951-55; St. Louis Hawks 1955-68; Atlanta Hawks 1968-present.

## ALL-TIME SERIES

Boston leads 210-126 (Celtics are 112-35 at home)

**CURRENT STREAK:** Three Celtics wins

**LARGEST CELTICS WIN:** 32 points; 138-106 on 01/06/65 @ Boston

**LARGEST HAWKS WIN:** 32 points; 117-85 on 02/28/78 @ Atlanta





**CHARLOTTE BOBCATS**

Time Warner Cable Arena (19,077)  
 333 E. Trade Street, Charlotte, NC 28202  
 704-688-8600 • fax 704-688-7600

**2007-08 RESULTS**

Boston won 3-1 (Celtics were 1-1 at TD Banknorth Garden)

- 11/24/07 Boston 98 @ Charlotte 95
- 01/09/08 Charlotte 95 @ Boston 83
- 02/29/08 Charlotte 100 @ Boston 108
- 04/05/08 Boston 101 @ Charlotte 78

**2008-09 MATCHUPS**

- 11/29/08 Boston @ Charlotte
- 01/06/09 Boston @ Charlotte
- 04/01/09 Charlotte @ Boston

**DIRECTORY**

**HEAD COACH:**.....Larry Brown  
**ASSISTANT COACHES:**.....Dave Hanners, Herb Brown, Jeff Capel, Phil Ford  
**ATHLETIC TRAINER:**.....Steve Stricker  
**PUBLIC AND MEDIA RELATIONS:**.....B.J. Evans, Josh Rosen, Gerard Littlejohn  
**BROADCAST TELEVISION:**.....FSN South (Cable), WMYT (MYTV 12). Broadcasters: Steve Martin, Henry Williams, Stephanie Ready  
**RADIO:**.....WNMX (Mix 106.1FM). Broadcaster: Scott Laver, Muggsy Bogues

**2007-2008 SEASON SERIES (3-1) BOSTON VS. CHARLOTTE**

PLAYER	G-GS	MIN	FG-FGA	PCT	3FG-FGA	PCT	FT-FTA	PCT	OFF	DEF	TOT	AST	PF-DO	STL	TO	BLK	PTS	AVG	HI
Garnett	3-3	103	25-41	.610	0-0	---	14-17	.824	9	19	28	12	10-0	4	4	5	64	21.3	24
R. Allen	2-2	79	11-29	.379	6-13	.462	9-9	1.000	3	6	9	7	4-0	1	4	0	37	18.5	23
Pierce	3-3	116	17-48	.354	4-18	.222	11-15	.733	0	14	14	13	8-0	4	7	1	49	16.3	23
Powe	2-1	41	8-13	.615	0-0	---	15-16	.938	5	8	13	1	3-0	2	1	0	31	15.5	22
Cassell (TOT)	2-1	58	9-21	.429	0-2	.000	7-7	1.000	1	7	8	8	3-0	2	7	1	25	12.5	17
Cassell (BOS)	1-0	20	2-9	.222	0-2	.000	4-4	1.000	1	3	4	1	2-0	1	2	1	8	8.0	8
Posey	4-1	117	17-34	.500	10-20	.500	5-5	1.000	1	14	15	9	9-0	0	2	1	49	12.3	19
Perkins	4-4	104	16-26	.615	0-0	---	4-8	.500	11	17	28	4	11-0	4	11	6	36	9.0	19
Rondo	4-4	130	16-39	.410	0-1	.000	2-3	.667	7	15	22	27	11-0	6	14	0	34	8.5	13
Davis	2-0	38	7-15	.467	0-0	---	2-6	.333	4	8	12	0	5-0	2	1	1	16	8.0	9
House	4-0	80	11-34	.324	5-18	.278	2-2	1.000	2	6	8	6	5-0	4	6	0	29	7.3	16
T. Allen	3-2	55	5-14	.357	0-1	.000	9-10	.900	0	3	3	2	6-0	2	4	1	19	6.3	12
Brown	1-0	19	1-2	.500	0-0	---	2-4	.500	0	5	5	2	2-0	1	1	2	4	4.0	4
Pollard	2-0	21	0-1	.000	0-0	---	5-6	.833	0	3	3	0	2-0	0	1	2	5	2.5	5
Scalabrino	3-0	38	3-8	.375	0-1	.000	1-2	.500	3	5	8	4	2-0	2	1	0	7	2.3	4
Pruitt	1-0	1	0-1	.000	0-0	---	0-0	---	0	0	0	0	0-0	0	0	0	0	0.0	0
<b>CELTICS</b>	<b>4</b>	<b>960</b>	<b>139-314</b>	<b>.443</b>	<b>25-74</b>	<b>.338</b>	<b>85-107</b>	<b>.794</b>	<b>46</b>	<b>126</b>	<b>172</b>	<b>88</b>	<b>80-0</b>	<b>33</b>	<b>61</b>	<b>20</b>	<b>388</b>	<b>97.0</b>	<b>108</b>
<b>BOBCATS</b>	<b>4</b>	<b>960</b>	<b>141-314</b>	<b>.449</b>	<b>26-64</b>	<b>.406</b>	<b>60-82</b>	<b>.732</b>	<b>39</b>	<b>123</b>	<b>162</b>	<b>81</b>	<b>84-0</b>	<b>24</b>	<b>62</b>	<b>16</b>	<b>368</b>	<b>92.0</b>	<b>100</b>

**2007-2008 SEASON SERIES (1-3) CHARLOTTE VS. BOSTON**

PLAYER	G-GS	MIN	FG-FGA	PCT	3FG-FGA	PCT	FT-FTA	PCT	OFF	DEF	TOT	AST	PF-DO	STL	TO	BLK	PTS	AVG	HI
Richardson	4-4	157	37-77	.481	12-31	.387	12-17	.706	2	23	25	14	7-0	5	8	1	98	24.5	34
Felton	4-4	165	24-62	.387	5-11	.455	14-15	.933	3	16	19	37	11-0	3	14	0	67	16.8	22
Wallace	1-1	45	6-15	.400	1-5	.200	2-2	1.000	1	9	10	4	3-0	2	3	2	15	15.0	15
Okafor	4-4	126	22-46	.478	0-0	---	7-17	.412	4	23	27	3	10-0	4	9	7	51	12.8	17
Mohammed (TOT)	3-1	70	13-23	.565	0-0	---	4-9	.444	9	14	23	1	11-0	1	4	1	30	10.0	18
Mohammed (CHA)	3-1	70	13-23	.565	0-0	---	4-9	.444	9	14	23	1	11-0	1	4	1	30	10.0	18
Boykins	2-0	44	6-12	.500	1-2	.500	4-4	1.000	2	2	4	5	1-0	0	1	0	17	8.5	15
Dudley	4-1	102	12-21	.571	1-2	.500	5-5	1.000	10	12	22	8	13-0	4	4	1	30	7.5	11
Brezec	1-1	26	3-4	.750	0-0	---	1-1	1.000	2	2	4	0	4-0	0	2	1	7	7.0	7
Carroll	4-2	97	8-22	.364	6-9	.667	6-6	1.000	2	9	11	3	8-0	2	3	2	28	7.0	16
Davidson	3-1	42	5-16	.313	0-0	---	2-2	1.000	1	9	10	2	7-0	2	2	1	12	4.0	4
McInnis	2-1	57	4-9	.444	0-1	.000	0-0	---	1	2	3	4	5-0	0	2	0	8	4.0	4
Herrmann	1-0	9	1-2	.500	0-1	.000	0-0	---	0	1	1	0	0-0	0	0	0	2	2.0	2
Hollins	3-0	16	0-1	.000	0-0	---	3-4	.750	2	0	2	0	4-0	1	3	0	3	1.0	2
Anderson	1-0	6	0-4	.000	0-2	.000	0-0	---	0	1	1	0	0-0	0	0	0	0	0.0	0
<b>BOBCATS</b>	<b>4</b>	<b>960</b>	<b>141-314</b>	<b>.449</b>	<b>26-64</b>	<b>.406</b>	<b>60-82</b>	<b>.732</b>	<b>39</b>	<b>123</b>	<b>162</b>	<b>81</b>	<b>84-0</b>	<b>24</b>	<b>62</b>	<b>16</b>	<b>368</b>	<b>92.0</b>	<b>100</b>
<b>CELTICS</b>	<b>4</b>	<b>960</b>	<b>139-314</b>	<b>.443</b>	<b>25-74</b>	<b>.338</b>	<b>85-107</b>	<b>.794</b>	<b>46</b>	<b>126</b>	<b>172</b>	<b>88</b>	<b>80-0</b>	<b>33</b>	<b>61</b>	<b>20</b>	<b>388</b>	<b>97.0</b>	<b>108</b>





## CELTICS VS. BOBCATS GAME-BY-GAME RESULTS

Date	H/A	W/L	Celtics	Opp
11/12/04	H	W	91	74
1/25/05	A	W	97	92
3/4/05	H	W	104	84
3/14/05	A	W	119	110
11/5/05*	A	L	105	107
11/25/05	H	W	90	89
1/4/06	H	W	109	106
11/8/06*	H	W	110	108
11/22/06	A	L	83	92
12/16/06	A	W	106	100
3/21/07	H	L	84	92
11/24/07	A	W	96	95
1/9/08	H	L	83	95
2/29/08	H	W	108	100
4/5/08	A	W	101	78

\* Overtime  
\*\* Double-overtime

## ALL-TIME SERIES

Boston leads 11-4 (Celtics are 6-2 at home)

**CURRENT STREAK:** Two Celtics wins

**LARGEST CELTICS WIN:** 23 points; 101-78 on 04/05/08 @ Charlotte

**LARGEST BOBCATS WIN:** 12 points; 95-83 on 01/09/08 @ Boston



# CHICAGO BULLS



**CHICAGO BULLS**

United Center (21,711)  
 1901 West Madison Street, Chicago, IL 60612  
 312-455-4000 • fax 312-455-4198

## 2007-08 RESULTS

Boston won 4-0 (Celtics were 2-0 at TD Banknorth Garden)

- 12/08/07 Boston 92 @ Chicago 81
- 12/21/07 Chicago 82 @ Boston 107
- 03/07/08 Chicago 93 @ Boston 116
- 04/01/08 Boston 106 @ Chicago 92

## 2008-09 MATCHUPS

- 10/31/08 Chicago @ Boston
- 12/19/08 Chicago @ Boston
- 03/17/09 Boston @ Chicago

## DIRECTORY

**HEAD COACH:** ..... Vinny Del Negro  
**ASSISTANT COACHES:** ..... Del Harris, Bernie Bickerstaff, Bob Ociepka, Pete Myers, Mike Wilhelm  
**ATHLETIC TRAINER:** ..... Fred Tedeschi  
**PUBLIC & MEDIA RELATIONS:** ..... Tim Hallam, Sebrina Brewster, Matt Yob, Shaun Hickombottom  
**BROADCAST TELEVISION:** ..... WGN (Ch. 9), WCIU (Ch. 26). Broadcasters: Johnny "Red" Kerr, Stacey King, Neil Funk  
 Comcast SportsNet Chicago. Broadcasters: Johnny "Red" Kerr, Stacey King, Neil Funk  
**RADIO:** ..... WCKG (105.9FM). Broadcasters: Bill Wennington, Chuck Swirsky

## 2007-2008 SEASON SERIES (4-0) BOSTON VS. CHICAGO

PLAYER	G-GS	MIN	FG-FGA	PCT	3FG-FGA	PCT	FT-FTA	PCT	OFF	DEF	TOT	AST	PF-DQ	STL	TO	BLK	PTS	AVG	HI
R. Allen	4-4	142	21-51	.412	13-27	.481	17-18	.944	5	9	14	16	12-0	4	11	2	72	18.0	22
Pierce	4-4	126	19-40	.475	10-19	.526	23-26	.885	1	15	16	17	12-0	5	15	1	71	17.8	22
Garnett	4-4	119	26-43	.605	0-0	---	12-12	1.000	6	25	31	10	11-0	5	6	11	64	16.0	20
Rondo	4-4	134	21-37	.568	0-1	.000	8-12	.667	3	19	22	25	9-0	5	11	0	50	12.5	18
Posey	4-0	89	12-29	.414	9-26	.346	9-9	1.000	2	19	21	5	11-0	2	5	2	42	10.5	11
Perkins	4-4	82	12-18	.667	0-0	---	10-15	.667	6	21	27	4	12-0	0	5	5	34	8.5	14
Cassell (TOT)	3-0	55	6-20	.300	2-4	.500	9-13	.692	0	5	5	8	1-0	2	5	0	23	7.7	10
Cassell (BOS)	1-0	14	1-4	.250	1-1	1.000	3-4	.750	0	1	1	0	1-0	0	1	0	6	6.0	6
Powe	3-0	37	4-11	.364	0-0	---	12-14	.857	6	4	10	0	5-0	0	3	3	20	6.7	10
T. Allen	4-0	69	5-18	.278	1-4	.250	8-11	.727	2	9	11	5	6-0	5	8	0	19	4.8	12
Davis	4-0	62	6-8	.750	0-0	---	7-11	.636	4	12	16	1	9-0	4	3	4	19	4.8	8
House	4-0	59	6-19	.316	4-12	.333	2-2	1.000	1	13	14	11	2-0	2	7	1	18	4.5	8
Brown	1-0	6	1-2	.500	0-0	---	1-1	1.000	2	4	6	0	2-0	1	2	0	3	3.0	3
Scalabrino	2-0	16	1-4	.250	1-2	.500	0-0	---	0	2	2	2	2-0	0	1	1	3	1.5	3
Pollard	1-0	5	0-0	---	0-0	---	0-0	---	0	0	0	0	4-0	0	0	0	0	0.0	0
<b>CELTICS</b>	<b>4</b>	<b>960</b>	<b>135-284</b>	<b>.475</b>	<b>39-92</b>	<b>.424</b>	<b>112-135</b>	<b>.830</b>	<b>38</b>	<b>153</b>	<b>191</b>	<b>94</b>	<b>98-0</b>	<b>33</b>	<b>82</b>	<b>30</b>	<b>421</b>	<b>105.3</b>	<b>116</b>
<b>BULLS</b>	<b>4</b>	<b>960</b>	<b>115-319</b>	<b>.361</b>	<b>21-67</b>	<b>.313</b>	<b>97-127</b>	<b>.764</b>	<b>46</b>	<b>99</b>	<b>145</b>	<b>77</b>	<b>96-1</b>	<b>42</b>	<b>61</b>	<b>19</b>	<b>348</b>	<b>87.0</b>	<b>93</b>

## 2007-2008 SEASON SERIES (0-4) CHICAGO VS. BOSTON

PLAYER	G-GS	MIN	FG-FGA	PCT	3FG-FGA	PCT	FT-FTA	PCT	OFF	DEF	TOT	AST	PF-DQ	STL	TO	BLK	PTS	AVG	HI
Thomas	2-1	53	11-21	.524	0-0	---	9-11	.818	4	12	16	2	9-0	1	5	1	31	15.5	24
Gordon	4-2	118	19-56	.339	8-20	.400	15-18	.833	1	4	5	7	11-0	5	4	2	61	15.3	20
Nocioni	4-1	84	17-42	.405	5-21	.238	12-13	.923	4	8	12	3	14-1	3	6	3	51	12.8	19
Hughes (TOT)	3-3	93	10-34	.294	2-8	.250	14-15	.933	1	4	5	9	4-0	9	5	2	36	12.0	18
Hughes (CHI)	2-2	58	4-21	.190	1-6	.167	9-10	.900	0	2	2	3	3-0	7	4	1	18	9.0	16
Deng	4-4	134	16-48	.333	0-0	---	14-22	.636	5	12	17	14	6-0	5	7	1	46	11.5	15
Gooden (TOT)	4-4	109	18-35	.514	0-0	---	5-11	.455	9	23	32	3	11-0	0	8	3	41	10.3	24
Gooden (CHI)	1-1	15	1-4	.250	0-0	---	1-2	.500	2	2	4	2	2-0	0	0	1	3	3.0	3
Gray	3-0	53	11-21	.524	0-0	---	6-8	.750	8	7	15	3	10-0	3	5	3	28	9.3	14
Wallace	1-1	41	3-7	.429	0-0	---	2-3	.667	4	10	14	3	3-0	0	1	2	8	8.0	8
Hinrich	4-4	116	10-28	.357	5-10	.500	5-6	.833	1	10	11	16	13-0	5	8	2	30	7.5	16
Duhon	4-0	85	7-17	.412	2-9	.222	10-12	.833	3	5	8	11	4-0	2	4	0	26	6.5	11
Smith	2-2	39	5-12	.417	0-0	---	2-2	1.000	2	3	5	2	4-0	1	0	0	12	6.0	10
Noah	4-2	94	7-19	.368	0-0	---	7-12	.583	9	13	22	5	8-0	6	9	1	21	5.3	10
Brown (TOT)	2-0	10	2-6	.333	1-2	.500	2-4	.500	0	1	1	0	1-0	1	2	1	7	3.5	5
Brown (CHI)	1-0	5	0-2	.000	0-0	---	2-4	.500	0	1	1	0	0-0	0	2	1	2	2.0	2
Khryapa	1-0	12	0-5	.000	0-0	---	3-4	.750	1	3	4	1	3-0	1	0	0	3	3.0	3
Griffin	1-0	7	1-4	.250	0-0	---	0-0	---	1	1	2	1	0-0	1	0	0	2	2.0	2
Sefolosha	3-0	42	3-10	.300	0-1	.000	0-0	---	1	5	6	4	5-0	2	4	1	6	2.0	4
Nichols (TOT)	1-0	4	0-3	.000	0-1	.000	0-0	---	0	1	1	0	0-0	0	1	0	0	0.0	0
Simmons (TOT)	1-0	5	0-2	.000	0-0	---	0-0	---	0	1	1	0	1-0	0	1	0	0	0.0	0
Simmons (CHI)	1-0	5	0-2	.000	0-0	---	0-0	---	0	1	1	0	1-0	0	1	0	0	0.0	0
<b>BULLS</b>	<b>4</b>	<b>960</b>	<b>115-319</b>	<b>.361</b>	<b>21-67</b>	<b>.313</b>	<b>97-127</b>	<b>.764</b>	<b>46</b>	<b>99</b>	<b>145</b>	<b>77</b>	<b>96-1</b>	<b>42</b>	<b>61</b>	<b>19</b>	<b>348</b>	<b>87.0</b>	<b>93</b>
<b>CELTICS</b>	<b>4</b>	<b>960</b>	<b>135-284</b>	<b>.475</b>	<b>39-92</b>	<b>.424</b>	<b>112-135</b>	<b>.830</b>	<b>38</b>	<b>153</b>	<b>191</b>	<b>94</b>	<b>98-0</b>	<b>33</b>	<b>82</b>	<b>30</b>	<b>421</b>	<b>105.3</b>	<b>116</b>





## CELTICS VS. BULLS GAME-BY-GAME RESULTS

Date	H/A	W/L	Celtics	Opp	Date	H/A	W/L	Celtics	Opp	Date	H/A	W/L	Celtics	Opp
10/27/66	N	W	123	100	1/16/80	H	W	114	104	12/5/92	A	L	89	96
11/3/66	N	W	137	108	1/29/80	A	W	103	99	1/18/93	A	L	93	103
11/8/66	A	W	112	101	11/9/80	H	W	111	105	4/4/93	H	L	89	101
12/10/66	H	W	125	110	11/18/80	A	W	113	112	11/13/93	A	W	98	97
12/30/66	A	W	110	106	12/13/80	A	W	106	95	12/15/93	H	L	98	108
1/13/67	H	W	122	102	12/17/80	H	W	115	98	3/16/94	H	L	100	101
1/17/67	A	W	109	101	1/9/81*	H	W	117	111	4/22/94**	A	W	104	94
3/2/67	N	W	114	108	1/29/81	A	L	85	108	12/3/94	A	L	109	125
3/7/67	A	L	114	117	11/4/81	H	W	115	93	12/28/94	H	L	97	105
10/14/67	H	W	105	90	11/17/81	A	W	98	95	3/22/95	H	L	107	124
11/9/67	A	W	107	93	1/6/82	H	L	102	116	3/30/95	A	L	82	100
1/2/68	A	L	84	95	3/23/82	A	W	110	103	11/4/95	A	L	85	107
1/31/68	H	W	118	109	4/4/82	H	W	114	112	12/18/95	H	L	114	123
3/1/68	H	W	94	87	4/13/82	A	L	115	120	3/2/96	A	L	75	107
3/7/68	A	L	112	118	12/22/82	H	W	140	131	11/1/96	H	L	98	107
10/19/68	A	W	106	96	1/21/83	A	W	117	106	11/9/96	A	L	92	104
10/29/68	N	L	97	103	1/31/83	H	W	110	104	3/11/97	H	L	106	117
12/21/68	A	W	102	94	3/26/83	A	L	108	118	4/1/97	A	L	106	111
1/22/69	A	L	94	95	4/15/83	H	L	117	120	10/31/97	H	W	92	85
3/2/69	H	W	99	92	11/12/83	A	W	116	101	12/3/97	H	L	87	97
3/19/69	H	W	104	92	12/6/83	A	W	118	105	1/6/98	A	L	79	90
11/8/69	A	L	87	103	1/31/84	A	W	106	83	3/23/98	A	L	88	111
11/19/69	H	W	122	106	3/2/84	H	W	104	100	3/21/99*	H	L	92	95
12/6/69*	A	L	114	116	4/8/84	H	W	117	110	4/11/99	H	W	87	81
12/23/69	H	W	117	112	11/15/84	A	W	125	105	4/23/99	A	W	100	71
2/3/70	N	W	93	85	12/22/84	A	L	85	110	11/13/99	A	L	91	92
3/13/70	A	L	113	134	1/9/85	H	W	111	108	1/8/00	A	L	79	96
11/21/70	A	L	107	110	2/5/85	A	W	110	106	3/10/00	H	W	104	74
12/5/70	A	W	101	97	2/22/85	N	W	115	105	4/14/00	H	W	106	91
2/7/71	H	W	104	96	3/6/85	H	L	107	104	12/13/00	H	L	86	104
2/9/71	A	W	90	88	12/15/85	H	W	109	104	3/25/01	H	W	102	98
3/14/71	H	W	117	104	12/17/85	A	L	108	116	3/29/01	A	W	106	104
11/20/71	A	L	106	123	1/30/86	A	W	101	91	11/2/01	H	W	96	82
12/11/71	H	L	99	115	3/5/86	H	W	108	97	12/8/01	A	L	84	87
12/14/71	A	W	116	108	3/21/86	H	W	126	105	12/14/01	H	W	107	101
1/12/72	H	W	113	112	11/14/86	A	W	110	98	4/8/02	A	L	100	105
2/2/72	H	W	124	100	1/2/87	H	W	113	99	10/30/02	H	L	96	99
10/14/72	A	W	96	88	1/27/87	A	W	105	97	11/6/02	A	W	91	69
12/29/72	H	L	99	106	1/28/87	H	W	132	103	11/27/02	H	W	92	82
2/13/73	A	W	105	101	3/27/87	A	W	111	106	12/16/02	A	L	83	94
3/21/73	H	W	106	105	4/17/87	H	W	108	105	11/12/03	H	L	82	89
12/1/73	H	W	120	98	11/23/87	H	L	102	107	1/3/04	A	W	88	77
12/8/73	A	L	95	112	1/12/88	A	W	104	97	2/12/04	A	L	87	107
1/9/74	H	W	106	89	3/18/88	A	L	103	113	1/8/05	A	L	91	102
2/5/74	A	L	98	100	3/20/88	H	W	137	107	1/19/05	H	W	92	83
10/30/74	H	L	104	105	4/21/88	H	W	126	119	1/29/05	A	W	101	97
12/10/74	A	W	107	89	4/24/88	A	L	108	115	3/25/05	H	L	86	94
3/11/75*	A	W	121	115	11/9/88	H	L	104	110	12/2/05	H	L	102	106
3/28/75	H	W	97	92	12/6/88	A	L	105	100	12/27/05	A	L	86	118
11/1/75	A	L	82	84	1/15/89	A	L	104	110	3/26/06	H	L	97	101
12/3/75	H	L	106	109	3/8/89	H	W	104	95	4/1/06	A	L	94	100
1/17/76	A	W	94	92	11/4/89	A	W	102	100	12/04/06	A	L	82	100
3/24/76	H	W	94	87	3/4/90	H	L	114	118	3/11/07	H	L	78	94
12/3/76*	H	W	115	109	4/17/90	A	L	105	111	3/13/07	A	L	87	95
12/11/76	A	L	76	84	4/20/90	H	W	120	116	12/8/07	A	W	92	81
3/15/77	A	L	96	107	11/6/90	A	W	110	108	12/21/07	H	W	107	82
3/30/77	N	W	90	88	11/9/90	H	L	100	120	3/7/08	H	W	116	93
11/30/77	H	W	98	92	2/26/91	A	L	99	129	4/1/08	A	W	106	92
12/30/77	A	L	97	102	3/31/91**	H	W	135	132					
3/24/78	H	L	96	97	11/6/91	H	L	113	132					
4/4/78	A	L	104	116	12/25/91	A	L	99	121					
11/7/78	H	W	118	112	3/11/92	A	L	85	119					
1/23/79	A	L	90	100	4/5/92	H	W	97	86					
3/30/79	H	L	105	121	12/2/92	H	W	101	96					

\* Overtime  
\*\* Double-overtime

## ALL-TIME SERIES

Boston leads 105-83 (Celtics are 58-31 at home)

**CURRENT STREAK:** Four Celtics wins

**LARGEST CELTICS WIN:** 30 points; 137-107 on 03/20/88 @ Boston & 104-74 on 03/10/00 @ Boston

**LARGEST BULLS WIN:** 34 points; 119-85 on 03/11/92 @ Chicago





**CLEVELAND CAVALIERS**

Quicken Loans Arena (20,562)  
 One Center Court, Cleveland, OH 44115  
 216-420-2000 • fax 216-420-2298

**2007-08 RESULTS**

Series tied 2-2 (Celtics were 2-0 at TD Banknorth Garden)

- 11/27/07 Boston 104 @ Cleveland 109 (OT)
- 12/02/07 Cleveland 70 @ Boston 80
- 02/05/08 Boston 113 @ Cleveland 114
- 02/27/08 Cleveland 87 @ Boston 92

**2008-09 MATCHUPS**

- 10/28/08 Cleveland @ Boston
- 01/09/09 Boston @ Cleveland
- 03/06/09 Cleveland @ Boston
- 04/12/09 Boston @ Cleveland

**DIRECTORY**

**HEAD COACH:** .....Mike Brown  
**ASSISTANT COACHES:** .....Hank Egan, Melvin Hunt, Michael Malone, Chris Jent, John Keuster  
**ATHLETIC TRAINER:** .....Max Benton  
**PUBLIC AND MEDIA RELATIONS:** .....Tad Carper, Amanda Mercado, Garin Narain, Tora Vinci, Bruce Wimbish  
**BROADCAST TELEVISION:** .....FSN Ohio. Broadcasters: Fred McLeod, Austin Carr  
**RADIO:** .....WTAM (1100AM). Broadcaster: Joe Tait

**2007-2008 SEASON SERIES (2-2) BOSTON VS. CLEVELAND**

PLAYER	G-GS	MIN	FG-FGA	PCT	3FG-FGA	PCT	FT-FTA	PCT	OFF	DEF	TOT	AST	PF-DQ	STL	TO	BLK	PTS	AVG	HI
R. Allen	4-4	162	33-64	.516	12-29	.414	17-22	.773	5	15	20	14	6-0	6	11	1	95	23.8	29
Garnett	3-3	103	18-40	.450	0-0	---	10-13	.769	2	22	24	13	10-0	6	4	5	46	15.3	19
Pierce	4-4	149	19-51	.373	4-16	.250	12-15	.800	1	13	14	16	15-0	6	15	0	54	13.5	19
Rondo	4-4	141	17-37	.459	0-0	---	9-15	.600	5	19	24	17	7-0	7	10	1	43	10.8	20
Davis	4-0	64	13-16	.813	0-0	---	9-11	.818	9	5	14	1	14-1	1	3	1	35	8.8	9
Perkins	4-4	110	11-18	.611	0-0	---	13-19	.684	7	11	18	8	12-0	3	7	4	35	8.8	12
T. Allen	2-0	38	6-16	.375	1-2	.500	4-5	.800	3	6	9	1	5-0	1	3	0	17	8.5	14
Posey	4-0	92	8-20	.400	5-12	.417	3-4	.750	0	18	18	4	12-0	3	4	0	24	6.0	11
Powe	3-0	26	6-10	.600	0-0	---	6-7	.857	1	5	6	0	6-0	0	2	0	18	6.0	13
House	4-0	64	5-16	.313	2-8	.250	1-1	1.000	0	4	4	13	3-0	2	5	1	13	3.3	6
Scalabrino	3-1	31	3-7	.429	1-2	.500	0-0	---	0	5	5	2	2-0	2	1	2	7	2.3	5
Pollard	1-0	5	1-2	.500	0-0	---	0-0	---	0	1	1	0	3-0	0	0	0	2	2.0	2
<b>CELTICS</b>	<b>4</b>	<b>985</b>	<b>140-297</b>	<b>.471</b>	<b>25-69</b>	<b>.362</b>	<b>84-112</b>	<b>.750</b>	<b>33</b>	<b>124</b>	<b>157</b>	<b>89</b>	<b>95-1</b>	<b>37</b>	<b>67</b>	<b>15</b>	<b>389</b>	<b>97.3</b>	<b>113</b>
<b>CAVALIERS</b>	<b>4</b>	<b>985</b>	<b>134-315</b>	<b>.425</b>	<b>27-83</b>	<b>.325</b>	<b>85-116</b>	<b>.733</b>	<b>51</b>	<b>126</b>	<b>177</b>	<b>76</b>	<b>89-1</b>	<b>25</b>	<b>66</b>	<b>23</b>	<b>380</b>	<b>95.0</b>	<b>114</b>

**2007-2008 SEASON SERIES (2-2) CLEVELAND VS. BOSTON**

PLAYER	G-GS	MIN	FG-FGA	PCT	3FG-FGA	PCT	FT-FTA	PCT	OFF	DEF	TOT	AST	PF-DQ	STL	TO	BLK	PTS	AVG	HI
James	3-3	127	29-70	.414	7-22	.318	32-40	.800	5	16	21	29	9-0	7	13	4	97	32.3	38
West (TOT)	2-1	61	14-21	.667	3-5	.600	8-10	.800	1	8	9	10	4-0	0	4	0	39	19.5	20
West (CLE)	1-1	36	8-13	.615	2-4	.500	2-2	1.000	1	4	5	2	3-0	0	3	0	20	20.0	20
Hughes	1-1	36	6-13	.462	1-2	.500	5-5	1.000	1	2	3	6	1-0	2	1	1	18	18.0	18
Ilgaukas	4-4	135	20-47	.426	0-0	---	16-21	.762	18	32	50	9	12-0	1	12	11	56	14.0	21
Pavlovic	2-2	81	11-26	.423	3-9	.333	2-4	.500	0	6	6	3	11-1	4	4	1	27	13.5	16
Szczerbiak (TOT)	2-0	56	8-24	.333	4-7	.571	6-6	1.000	0	8	8	2	6-0	2	4	0	26	13.0	14
Szczerbiak (CLE)	1-0	32	3-13	.231	2-3	.667	4-4	1.000	0	5	5	2	4-0	2	2	0	12	12.0	12
Gooden	3-3	94	17-31	.548	0-0	---	4-9	.444	7	21	28	1	9-0	0	8	2	38	12.7	24
Gibson	3-2	110	10-29	.345	4-15	.267	3-5	.600	3	6	9	5	6-0	2	5	0	27	9.0	11
Newble	3-1	60	8-13	.615	3-4	.750	6-6	1.000	2	6	8	1	5-0	1	3	1	25	8.3	15
Smith (TOT)	3-2	53	9-17	.529	0-0	---	3-3	1.000	4	5	9	2	9-0	1	0	0	21	7.0	10
Smith (CLE)	1-0	15	4-5	.800	0-0	---	1-1	1.000	2	2	4	0	5-0	0	0	0	9	9.0	9
Wallace (TOT)	2-2	66	6-13	.462	0-0	---	2-3	.667	5	15	20	4	7-0	0	3	2	14	7.0	8
Wallace (CLE)	1-1	26	3-6	.500	0-0	---	0-0	---	1	5	6	1	4-0	0	2	0	6	6.0	6
S. Brown	1-0	5	2-4	.500	1-2	.500	0-0	---	0	0	0	0	1-0	1	0	0	5	5.0	5
Da. Jones	4-0	60	6-21	.286	4-16	.250	0-0	---	1	3	4	5	4-0	1	2	0	16	4.0	8
Snow	2-0	24	1-2	.500	0-0	---	3-6	.500	0	2	2	2	1-0	0	1	0	5	2.5	5
D. Brown	4-2	66	2-13	.154	0-4	.000	5-8	.625	1	3	4	5	5-0	2	3	0	9	2.3	6
Dw. Jones	4-0	33	4-4	1.000	0-0	---	1-3	.333	6	6	12	2	7-0	0	1	2	9	2.3	6
Marshall	1-0	14	0-2	.000	0-1	.000	1-2	.500	2	3	5	0	1-0	0	0	0	1	1.0	1
Nichols	1-0	4	0-3	.000	0-1	.000	0-0	---	0	1	1	0	0-0	0	1	0	0	0.0	0
Thomas (TOT)	1-0	1	0-0	---	0-0	---	0-0	---	0	0	0	0	0-0	0	0	0	0	0.0	0
Thomas (CLE)	1-0	1	0-0	---	0-0	---	0-0	---	0	0	0	0	0-0	0	0	0	0	0.0	0
Varejao	1-0	27	0-0	---	0-0	---	0-0	---	1	3	4	3	1-0	2	1	1	0	0.0	0
<b>CAVALIERS</b>	<b>4</b>	<b>985</b>	<b>134-315</b>	<b>.425</b>	<b>27-83</b>	<b>.325</b>	<b>85-116</b>	<b>.733</b>	<b>51</b>	<b>126</b>	<b>177</b>	<b>76</b>	<b>89-1</b>	<b>25</b>	<b>66</b>	<b>23</b>	<b>380</b>	<b>95.0</b>	<b>114</b>
<b>CELTICS</b>	<b>4</b>	<b>985</b>	<b>140-297</b>	<b>.471</b>	<b>25-69</b>	<b>.362</b>	<b>84-112</b>	<b>.750</b>	<b>33</b>	<b>124</b>	<b>157</b>	<b>89</b>	<b>95-1</b>	<b>37</b>	<b>67</b>	<b>15</b>	<b>389</b>	<b>97.3</b>	<b>113</b>





## CELTICS VS. CAVALIERS GAME-BY-GAME RESULTS

Date	H/A	W/L	Celtics	Opp	Date	H/A	W/L	Celtics	Opp	Date	H/A	W/L	Celtics	Opp
11/20/70	H	W	116	112	3/25/83	H	W	124	102	4/11/97*	H	W	103	101
12/4/70	A	W	118	107	10/29/83	A	W	108	89	11/7/97	H	L	92	96
1/24/71	H	W	121	110	12/14/83	H	W	110	108	11/29/97	A	L	97	103
1/25/71	A	L	116	117	1/6/84	H	W	115	97	4/14/98	A	L	86	95
11/21/71	A	W	128	105	1/24/84	A	W	118	97	4/17/98	H	W	78	71
12/8/71	H	W	126	107	4/3/84	A	W	98	86	2/6/99	H	W	77	73
12/17/71	A	W	115	109	4/6/84	H	W	113	94	3/2/99	A	L	99	116
1/26/72	H	L	108	112	12/1/84	A	W	110	104	3/23/99	A	L	86	113
2/23/72	A	W	113	111	12/2/84	H	W	122	99	4/12/99	H	W	103	89
3/1/72	H	W	115	105	2/6/85	H	W	113	108	11/17/99	H	W	114	103
10/27/72	H	W	123	97	3/15/85	A	W	119	96	12/14/99	A	L	88	115
12/8/72	A	W	96	87	3/22/85	H	W	129	117	1/3/00	H	W	105	98
12/9/72	H	W	123	88	4/11/85	A	W	121	115	4/1/00	A	L	103	109
1/31/73	H	W	94	89	10/26/85	A	W	105	100	11/4/00	A	L	89	91
2/6/73	A	L	105	110	12/14/85	A	L	99	109	11/28/00	A	W	87	72
2/25/73	A	W	105	92	1/8/86	H	W	126	95	2/4/01	H	W	103	82
10/28/73	A	L	99	102	3/18/86	N	W	126	96	10/30/01	A	W	108	89
10/31/73	H	W	128	110	4/1/86	A	W	123	105	12/19/01	H	W	104	98
11/25/73	A	W	107	101	4/11/86	H	W	117	104	1/26/02	A	W	108	101
12/29/73	N	W	111	92	12/6/86	A	L	86	88	3/20/02	H	W	96	70
1/30/74	H	W	120	108	1/16/87*	H	W	133	128	12/13/02	H	W	115	100
3/15/74	A	L	103	104	2/4/87	H	W	104	102	12/21/02	A	W	89	82
10/23/74	H	L	107	108	3/24/87	N	W	111	88	3/28/03	H	W	104	95
10/29/74	A	W	107	92	4/7/87	A	L	83	107	3/29/03	A	W	110	106
1/31/75	H	W	121	99	11/13/87	H	W	128	114	11/14/03	H	W	91	82
3/25/75	A	W	89	84	11/17/87	A	L	88	109	12/13/03	A	W	105	98
11/23/75	A	W	105	90	1/23/88	A	L	100	119	1/9/04	H	W	107	82
1/20/76	A	L	85	98	3/6/88	H	W	127	98	2/9/04	A	L	89	97
3/26/76	H	W	95	93	4/15/88	A	L	109	120	11/26/04	H	L	96	98
4/1/76	A	W	95	88	11/22/88	N	L	102	114	12/18/04*	A	W	114	107
4/6/76	H	L	92	101	12/2/88	A	L	84	112	4/19/05	A	L	86	100
11/26/76	H	L	92	108	12/21/88	H	L	114	115	11/22/05	A	L	93	115
12/21/76	A	L	101	108	4/2/89	A	L	100	117	2/15/06**	H	L	109	113
3/29/77	A	L	82	110	4/14/89	H	W	113	104	3/24/06	A	L	82	94
4/10/77	H	W	115	105	11/11/89	A	L	101	104	4/17/06	H	L	88	93
10/29/77	A	L	98	103	12/1/89	H	W	102	89	11/11/06	A	L	93	94
11/2/77	H	L	101	104	3/21/90	H	W	123	114	1/3/07	H	L	104	107
3/16/78	A	L	102	112	4/6/90	A	W	109	104	4/1/07	H	W	98	96
3/22/78	H	W	105	99	11/2/90	H	W	125	101	11/27/07	A	L	104	109*
10/13/78	H	L	101	115	11/24/90	A	W	113	102	12/2/07	H	W	80	70
11/18/78	A	W	92	90	3/29/91	H	W	110	108	2/5/08	A	L	113	114
2/2/79	H	W	112	98	4/19/91*	A	L	117	124	2/27/08	H	W	92	87
3/27/79	A	L	109	111	1/3/92	H	L	100	111					
10/13/79	A	W	139	117	1/20/92	A	W	107	102					
10/17/79	H	W	127	108	3/18/92	H	W	96	94					
12/8/79	A	L	100	116	4/7/92	A	W	100	97					
1/30/80	H	W	110	103	12/1/92	A	L	101	111					
3/22/80	A	L	105	109	1/12/93	A	W	121	115					
3/28/80	H	W	130	122	3/7/93	H	W	96	88					
10/10/80	H	W	130	103	4/23/93	H	W	107	99					
11/22/80	A	L	98	113	1/5/94	A	W	101	96					
12/20/80	A	W	107	102	1/7/94	H	L	85	99					
1/14/81	H	W	120	113	3/2/94	H	L	96	110					
2/25/81	H	W	124	103	4/24/94	A	L	91	117					
11/14/81	A	W	92	91	12/9/94	H	L	89	96					
12/22/81	H	W	120	116	12/26/94	A	L	102	123					
1/2/82	A	W	106	103	2/8/95	H	W	75	67					
1/28/82	A	W	116	104	4/4/95	A	W	97	92					
3/24/82	H	W	136	115	1/5/96	H	W	93	77					
10/29/82	A	W	104	93	2/6/96	A	L	73	91					
12/8/82	H	W	113	93	3/8/96	H	L	91	96					
1/15/83	A	L	86	90	3/14/96	A	L	73	98					
1/23/83	H	W	105	91	3/1/97	A	L	81	99					
3/20/83	A	W	90	79	4/2/97	H	L	87	96					

\* Overtime  
\*\* Double-overtime

## ALL-TIME SERIES

Boston leads 107-63 (Celtics are 65-19 at home)

**CURRENT STREAK:** One Celtics win

**LARGEST CELTICS WIN:** 35 points; 123-88 on 12/09/72 @ Boston

**LARGEST CAVALIERS WIN:** 28 points; 110-82 on 03/29/77 @ Cleveland & 112-84 on 12/02/88 @ Cleveland





**DALLAS MAVERICKS**  
 American Airlines Center (19,200)  
 2500 Victory Avenue, Dallas, TX 75219  
 214-747-6287 • fax 214-665-4661

**2007-08 RESULTS**

Boston won 2-0 (Celtics were 1-0 at TD Banknorth Garden)  
 01/31/08 Dallas 90 @ Boston 96  
 03/20/08 Boston 94 @ Dallas 90

**2008-09 MATCHUPS**

01/25/09 Dallas @ Boston  
 02/12/09 Boston @ Dallas

**DIRECTORY**

**HEAD COACH:** .....Rick Carlisle  
**ASSISTANT COACHES:** .....Mario Elie, Dwayne Casey, Terry Stotts, Tom Sterner  
**ATHLETIC TRAINER:** .....Casey Smith  
**PUBLIC AND MEDIA RELATIONS:** .....Sarah Melton, Scott Tomlin, Renee Felton, Matt Miller, Gina Culvert  
**BROADCAST TELEVISION:** .....TXA-21 (Ch. 21), Fox Sports Net Southwest. Broadcasters: Mark Followill, Bob Ortegel, Brad Davis, Laura Green  
**RADIO:** .....ESPN Radio (103.3FM). Broadcasters: Chuck Cooperstein, Bob Ortegel  
**SPANISH RADIO:** .....KFLC (1270AM). Broadcaster: Victor Villalba

**2007-2008 SEASON SERIES (2-0) BOSTON VS. DALLAS**

PLAYER	G-GS	MIN	FG-FGA	PCT	3FG-FGA	PCT	FT-FTA	PCT	OFF	DEF	TOT	AST	PF-DQ	STL	TO	BLK	PTS	AVG	HI
Pierce	2-2	77	14-33	.424	1-6	.167	19-23	.826	2	17	19	4	4-0	2	2	4	48	24.0	26
R. Allen	2-2	74	18-37	.486	4-12	.333	7-7	1.000	2	4	6	1	3-0	2	2	1	47	23.5	26
Garnett	1-1	34	7-22	.318	0-0	---	6-6	1.000	3	10	13	1	4-0	3	0	1	20	20.0	20
Posey	2-0	55	7-14	.500	4-6	.667	7-7	1.000	1	6	7	1	4-0	3	0	0	25	12.5	13
Powe	2-0	42	5-10	.500	0-1	.000	6-9	.667	5	1	6	2	8-1	1	0	1	16	8.0	10
Rondo	2-2	50	5-21	.238	0-0	---	4-4	1.000	7	6	13	7	6-0	3	8	0	14	7.0	14
Cassell (TOT)	2-1	49	5-17	.294	0-2	.000	2-2	1.000	2	4	6	10	5-0	1	0	1	12	6.0	8
Cassell (BOS)	1-0	26	1-9	.111	0-1	.000	2-2	1.000	1	2	3	6	2-0	1	0	1	4	4.0	4
Perkins	2-2	50	4-8	.500	0-0	---	2-4	.500	2	10	12	1	9-1	0	1	1	10	5.0	5
House	2-0	29	2-5	.400	0-1	.000	2-2	1.000	0	3	3	3	1-0	0	2	1	6	3.0	4
T. Allen	1-0	15	0-3	.000	0-0	---	0-0	---	0	0	0	1	2-0	0	1	0	0	0.0	0
Brown	1-0	12	0-2	.000	0-0	---	0-0	---	1	3	4	0	0-0	1	0	1	0	0.0	0
Scalabrino	1-1	17	0-0	---	0-0	---	0-0	---	0	0	0	2	3-0	0	0	1	0	0.0	0
<b>CELTICS</b>	<b>2</b>	<b>480</b>	<b>63-164</b>	<b>.384</b>	<b>9-27</b>	<b>.333</b>	<b>55-64</b>	<b>.859</b>	<b>24</b>	<b>62</b>	<b>86</b>	<b>29</b>	<b>46-2</b>	<b>16</b>	<b>18</b>	<b>12</b>	<b>190</b>	<b>95.0</b>	<b>96</b>
<b>MAVERICKS</b>	<b>2</b>	<b>480</b>	<b>64-154</b>	<b>.416</b>	<b>10-40</b>	<b>.250</b>	<b>42-52</b>	<b>.808</b>	<b>20</b>	<b>71</b>	<b>91</b>	<b>39</b>	<b>49-1</b>	<b>6</b>	<b>27</b>	<b>19</b>	<b>180</b>	<b>90.0</b>	<b>90</b>

**2007-2008 SEASON SERIES (0-2) DALLAS VS. BOSTON**

PLAYER	G-GS	MIN	FG-FGA	PCT	3FG-FGA	PCT	FT-FTA	PCT	OFF	DEF	TOT	AST	PF-DQ	STL	TO	BLK	PTS	AVG	HI
Nowitzki	2-2	80	18-41	.439	1-6	.167	16-16	1.000	1	29	30	7	5-0	0	9	5	53	26.5	31
Jo. Howard	2-2	79	14-30	.467	3-8	.375	12-12	1.000	4	8	12	3	3-0	0	1	3	43	21.5	24
Stackhouse	1-1	36	7-15	.467	3-6	.500	0-0	---	0	1	1	4	3-0	0	1	0	17	17.0	17
Kidd (TOT)	4-4	150	17-55	.309	4-21	.190	11-12	.917	7	32	39	37	11-0	5	16	2	49	12.3	19
Kidd (DAL)	1-1	35	1-8	.125	0-4	.000	0-0	---	0	11	11	9	5-0	2	3	0	2	2.0	2
Bass	2-0	32	7-12	.583	0-0	---	6-9	.667	3	6	9	0	3-0	1	2	2	20	10.0	10
Dampier	2-2	50	6-9	.667	0-0	---	4-11	.364	6	5	11	1	6-0	0	0	4	16	8.0	10
Jerry	2-1	54	5-20	.250	2-8	.250	4-4	1.000	0	3	3	8	4-0	1	5	1	16	8.0	13
Wright (TOT)	3-1	85	5-13	.385	2-6	.333	2-4	.500	4	8	12	2	9-0	4	4	3	14	4.7	9
Lue (TOT)	2-0	26	3-9	.333	1-1	1.000	2-2	1.000	0	2	2	2	4-0	0	0	0	9	4.5	9
Lue (DAL)	1-0	8	0-2	.000	0-0	---	0-0	---	0	0	0	1	1-0	0	0	0	0	0.0	0
Hassell	1-0	27	2-2	1.000	0-0	---	0-0	---	2	0	2	0	4-0	1	1	0	4	4.0	4
George	2-0	30	2-5	.400	1-3	.333	0-0	---	2	5	7	2	7-1	0	2	1	5	2.5	5
Allen (TOT)	4-0	55	4-18	.222	0-0	---	0-0	---	8	3	11	1	6-0	1	2	3	8	2.0	6
Allen (DAL)	1-0	12	1-2	.500	0-0	---	0-0	---	1	1	2	0	3-0	0	1	3	2	2.0	2
Jones	1-1	24	1-5	.200	0-3	.000	0-0	---	1	1	2	0	2-0	0	0	0	2	2.0	2
Barea	1-0	9	0-3	.000	0-2	.000	0-0	---	0	0	0	4	1-0	1	1	0	0	0.0	0
Drop	1-0	2	0-0	---	0-0	---	0-0	---	0	0	0	0	0-0	0	1	0	0	0.0	0
Ju. Howard	1-0	3	0-0	---	0-0	---	0-0	---	0	1	1	0	2-0	0	0	0	0	0.0	0
Magloire (TOT)	2-0	16	0-2	.000	0-0	---	0-2	.000	1	4	5	0	4-0	0	0	1	0	0.0	0
<b>MAVERICKS</b>	<b>2</b>	<b>480</b>	<b>64-154</b>	<b>.416</b>	<b>10-40</b>	<b>.250</b>	<b>42-52</b>	<b>.808</b>	<b>20</b>	<b>71</b>	<b>91</b>	<b>39</b>	<b>49-1</b>	<b>6</b>	<b>27</b>	<b>19</b>	<b>180</b>	<b>90.0</b>	<b>90</b>
<b>CELTICS</b>	<b>2</b>	<b>480</b>	<b>63-164</b>	<b>.384</b>	<b>9-27</b>	<b>.333</b>	<b>55-64</b>	<b>.859</b>	<b>24</b>	<b>62</b>	<b>86</b>	<b>29</b>	<b>46-2</b>	<b>16</b>	<b>18</b>	<b>12</b>	<b>190</b>	<b>95.0</b>	<b>96</b>





## CELTICS VS. MAVERICKS GAME-BY-GAME RESULTS

Date	H/A	W/L	Celtics	Opp
12/5/80	H	W	97	87
3/3/81	A	W	117	105
12/16/81	H	W	109	92
3/2/82	A	W	101	97
11/12/82	H	W	118	110
1/8/83	A	W	114	110
12/30/83*	A	W	114	109
3/28/84	H	W	114	107
11/27/84	A	W	114	99
3/8/85	H	W	133	122
12/18/85	H	W	137	117
3/10/86	A	L	115	116
1/14/87	H	W	117	108
2/18/87	A	W	113	96
2/12/88	A	W	105	104
4/3/88	H	W	110	101
12/29/88	A	L	115	131
3/3/89	H	W	107	106
2/28/90	H	W	111	98
3/14/90	A	L	102	113
12/7/90	A	W	112	104
1/6/91	H	W	127	110
2/12/92	A	L	100	108
3/1/92	H	W	101	91
2/12/93	A	W	109	100
3/26/93	H	W	106	97
1/19/94	A	W	89	84
1/24/94	H	W	110	102
12/15/94	A	L	113	122
4/2/95	H	W	94	87
1/7/96	H	L	96	117
1/19/96	A	L	124	129
11/24/96	H	W	105	91
3/13/97	A	L	107	109
2/4/98	H	W	110	99
3/17/98	A	L	93	99
2/28/00	H	L	100	108
3/18/00	A	W	104	99
12/18/00	H	L	98	106
2/22/01	A	L	91	98
2/21/02	A	L	92	98
3/29/02	H	L	82	108
11/15/02	H	L	86	97
1/10/03	A	L	78	103
12/17/03	H	W	105	103
3/19/04	A	L	104	120
12/28/04	A	L	94	113
3/30/05	H	L	100	112
12/10/05	A	L	94	103
1/9/06	H	L	102	104
3/16/07	A	L	101	106
3/23/07	H	L	95	109
1/31/08	H	W	96	90
3/20/08	A	W	94	90

\* Overtime  
\*\* Double-overtime

## ALL-TIME SERIES

Boston leads 32-22 (Celtics are 19-8 at home)

**CURRENT STREAK:** Two Celtics wins

**LARGEST CELTICS WIN:** 20 points; 137-117 on 12/18/85 @ Boston

**LARGEST MAVERICKS WIN:** 26 points; 108-82 on 03/29/02 @ Boston





**DENVER NUGGETS**

Pepsi Center (19,099)

1000 Chopper Circle, Denver, CO 80204

303-405-1100 • fax 303-893-3203

**2007-08 RESULTS**

Series tied 1-1 (Celtics were 1-0 at TD Banknorth Garden)

11/07/07 Denver 93 @ Boston 119

02/19/08 Boston 118 @ Denver 124

**2008-09 MATCHUPS**

11/14/08 Denver @ Boston

02/23/09 Boston @ Denver

**DIRECTORY**

**HEAD COACH:** .....George Karl  
**ASSISTANT COACHES:** .....Adrian Dantley, Tim Grgurich, John Welch  
**ATHLETIC TRAINER:** .....Jim Gillen  
**PUBLIC AND MEDIA RELATIONS:** .....Eric Sebastian, Tim Gelt, Dan Tolzman  
**BROADCAST TELEVISION:** .....Altitude. Broadcasters: Chris Marlowe, Scott Hastings  
**RADIO:** .....KCKK (1510AM). Broadcasters: Jerry Schemmel, Jason Kosmicki

**2007-2008 SEASON SERIES (1-1) BOSTON VS. DENVER**

PLAYER	G-GS	MIN	FG-FGA	PCT	3FG-FGA	PCT	FT-FTA	PCT	OFF	DEF	TOT	AST	PF-DQ	STL	TO	BLK	PTS	AVG	HI
Pierce	2-2	71	18-33	.545	3-9	.333	11-14	.786	1	10	11	12	6-0	5	4	0	50	25.0	26
R. Allen	2-2	69	16-31	.516	7-18	.389	3-3	1.000	4	2	6	11	6-0	2	3	1	42	21.0	22
Rondo	2-2	63	16-26	.615	1-1	1.000	3-6	.500	3	1	4	5	10-1	4	5	0	36	18.0	22
Garnett	2-2	57	12-21	.571	0-1	.000	3-4	.750	2	19	21	7	3-0	6	9	1	27	13.5	23
House	2-0	42	8-22	.364	3-12	.250	1-1	1.000	1	7	8	6	7-0	1	2	0	20	10.0	11
Powe	2-0	25	6-12	.500	0-0	---	5-8	.625	6	6	12	0	4-0	1	1	2	17	8.5	13
T. Allen	2-0	37	6-8	.750	0-1	.000	1-1	1.000	0	5	5	5	3-0	1	2	1	13	6.5	9
Posey	2-0	45	4-10	.400	3-8	.375	2-4	.500	1	5	6	1	6-0	4	0	0	13	6.5	13
Scalabrino	1-0	15	2-4	.500	1-2	.500	0-0	---	1	2	3	1	2-0	0	2	0	5	5.0	5
Perkins	2-2	39	4-4	1.000	0-0	---	1-6	.167	1	4	5	2	6-0	1	4	3	9	4.5	7
Davis	2-0	16	1-4	.250	0-0	---	3-3	1.000	1	3	4	1	1-0	3	1	0	5	2.5	3
<b>CELTICS</b>	<b>2</b>	<b>480</b>	<b>93-175</b>	<b>.531</b>	<b>18-52</b>	<b>.346</b>	<b>33-50</b>	<b>.660</b>	<b>21</b>	<b>64</b>	<b>85</b>	<b>51</b>	<b>54-1</b>	<b>28</b>	<b>36</b>	<b>8</b>	<b>237</b>	<b>118.5</b>	<b>119</b>
<b>NUGGETS</b>	<b>2</b>	<b>480</b>	<b>75-154</b>	<b>.487</b>	<b>15-36</b>	<b>.417</b>	<b>52-73</b>	<b>.712</b>	<b>13</b>	<b>59</b>	<b>72</b>	<b>52</b>	<b>48-1</b>	<b>20</b>	<b>40</b>	<b>13</b>	<b>217</b>	<b>108.5</b>	<b>124</b>

**2007-2008 SEASON SERIES (1-1) DENVER VS. BOSTON**

PLAYER	G-GS	MIN	FG-FGA	PCT	3FG-FGA	PCT	FT-FTA	PCT	OFF	DEF	TOT	AST	PF-DQ	STL	TO	BLK	PTS	AVG	HI
Iverson	2-2	78	13-27	.481	2-7	.286	22-31	.710	1	6	7	13	6-0	3	8	0	50	25.0	28
Anthony	2-2	69	11-30	.367	2-5	.400	16-17	.941	3	6	9	10	10-0	3	9	0	40	20.0	29
Martin	2-2	54	14-25	.560	0-0	---	3-7	.429	0	11	11	1	10-1	4	4	1	31	15.5	19
Camby	2-2	70	11-19	.579	1-1	1.000	5-9	.556	6	15	21	4	7-0	3	2	10	28	14.0	17
Carter	1-1	32	5-10	.500	1-3	.333	3-5	.600	1	3	4	8	4-0	1	2	0	14	14.0	14
Jones	1-0	12	3-4	.750	3-3	1.000	1-1	1.000	0	2	2	0	0-0	1	2	0	10	10.0	10
Najera	2-0	43	5-8	.625	2-4	.500	0-0	---	0	4	4	4	3-0	3	2	2	12	6.0	7
Wafer	1-0	16	3-4	.750	0-0	---	0-0	---	0	2	2	2	0-0	1	0	0	6	6.0	6
Kleiza	2-1	40	4-7	.571	3-4	.750	0-0	---	1	3	4	4	3-0	0	3	0	11	5.5	11
Smith	2-0	41	5-17	.294	1-8	.125	0-0	---	0	5	5	5	2-0	1	6	0	11	5.5	7
Hilario	1-0	11	0-1	.000	0-0	---	2-2	1.000	1	0	1	1	1-0	0	1	0	2	2.0	2
Hunter	1-0	8	1-1	1.000	0-0	---	0-1	.000	0	1	1	0	1-0	0	0	0	2	2.0	2
Diawara	1-0	8	0-1	.000	0-1	.000	0-0	---	0	1	1	0	1-0	0	1	0	0	0.0	0
<b>NUGGETS</b>	<b>2</b>	<b>480</b>	<b>75-154</b>	<b>.487</b>	<b>15-36</b>	<b>.417</b>	<b>52-73</b>	<b>.712</b>	<b>13</b>	<b>59</b>	<b>72</b>	<b>52</b>	<b>48-1</b>	<b>20</b>	<b>40</b>	<b>13</b>	<b>217</b>	<b>108.5</b>	<b>124</b>
<b>CELTICS</b>	<b>2</b>	<b>480</b>	<b>93-175</b>	<b>.531</b>	<b>18-52</b>	<b>.346</b>	<b>33-50</b>	<b>.660</b>	<b>21</b>	<b>64</b>	<b>85</b>	<b>51</b>	<b>54-1</b>	<b>28</b>	<b>36</b>	<b>8</b>	<b>237</b>	<b>118.5</b>	<b>119</b>





## CELTICS VS. NUGGETS GAME-BY-GAME RESULTS

Date	H/A	W/L	Celtics	Opp	Date	H/A	W/L	Celtics	Opp
11/19/76	H	W	112	108	1/2/06	A	L	110	120
12/26/76	A	W	103	101	3/15/06	H	W	106	101
2/27/77	A	L	100	121	12/15/06	H	W	119	114
3/6/77*	H	W	112	110	12/26/06	A	L	105	116
11/4/77	H	L	107	109	11/7/07	H	W	119	93
2/19/78	A	L	115	118	2/19/08	A	L	118	124
3/19/78	H	W	122	95					
3/29/78	A	L	106	109					
11/17/78	H	W	120	118					
1/6/79	A	L	98	127					
3/23/79	A	L	113	137					
4/6/79	H	L	101	107					
11/28/79	H	W	119	97					
2/23/80	A	W	124	105					
12/23/80	H	W	136	128					
2/15/81	A	W	120	118					
12/29/81	A	L	123	128					
2/5/82	H	W	145	144					
12/12/82	H	W	126	112					
12/30/82	A	W	145	132					
11/15/83	A	W	140	124					
12/9/83	N	W	119	90					
12/5/84	H	W	123	107					
2/20/85	A	L	129	132					
1/15/86	H	W	123	100					
2/20/86	A	L	100	102					
12/3/86	H	W	119	113					
2/10/87	A	W	119	105					
12/9/87	H	L	119	124					
2/17/88	A	L	125	138					
12/27/88	A	L	109	130					
3/12/89	H	W	121	115					
12/8/89	H	L	102	103					
2/25/90	A	W	115	107					
12/5/90	H	W	148	140					
2/17/91	A	W	126	108					
12/9/91	H	W	132	94					
12/28/91	A	L	90	97					
12/9/92	H	W	129	119					
3/18/93	A	W	105	101					
1/16/94	H	W	105	100					
2/23/94	A	L	94	102					
12/12/94	H	W	113	103					
12/19/94	A	L	85	104					
2/18/96	A	L	93	117					
3/22/96	H	W	99	98					
11/15/96	H	L	80	82					
12/30/96	A	W	104	102					
11/12/97	H	W	96	86					
2/10/98	A	L	99	112					
3/5/99	H	W	102	94					
12/8/99	H	W	115	90					
12/30/99	A	W	102	94					
12/10/00*	H	W	104	102					
3/16/01	A	W	87	83					
12/5/01	H	W	95	80					
2/12/02	A	W	110	93					
1/24/03	H	W	77	58					
3/22/03	A	L	80	90					
12/7/03	A	W	116	111					
3/17/04	H	W	104	100					
12/15/04	H	L	99	100					
2/23/05	A	L	86	107					

\* Overtime  
\*\* Double-overtime

## ALL-TIME SERIES

Boston leads 43-26 (Celtics are 29-6 at home)

**CURRENT STREAK:** One Nuggets win

**LARGEST CELTICS WIN:** 38 points; 132-94 on 12/09/91 @ Boston

**LARGEST NUGGETS WIN:** 29 points; 127-98 on 01/06/79 @ Denver





**DETROIT PISTONS**

The Palace of Auburn Hills (22,076)  
 4 Championship Drive, Auburn Hills, MI 48326  
 248-377-0100 • fax 248-377-3260

**2007-08 RESULTS**

Boston won 2-1 (Celtics were 1-1 at TD Banknorth Garden)  
 12/19/07 Detroit 87 @ Boston 85  
 01/05/08 Boston 92 @ Detroit 85  
 03/05/08 Detroit 78 @ Boston 90

**2008-09 MATCHUPS**

11/09/08 Boston @ Detroit  
 11/20/08 Detroit @ Boston  
 01/30/09 Boston @ Detroit  
 03/01/09 Detroit @ Boston

**DIRECTORY**

**HEAD COACH:**.....Michael Curry  
**ASSISTANT COACHES:**.....Darrell Walker, Pat Sullivan, Harold Ellis, Dave Cowens  
**ATHLETIC TRAINER:**.....Mike Abdenour  
**PUBLIC AND MEDIA RELATIONS:**.....Matt Dobek, Kevin Grigg, Cletus Lewis, Michelle Fikany  
**CABLE TELEVISION:**.....FSN Detroit. Broadcasters: George Blaha, Greg Kesler  
**RADIO:**.....WDFN (1130AM). Broadcasters: George Blaha, Mark Champion, Rick Mahorn

**2007-2008 SEASON SERIES (2-1) BOSTON VS. DETROIT**

PLAYER	G-GS	MIN	FG-FGA	PCT	3FG-FGA	PCT	FT-FTA	PCT	OFF	DEF	TOT	AST	PF-DQ	STL	TO	BLK	PTS	AVG	HI
Garnett	3-3	113	26-48	.542	0-1	.000	20-25	.800	4	19	23	6	9-0	2	9	1	72	24.0	31
Pierce	3-3	118	15-41	.366	4-14	.286	11-13	.846	3	13	16	16	3-0	4	8	2	45	15.0	19
R. Allen	3-3	104	13-30	.433	5-12	.417	5-5	1.000	3	16	19	9	8-0	0	2	0	36	12.0	24
Rondo	3-3	96	14-33	.424	0-1	.000	5-11	.455	4	6	10	12	11-0	4	7	1	33	11.0	16
Davis	3-0	53	11-17	.647	0-0	---	5-7	.714	6	6	12	1	7-0	1	2	0	27	9.0	20
Perkins	3-3	96	9-21	.429	0-1	.000	4-11	.364	13	22	35	2	7-0	0	4	4	22	7.3	10
T. Allen	3-0	36	5-8	.625	0-0	---	4-4	1.000	0	5	5	3	5-0	2	3	1	14	4.7	10
Cassell (TOT)	1-1	23	1-5	.200	0-2	.000	2-2	1.000	0	1	1	4	1-0	1	0	0	4	4.0	4
House	3-0	43	5-14	.357	1-5	.200	0-0	---	1	7	8	3	5-0	1	2	1	11	3.7	5
Posey	3-0	46	1-6	.167	1-4	.250	2-2	1.000	0	6	6	3	7-0	0	2	1	5	1.7	3
Pollard	2-0	12	1-1	1.000	0-0	---	0-0	---	1	2	3	0	3-0	1	0	1	2	1.0	2
Powe	1-0	2	0-0	---	0-0	---	0-0	---	0	0	0	0	0-0	0	0	0	0	0.0	0
<b>CELTICS</b>	<b>3</b>	<b>720</b>	<b>100-219</b>	<b>.457</b>	<b>11-38</b>	<b>.289</b>	<b>56-78</b>	<b>.718</b>	<b>35</b>	<b>102</b>	<b>137</b>	<b>55</b>	<b>65-0</b>	<b>15</b>	<b>39</b>	<b>12</b>	<b>267</b>	<b>89.0</b>	<b>92</b>
<b>PISTONS</b>	<b>3</b>	<b>720</b>	<b>88-228</b>	<b>.386</b>	<b>20-57</b>	<b>.351</b>	<b>54-71</b>	<b>.761</b>	<b>29</b>	<b>79</b>	<b>108</b>	<b>53</b>	<b>64-1</b>	<b>18</b>	<b>30</b>	<b>12</b>	<b>250</b>	<b>83.3</b>	<b>87</b>

**2007-2008 SEASON SERIES (1-2) DETROIT VS. BOSTON**

PLAYER	G-GS	MIN	FG-FGA	PCT	3FG-FGA	PCT	FT-FTA	PCT	OFF	DEF	TOT	AST	PF-DQ	STL	TO	BLK	PTS	AVG	HI
Billups	3-3	115	16-41	.390	6-18	.333	30-35	.857	2	8	10	21	6-0	3	7	2	68	22.7	28
Hamilton	3-3	111	21-41	.512	4-7	.571	8-10	.800	4	4	8	10	9-0	1	3	0	54	18.0	21
Wallace	3-3	110	20-50	.400	8-19	.421	0-3	.000	3	22	25	3	13-0	3	7	5	48	16.0	23
McDyess	3-3	97	8-22	.364	0-0	---	6-8	.750	5	16	21	2	14-1	4	5	1	22	7.3	13
Maxiell	3-0	68	6-10	.600	0-0	---	4-8	.500	5	5	10	0	5-0	1	0	1	16	5.3	13
Prince	3-3	107	7-30	.233	1-4	.250	1-2	.500	5	13	18	13	4-0	1	1	1	16	5.3	7
Hunter	1-0	11	2-4	.500	1-2	.500	0-0	---	0	0	0	0	0-0	3	0	0	5	5.0	5
Stuckey	2-0	24	3-7	.429	0-0	---	2-2	1.000	2	2	4	0	2-0	2	2	0	8	4.0	6
Dixon (TOT)	5-0	67	7-24	.292	3-6	.500	1-1	1.000	0	6	6	6	10-0	2	7	0	18	3.6	12
Dixon (DET)	1-0	14	1-5	.200	0-1	.000	1-1	1.000	0	3	3	1	3-0	0	1	0	3	3.0	3
Afflalo	2-0	14	1-4	.250	0-0	---	2-2	1.000	1	1	2	1	0-0	0	0	0	4	2.0	4
Hayes	3-0	37	3-13	.231	0-6	.000	0-0	---	1	4	5	2	5-0	0	2	0	6	2.0	4
Herrmann (TOT)	1-0	9	1-2	.500	0-1	.000	0-0	---	0	1	1	0	0-0	0	0	0	2	2.0	2
Brezec	1-0	3	0-0	---	0-0	---	0-0	---	0	0	0	0	1-0	0	0	0	0	0.0	0
Johnson	1-0	11	0-1	.000	0-0	---	0-0	---	1	1	2	0	2-0	0	0	2	0	0.0	0
<b>PISTONS</b>	<b>3</b>	<b>720</b>	<b>88-228</b>	<b>.386</b>	<b>20-57</b>	<b>.351</b>	<b>54-71</b>	<b>.761</b>	<b>29</b>	<b>79</b>	<b>108</b>	<b>53</b>	<b>64-1</b>	<b>18</b>	<b>30</b>	<b>12</b>	<b>250</b>	<b>83.3</b>	<b>87</b>
<b>CELTICS</b>	<b>3</b>	<b>720</b>	<b>100-219</b>	<b>.457</b>	<b>11-38</b>	<b>.289</b>	<b>56-78</b>	<b>.718</b>	<b>35</b>	<b>102</b>	<b>137</b>	<b>55</b>	<b>65-0</b>	<b>15</b>	<b>39</b>	<b>12</b>	<b>267</b>	<b>89.0</b>	<b>92</b>





## CELTICS VS. PISTONS GAME-BY-GAME RESULTS (SINCE 1960-61)

Date	H/A	W/L	Celtics	Opp	Date	H/A	W/L	Celtics	Opp	Date	H/A	W/L	Celtics	Opp	Date	H/A	W/L	Celtics	Opp
10/22/60	H	W	118	116	11/28/67	H	W	118	111	10/29/80	A	W	103	85	4/9/93	H	L	90	105
11/15/60*	N	L	114	115	12/2/67	A	L	107	112	12/2/80	A	W	94	85	11/24/93	A	W	118	103
11/30/60	A	W	125	110	1/12/68	H	W	148	126	1/19/81	N	W	92	90	2/9/94	H	L	95	102
12/24/60	H	W	150	106	2/9/68	H	W	107	100	2/21/81	A	W	130	119	4/10/94	A	W	116	111
1/6/61	A	W	108	102	2/13/68	A	W	127	115	3/27/81	H	L	90	115	4/13/94	H	W	109	96
1/10/61	N	W	118	98	2/14/68	N	W	118	96	11/7/81	A	W	129	88	11/30/94	H	W	118	115
1/27/61	H	W	140	111	3/20/68	H	L	116	125	12/2/81	H	W	115	114	12/30/94	A	W	124	107
2/10/61	A	L	134	137	10/18/68	A	W	106	88	1/10/82	N	W	134	124	3/25/95	A	L	103	104
2/26/61	A	W	113	99	10/30/68	H	L	117	119	1/16/82	A	W	128	120	4/15/95	H	W	129	104
3/9/61	N	W	119	118	12/6/68	H	W	132	118	3/8/82	A	W	111	101	11/29/95	H	W	100	96
10/21/61	H	W	137	102	12/11/68	A	W	108	106	3/26/82	H	W	125	104	4/7/96	H	W	98	97
11/9/61	N	L	110	116	1/8/69	H	W	113	104	11/30/82	N	L	116	125	4/14/96*	A	L	96	105
11/26/61	A	W	107	101	2/12/69	A	W	113	106	12/4/82	A	W	119	112	11/20/96	H	L	83	108
11/28/61	N	W	116	108	10/21/69	A	L	97	98	12/15/82	A	W	108	104	12/15/96	A	L	89	99
1/3/62	A	L	103	112	12/16/69	N	W	117	98	12/19/82	H	L	114	131	1/2/97	A	L	87	99
1/17/62	A	W	126	116	12/31/69	H	W	124	121	4/10/83	H	W	115	113	2/28/97*	H	L	100	106
1/21/62	H	L	120	124	1/2/70	A	W	110	92	4/13/83	A	L	101	113	11/23/97	H	W	90	86
3/9/62	A	W	130	111	1/14/70	H	W	123	118	10/28/83	A	L	121	127	12/13/97	A	L	77	93
10/31/62	A	W	115	100	1/23/70	H	L	105	109	11/11/83	H	W	126	118	3/13/98	H	L	92	96
11/3/62	H	W	125	114	3/10/70	A	L	112	115	11/27/83	H	W	114	99	4/3/98	A	W	101	100
11/27/62	N	W	125	115	10/21/70	H	L	118	121	12/17/83	A	W	129	115	3/12/99	A	L	83	93
12/5/62	A	W	106	93	11/28/70	A	W	121	98	2/5/84*	H	W	137	134	3/31/99	H	L	72	87
12/13/62	N	W	103	83	12/11/70*	H	L	118	121	4/13/84*	A	L	120	128	4/27/99	H	L	85	92
2/3/63	H	W	137	128	1/16/71	A	L	118	121	10/26/84	A	W	130	123	11/10/99	H	L	92	110
2/20/63	A	W	117	113	2/14/71	A	W	110	108	11/2/84	H	W	127	116	3/13/00	A	L	115	124
3/7/63	A	W	115	104	11/5/71	H	W	103	102	12/4/84	A	L	99	104	4/5/00	A	L	106	111
10/30/63	A	W	108	102	1/14/72	H	W	108	94	1/29/85	N	W	131	130	11/1/00	H	W	103	83
11/2/63	H	W	117	109	1/29/72	A	W	124	112	3/3/85	H	W	138	129	12/26/00	A	L	96	101
1/18/64	A	W	121	115	3/3/72	A	W	125	96	3/31/85	A	L	105	113	1/29/01	H	W	99	87
2/24/64	A	L	113	115	3/26/72	H	W	133	120	11/9/85	A	W	124	105	2/2/01	A	W	102	95
2/29/64	N	W	115	108	10/11/72	A	W	121	108	11/27/85	H	W	132	124	1/11/02	H	W	104	90
3/7/64	A	W	112	94	11/11/72	H	W	121	118	1/7/86	A	L	109	113	1/19/02	A	L	91	94
3/8/64	H	W	128	118	2/9/73	H	L	95	104	3/2/86	H	W	129	109	3/8/02	H	W	117	92
3/12/64	N	W	140	120	3/2/73	A	W	115	101	4/2/86	H	W	122	106	3/24/02	A	L	101	109
10/17/64	H	W	112	81	11/10/73	N	W	102	97	11/15/86	A	W	118	111	1/28/03	A	L	83	86
10/22/64	N	W	104	102	1/4/74	A	L	101	106	1/10/87	A	L	101	118	1/31/03	H	L	66	118
10/30/64	A	W	106	90	2/19/74	H	W	107	97	3/1/87	H	W	112	102	3/5/03	A	W	81	71
11/7/64	H	W	130	1134	2/26/74	A	W	86	83	3/8/87*	A	L	119	122	4/16/03	H	W	99	92
12/25/64	N	W	118	106	11/8/74	H	L	104	105	4/3/87*	H	W	119	115	11/5/03	A	L	88	96
12/27/64	N	W	112	106	1/17/75	H	W	96	90	12/4/87	A	L	105	128	1/5/04	H	L	68	78
1/2/65	A	W	101	89	2/3/75	A	W	114	100	1/13/88	H	W	143	105	1/28/04	H	L	103	106
2/10/65	A	W	117	106	3/18/75	A	W	116	90	1/29/88	A	L	108	125	1/2/05	A	L	88	100
3/10/65	H	W	124	106	11/8/75	A	W	118	104	2/28/88	A	L	101	106	1/7/05	H	L	104	110
3/11/65	N	W	112	100	1/23/76	H	W	108	91	4/1/88	H	W	121	110	3/1/05**	H	W	115	113
10/29/65	A	L	106	108	2/1/76	A	W	114	109	4/19/88	H	W	121	110	3/26/05*	A	L	99	105
11/13/65	H	W	122	93	3/7/76	H	W	88	87	11/11/88	H	L	107	116	11/4/05	H	L	81	82
11/26/65	N	W	134	114	11/20/76	A	L	110	116	1/16/89	A	L	87	96	11/15/05	A	L	100	115
12/17/65	A	W	114	112	1/25/77	H	L	89	91	1/22/89	H	W	112	99	1/16/06	A	L	84	94
1/18/66	N	L	115	116	2/15/77	N	W	109	99	3/17/89	A	L	98	106	11/3/06	H	L	88	101
1/27/66	N	W	131	112	3/4/77	A	W	94	92	11/18/89	A	L	86	103	1/13/07	A	L	73	81
1/28/66	H	L	105	108	10/24/77	A	L	85	100	1/10/90	H	W	104	97	2/6/07	A	L	102	109
2/1/66	N	W	100	81	12/26/77	A	L	100	122	3/30/90	H	W	123	111	4/18/07	H	L	89	91
2/2/66	A	L	93	99	3/14/78	H	W	105	98	4/3/90	A	L	82	93	12/19/07	H	L	85	87
3/17/66	A	W	128	103	4/7/78	H	L	109	111	12/14/90	H	W	108	100	1/5/08	A	W	92	85
11/25/66	A	L	105	107	11/12/78	H	L	123	128	1/21/91	A	L	90	101	3/5/08	H	W	90	78
11/29/66	N	L	96	138	12/5/78	A	W	114	112	1/23/91	H	W	111	94					
12/2/66	H	L	116	119	3/9/79	A	L	117	160	4/16/91	A	L	90	118					
12/6/66	N	W	130	111	3/16/79	H	W	99	98	1/26/92	H	W	106	91					
12/20/66*	N	W	116	113	11/14/79	H	W	115	111	3/20/92*	A	W	104	99					
1/25/67	A	W	112	105	12/4/79*	A	W	118	114	3/27/92	H	W	106	87					
1/27/67	H	W	112	106	1/23/80	A	W	131	104	4/15/92	A	W	92	89					
3/6/67	N	W	127	103	2/10/80	H	W	128	111	1/27/93	A	L	94	103					
3/16/67	A	W	132	109	3/2/80	H	W	118	115	3/1/93	A	L	95	99					
10/27/67	A	W	129	109	3/20/80	A	W	124	106	3/5/93	H	W	105	101					

\* Overtime  
\*\* Double-overtime

**PISTONS:** Fort Wayne Pistons 1948-57; Detroit Pistons 1957-present.

## ALL-TIME SERIES

Boston leads 218-120 (Celtics are 105-37 at home)

**CURRENT STREAK:** Two Celtics wins

**LARGEST CELTICS WIN:** 44 points; 150-106 on 12/24/60 @ Boston

**LARGEST PISTONS WIN:** 52 points; 118-66 on 01/31/03 @ Boston





**GOLDEN STATE WARRIORS**

Oracle Arena (19,596)  
 1011 Broadway, Oakland, CA 94607  
 510-986-2200 • fax 510-452-0142

**2007-08 RESULTS**

Series tied 1-1 (Celtics were 1-0 at TD Banknorth Garden)

- 11/21/07 Golden State 82 @ Boston 105
- 02/20/08 Boston 117 @ Golden State 119

**2008-09 MATCHUPS**

- 11/26/08 Golden State @ Boston
- 12/26/08 Boston @ Golden State

**DIRECTORY**

**HEAD COACH:** ..... Don Nelson  
**ASSISTANT COACHES:** ..... Keith Smart, Russell Turner, Larry Riley, Stephen Silas  
**ATHLETIC TRAINER:** ..... Tom Abdenour  
**PUBLIC AND MEDIA RELATIONS:** ..... Raymond Ridder, Dan Martinez, Michael Ravina  
**BROADCAST TELEVISION:** ..... Fox Sports Net Bay Area. Broadcasters: Bob Fitzgerald, Jim Barnett  
**RADIO:** ..... KNBR (680/1050 AM). Broadcaster: Tim Roye

**2007-2008 SEASON SERIES (1-1) BOSTON VS. GOLDEN STATE**

PLAYER	G-GS	MIN	FG-FGA	PCT	3FG-FGA	PCT	FT-FTA	PCT	OFF	DEF	TOT	AST	PF-DQ	STL	TO	BLK	PTS	AVG	HI
R. Allen	2-2	70	18-35	.514	9-16	.563	8-8	1.000	2	8	10	6	5-0	4	2	1	53	26.5	32
Pierce	2-2	72	13-27	.481	1-5	.200	15-18	.833	5	10	15	9	5-0	1	5	0	42	21.0	23
Garnett	2-2	64	15-30	.500	0-0	---	7-11	.636	7	18	25	5	1-0	4	6	4	37	18.5	20
T. Allen	2-0	44	8-13	.615	2-2	1.000	6-9	.667	1	6	7	7	7-0	2	3	1	24	12.0	18
House	2-0	43	8-19	.421	5-14	.357	0-0	---	0	4	4	3	3-0	3	1	0	21	10.5	15
Rondo	2-2	56	5-14	.357	0-2	.000	3-6	.500	0	2	2	12	6-0	3	4	0	13	6.5	9
Perkins	2-2	42	4-5	.800	0-0	---	3-4	.750	2	10	12	5	5-0	0	8	2	11	5.5	7
Pollard	1-0	9	0-1	.000	0-0	---	4-6	.667	2	2	4	0	0-0	0	0	0	4	4.0	4
Davis	2-0	9	1-3	.333	0-0	---	4-6	.667	1	1	2	0	1-0	0	0	1	6	3.0	4
Scalabrino	1-0	13	1-2	.500	1-1	1.000	0-0	---	0	2	2	1	2-0	0	0	0	3	3.0	3
Posey	2-0	42	1-6	.167	0-4	.000	3-4	.750	0	4	4	2	5-0	0	1	1	5	2.5	4
Powe	2-0	16	1-1	1.000	0-0	---	1-2	.500	0	2	2	0	6-0	0	2	0	3	1.5	3
<b>CELTICS</b>	<b>2</b>	<b>480</b>	<b>75-156</b>	<b>.481</b>	<b>18-44</b>	<b>.409</b>	<b>54-74</b>	<b>.730</b>	<b>20</b>	<b>69</b>	<b>89</b>	<b>50</b>	<b>46-0</b>	<b>17</b>	<b>34</b>	<b>10</b>	<b>222</b>	<b>111.0</b>	<b>117</b>
<b>WARRIORS</b>	<b>2</b>	<b>480</b>	<b>71-176</b>	<b>.403</b>	<b>8-37</b>	<b>.216</b>	<b>51-71</b>	<b>.718</b>	<b>32</b>	<b>57</b>	<b>89</b>	<b>35</b>	<b>50-0</b>	<b>19</b>	<b>31</b>	<b>5</b>	<b>201</b>	<b>100.5</b>	<b>119</b>

**2007-2008 SEASON SERIES (1-1) GOLDEN STATE VS. BOSTON**

PLAYER	G-GS	MIN	FG-FGA	PCT	3FG-FGA	PCT	FT-FTA	PCT	OFF	DEF	TOT	AST	PF-DQ	STL	TO	BLK	PTS	AVG	HI
Ellis	2-1	87	19-36	.528	0-1	.000	9-14	.643	4	1	5	12	6-0	5	4	0	47	23.5	26
Harrington	1-0	33	7-15	.467	2-6	.333	6-6	1.000	4	8	12	4	5-0	0	1	0	22	22.0	22
Davis	2-2	75	13-33	.394	2-10	.200	14-17	.824	0	9	9	10	6-0	7	8	0	42	21.0	29
Jackson	1-1	29	4-15	.267	1-3	.333	6-7	.857	2	3	5	2	4-0	1	3	0	15	15.0	15
Biedrins	2-2	59	11-18	.611	0-0	---	3-5	.600	7	10	17	1	6-0	1	2	1	25	12.5	21
Pietrus	2-2	64	7-19	.368	2-9	.222	4-8	.500	1	10	11	2	7-0	3	2	0	20	10.0	12
Wright	1-0	13	2-4	.500	0-0	---	3-4	.750	4	5	9	0	3-0	0	0	0	7	7.0	7
Webber	1-1	20	2-5	.400	0-0	---	1-2	.500	1	3	4	2	4-0	1	2	3	5	5.0	5
Barnes	1-0	12	1-4	.250	0-0	---	2-3	.667	2	2	4	1	2-0	0	2	0	4	4.0	4
Belinelli	1-0	22	1-9	.111	0-3	.000	2-3	.667	1	2	3	0	0-0	1	0	0	4	4.0	4
Croschere	2-0	18	2-7	.286	0-3	.000	0-0	---	3	1	4	0	3-0	0	2	0	4	2.0	4
Mbenga	1-0	8	1-3	.333	0-0	---	0-0	---	2	0	2	1	1-0	0	0	0	2	2.0	2
Azubuike	2-1	30	1-8	.125	1-2	.500	0-0	---	0	1	1	0	3-0	0	3	0	3	1.5	3
O'Bryant	1-0	8	0-0	---	0-0	---	1-2	.500	1	2	3	0	0-0	0	2	1	1	1.0	1
<b>WARRIORS</b>	<b>2</b>	<b>480</b>	<b>71-176</b>	<b>.403</b>	<b>8-37</b>	<b>.216</b>	<b>51-71</b>	<b>.718</b>	<b>32</b>	<b>57</b>	<b>89</b>	<b>35</b>	<b>50-0</b>	<b>19</b>	<b>31</b>	<b>5</b>	<b>201</b>	<b>100.5</b>	<b>119</b>
<b>CELTICS</b>	<b>2</b>	<b>480</b>	<b>75-156</b>	<b>.481</b>	<b>18-44</b>	<b>.409</b>	<b>54-74</b>	<b>.730</b>	<b>20</b>	<b>69</b>	<b>89</b>	<b>50</b>	<b>46-0</b>	<b>17</b>	<b>34</b>	<b>10</b>	<b>222</b>	<b>111.0</b>	<b>117</b>





## CELTICS VS. GOLDEN STATE GAME-BY-GAME RESULTS

Date	H/A	W/L	Celtics	Opp	Date	H/A	W/L	Celtics	Opp	Date	H/A	W/L	Celtics	Opp
11/17/62	H	W	127	109	12/31/70	H	L	106	144	1/27/95	H	W	117	91
12/26/62	H	W	116	113	3/9/71	A	W	134	112	2/15/95	A	W	116	115
12/27/62	N	W	108	102	10/15/71	H	L	75	97	11/24/95	H	L	94	101
1/8/63	A	W	118	112	12/27/71	H	W	99	97	2/14/96	A	L	103	106
1/30/63	H	W	115	111	1/8/72	A	L	106	128	1/14/97	H	W	116	108
2/9/63	H	W	118	112	2/19/72	A	L	111	115	2/19/97	A	L	101	112
2/21/63	A	W	135	118	3/14/72	H	W	124	110	2/15/98	A	L	87	101
2/26/63	A	L	112	128	11/8/72	H	W	128	111	2/27/98	H	W	120	88
11/30/63	H	W	100	96	12/19/72	A	L	112	115	2/18/00	A	L	100	122
1/3/64	A	W	111	101	2/17/73	A	W	110	106	3/15/00	H	W	121	104
1/7/64	A	L	89	92	2/28/73	H	W	118	111	1/5/01	H	L	88	100
1/19/64	H	W	108	105	11/2/73	H	W	108	105	1/21/01	A	L	91	94
1/29/64	H	L	92	100	12/18/73	A	W	125	106	2/13/02	A	L	75	92
2/13/64	A	L	95	106	1/20/74	H	L	102	123	3/27/02	H	W	102	99
2/15/64	A	W	96	87	2/12/74	A	W	107	102	2/18/03	A	W	125	117
2/28/64	H	W	107	92	11/20/74	N	L	115	120	3/26/03	H	L	95	107
11/11/64	H	W	110	84	12/28/74	A	W	115	105	12/29/03	A	W	100	91
11/25/64	H	W	122	118	2/22/75	A	L	108	114	4/2/04	H	W	111	106
12/4/64	A	L	85	112	3/9/75	H	L	101	102	12/6/04	A	L	106	110
12/5/64	A	W	105	81	10/29/75	H	W	115	106	1/5/05	H	W	84	83
12/16/64	H	W	107	106	12/30/75	A	L	101	133	12/19/05	H	W	109	98
1/8/65	A	W	94	91	2/21/76	A	L	94	100	12/28/05	A	L	109	111
1/22/65	H	W	104	94	2/29/76	A	W	119	101	12/20/06	H	L	95	96
2/26/65	A	W	130	112	1/2/77	A	L	98	105	12/29/06	A	L	100	110
3/14/65	H	W	106	98	1/30/77	H	L	92	109	11/21/07	H	W	105	82
11/16/65	A	W	108	105	2/20/77	A	W	114	112	2/20/08	A	L	117	119
12/11/65	H	W	143	106	3/1/77	H	L	94	101					
1/7/66	A	W	115	114	12/16/77	H	W	118	113					
1/8/66	A	W	124	96	12/21/77	A	L	106	111					
2/10/66	N	L	117	128	1/29/78	H	L	88	99					
2/11/66	H	W	99	96	2/14/78	A	W	98	75					
2/18/66	A	L	106	128	1/5/79	A	L	98	113					
2/22/66	A	W	116	108	1/28/79	H	W	103	102					
10/15/66	H	W	121	113	2/21/79	A	W	101	97					
12/17/66	A	W	118	110	12/29/79	A	W	104	88					
1/3/67*	A	W	126	121	2/29/80	H	W	110	99					
1/7/67	A	L	108	110	11/21/80	H	W	108	106					
1/30/67	N	W	121	108	1/3/81	A	L	106	121					
2/10/67**	H	W	137	136	11/25/81	H	W	122	101					
2/14/67	N	L	122	128	2/17/82	A	L	105	121					
2/18/67	N	L	124	130	1/12/83	H	W	139	117					
3/1/67	H	W	137	125	2/19/83	A	L	109	115					
11/15/67	H	W	113	110	1/11/84	H	W	135	112					
12/26/67	H	L	104	117	2/16/84	A	W	125	115					
1/6/68	A	L	101	107	11/21/84	H	W	135	91					
1/15/68	H	W	111	102	2/15/85	A	W	107	100					
2/23/68	A	L	122	127	1/24/86	H	W	135	114					
2/28/68	H	W	125	110	2/19/86	A	W	115	100					
3/12/68*	A	W	124	121	11/21/86	H	W	135	120					
12/13/68	H	L	98	108	2/12/87	A	W	134	112					
1/3/69	A	L	101	104	1/2/88	A	W	115	110					
1/5/69	A	W	134	86	1/18/88	H	W	121	101					
1/17/69	H	W	102	99	11/16/88/	H	W	107	104					
3/4/69	A	L	95	99	4/6/89	A	L	118	132					
3/9/69	H	W	138	89	1/21/90	H	L	115	120					
11/4/69	H	W	124	105	2/23/90	A	W	123	111					
11/7/69	H	L	110	111	1/16/91	H	L	105	110					
11/21/69	A	L	115	118	2/14/91	A	W	128	112					
2/1/70	H	L	105	123	2/19/92	A	L	112	117					
2/16/70	N	W	117	114	3/22/92	H	W	114	97					
2/21/70	A	L	111	116	2/7/93	A	W	87	82					
3/4/70	H	W	115	110	3/16/93	A	W	114	88					
11/18/70	H	L	89	90	1/21/94	H	W	124	116					
12/22/70	A	W	138	108	2/19/94	A	L	90	101					

\* Overtime  
\*\* Double-overtime

**WARRIORS:** Philadelphia Warriors 1946-62; San Francisco Warriors 1962-71; Golden State Warriors 1971-present.

## ALL-TIME SERIES

Boston leads 193-126 (Celtics are 107-34 at home)

**CURRENT STREAK:** One Warriors win

**LARGEST CELTICS WIN:** 51 points; 153-102 on 03/07/62 @ Boston

**LARGEST WARRIORS WIN:** 38 points; 144-106 on 12/31/70 @ Boston





**HOUSTON ROCKETS**  
 Toyota Center (18,059)  
 1510 Polk Street, Houston, TX 77002  
 713-758-7200 • fax 713-758-7339

**2007-08 RESULTS**

Boston won 2-0 (Celtics were 1-0 at TD Banknorth Garden)  
 01/02/08 Houston 93 @ Boston 97  
 03/18/08 Boston 94 @ Houston 74

**2008-09 MATCHUPS**

11/04/08 Boston @ Houston  
 01/07/09 Houston @ Boston

**DIRECTORY**

**HEAD COACH:** .....Rick Adelman  
**ASSISTANT COACHES:** .....Elston Turner, Jack Sikma, T.R. Dunn, R.J. Adelman  
**ATHLETIC TRAINER:** .....Keith Jones  
**PUBLIC AND MEDIA RELATIONS:** .....Nelson Luis, Tracey Hughes, Bob Schranz, Allan Rojas  
**CABLE TELEVISION:** .....FSN Houston/My20. Broadcasters: Bill Worrell, Clyde Drexler, Matt Bullard  
**RADIO:** .....KILT (610AM). Broadcaster: Craig Ackerman  
**SPANISH RADIO:** .....KEYH 850AM/KXGJ 101.7. Broadcaster: Adrian Chavarria

**2007-2008 SEASON SERIES (2-0) BOSTON VS. HOUSTON**

PLAYER	G-GS	MIN	FG-FGA	PCT	3FG-FGA	PCT	FT-FTA	PCT	OFF	DEF	TOT	AST	PF-DQ	STL	TO	BLK	PTS	AVG	HI
Garnett	2-2	68	20-36	.556	0-2	.000	8-10	.800	6	14	20	6	5-0	5	1	5	48	24.0	26
Pierce	2-2	75	14-27	.519	4-9	.444	7-10	.700	2	8	10	12	3-0	4	3	1	39	19.5	20
R. Allen	1-1	43	6-15	.400	1-4	.250	0-0	---	2	0	2	2	0-0	3	0	0	13	13.0	13
Powe	2-0	21	8-12	.667	0-0	---	5-7	.714	3	1	4	0	4-0	1	0	0	21	10.5	21
Rondo	2-2	60	10-23	.435	0-0	---	1-2	.500	0	6	6	11	0-0	1	2	0	21	10.5	13
Pollard	1-0	14	4-5	.800	0-0	---	2-3	.667	2	3	5	1	6-1	1	1	0	10	10.0	10
House	2-0	29	6-12	.500	2-5	.400	0-0	---	0	0	0	3	2-0	0	1	1	14	7.0	9
Perkins	2-2	46	5-8	.625	0-0	---	0-0	---	4	5	9	2	9-1	0	6	2	10	5.0	6
T. Allen	2-1	29	2-7	.286	0-1	.000	2-2	1.000	0	3	3	3	1-0	0	3	0	6	3.0	6
Davis	2-0	15	3-6	.500	0-0	---	0-0	---	2	0	2	0	2-0	0	1	0	6	3.0	4
Cassell (TOT)	2-1	25	2-7	.286	0-1	.000	0-0	---	0	0	0	1	2-0	1	3	0	4	2.0	2
Cassell (BOS)	1-0	21	1-6	.167	0-1	.000	0-0	---	0	0	0	1	1-0	1	3	0	2	2.0	2
Posey	2-0	52	0-6	.000	0-6	.000	1-2	.500	0	14	14	3	6-0	2	2	0	1	0.5	1
Brown	1-0	7	0-2	.000	0-0	---	0-0	---	1	3	4	1	0-0	0	0	0	0	0.0	0
<b>CELTICS</b>	<b>2</b>	<b>480</b>	<b>79-165</b>	<b>.479</b>	<b>7-28</b>	<b>.250</b>	<b>26-36</b>	<b>.722</b>	<b>22</b>	<b>57</b>	<b>79</b>	<b>45</b>	<b>39-2</b>	<b>18</b>	<b>24</b>	<b>9</b>	<b>191</b>	<b>95.5</b>	<b>97</b>
<b>ROCKETS</b>	<b>2</b>	<b>480</b>	<b>64-153</b>	<b>.418</b>	<b>10-40</b>	<b>.250</b>	<b>29-41</b>	<b>.707</b>	<b>24</b>	<b>52</b>	<b>76</b>	<b>34</b>	<b>36-0</b>	<b>14</b>	<b>30</b>	<b>7</b>	<b>167</b>	<b>83.5</b>	<b>93</b>

**2007-2008 SEASON SERIES (0-2) HOUSTON VS. BOSTON**

PLAYER	G-GS	MIN	FG-FGA	PCT	3FG-FGA	PCT	FT-FTA	PCT	OFF	DEF	TOT	AST	PF-DQ	STL	TO	BLK	PTS	AVG	HI
Wells	1-0	29	8-14	.571	0-1	.000	9-12	.750	3	6	9	1	3-0	1	0	1	25	25.0	25
Yao	1-1	42	7-20	.350	0-0	---	5-6	.833	3	10	13	2	4-0	1	4	0	19	19.0	19
Alston	2-2	75	12-29	.414	3-12	.250	3-3	1.000	0	2	2	3	2-0	3	7	1	30	15.0	18
Harris	1-0	25	6-10	.600	0-1	.000	0-2	.000	2	4	6	0	5-0	1	1	2	12	12.0	12
Scola	2-1	57	8-16	.500	0-0	---	6-10	.600	7	8	15	4	7-0	1	3	0	22	11.0	15
Green (TOT)	1-0	15	3-9	.333	0-2	.000	3-5	.600	2	1	3	2	1-0	1	1	0	9	9.0	9
McGrady	1-1	35	4-11	.364	0-1	.000	0-2	.000	0	7	7	8	0-0	0	1	0	8	8.0	8
Brooks	2-0	15	3-6	.500	2-5	.400	4-4	1.000	1	1	2	3	2-0	2	3	0	12	6.0	10
Head	2-1	49	5-17	.294	2-9	.222	0-0	---	1	0	1	7	0-0	0	2	0	12	6.0	10
Jackson (TOT)	1-0	13	3-5	.600	0-1	.000	0-0	---	0	1	1	1	0-0	0	1	0	6	6.0	6
Jackson (HOU)	1-0	13	3-5	.600	0-1	.000	0-0	---	0	1	1	1	0-0	0	1	0	6	6.0	6
Battier	2-2	74	3-11	.273	3-10	.300	2-2	1.000	2	2	4	2	4-0	1	4	2	11	5.5	6
Hayes	2-1	35	3-8	.375	0-0	---	0-0	---	1	8	9	2	7-0	4	1	0	6	3.0	4
James	1-0	8	1-3	.333	0-0	---	0-0	---	0	1	1	1	1-0	0	0	0	2	2.0	2
Mutombo	1-1	16	1-3	.333	0-0	---	0-0	---	4	2	6	0	1-0	0	2	1	2	2.0	2
Novak	1-0	6	0-0	---	0-0	---	0-0	---	0	0	0	0	0-0	0	0	0	0	0.0	0
<b>ROCKETS</b>	<b>2</b>	<b>480</b>	<b>64-153</b>	<b>.418</b>	<b>10-40</b>	<b>.250</b>	<b>29-41</b>	<b>.707</b>	<b>24</b>	<b>52</b>	<b>76</b>	<b>34</b>	<b>36-0</b>	<b>14</b>	<b>30</b>	<b>7</b>	<b>167</b>	<b>83.5</b>	<b>93</b>
<b>CELTICS</b>	<b>2</b>	<b>480</b>	<b>79-165</b>	<b>.479</b>	<b>7-28</b>	<b>.250</b>	<b>26-36</b>	<b>.722</b>	<b>22</b>	<b>57</b>	<b>79</b>	<b>45</b>	<b>39-2</b>	<b>18</b>	<b>24</b>	<b>9</b>	<b>191</b>	<b>95.5</b>	<b>97</b>





## CELTICS VS. ROCKETS GAME-BY-GAME RESULTS

Date	H/A	W/L	Celtics	Opp	Date	H/A	W/L	Celtics	Opp
11/21/67	N	W	121	114	10/12/79	H	W	114	106
11/22/67	A	W	124	110	10/24/79	A	W	100	99
12/15/67	N	W	114	101	1/2/80	A	W	111	103
12/20/67	A	W	126	116	1/22/80	H	W	112	106
1/21/68	H	W	139	112	3/5/80*	A	W	103	99
2/26/68	A	W	118	110	3/12/80	H	W	121	105
3/13/68	A	W	144	118	12/19/80	H	W	133	119
11/11/68	H	W	134	113	3/4/81	A	W	108	101
1/2/69	A	W	107	95	11/18/81	H	L	104	106
2/4/69	N	L	126	135	3/5/82	A	W	100	98
3/6/69	A	L	97	110	11/17/82	H	W	112	94
3/24/69	N	W	111	107	1/4/83	A	W	88	87
10/31/69	H	W	118	113	12/29/83	A	L	94	107
11/22/69	A	L	116	125	2/10/84	H	W	114	101
12/12/69	H	W	107	104	11/28/84	A	W	110	100
12/27/69	A	W	111	110	3/17/85	H	W	134	120
2/25/70	H	W	147	124	3/11/86	A	W	116	104
3/17/70	A	L	117	125	3/24/86	H	W	114	107
12/29/70	A	W	110	108	1/18/87	H	W	122	99
1/20/71	H	W	142	112	2/19/87	A	W	99	92
2/20/71	A	L	118	128	2/9/88	A	L	120	129
3/3/71	H	W	128	113	3/30/88	H	W	117	110
3/11/71	A	L	91	115	2/14/89	A	L	123	137
10/27/71	H	W	108	97	3/31/89	H	W	126	109
11/10/71	A	W	142	103	11/22/89	H	W	109	97
12/4/71	H	W	117	107	2/13/90	A	W	107	94
1/5/72	A	W	113	105	11/21/90	H	W	108	95
1/21/72	H	W	110	105	12/10/90	A	W	107	95
1/27/73	A	W	130	110	2/5/92	H	W	98	85
1/3/73	A	L	112	123	2/14/92	A	L	99	105
1/10/73	H	W	128	107	12/23/92	H	W	98	94
1/26/73	H	W	139	126	2/18/93	A	L	84	119
3/20/73	N	W	94	89	1/12/94	H	L	84	94
3/25/73	A	W	125	121	1/18/94	A	W	95	83
10/24/73	H	L	117	132	11/11/94	H	L	82	102
12/14/73	A	W	114	106	12/17/94	A	W	112	109
3/8/74	A	L	106	113	11/20/95	H	L	93	98
3/19/74	A	W	110	107	1/18/96	A	W	108	106
3/23/74	N	W	108	105	11/29/96	H	L	94	120
12/6/74*	A	W	120	114	12/4/96	A	L	89	94
1/18/75	N	W	123	101	2/1/98	H	W	107	96
1/21/75	A	W	113	102	3/19/98	A	L	96	105
3/16/75	H	W	99	94	12/10/99	H	W	100	96
10/24/75	H	W	109	94	12/18/99	A	L	94	100
12/13/75	A	W	137	120	11/22/00	H	W	96	81
2/11/76	A	L	103	115	2/20/01	A	L	84	101
2/25/76	H	W	103	102	1/18/02	H	L	101	104
4/2/76	H	W	119	115	2/23/02	A	L	89	99
11/3/76*	A	L	111	117	1/13/03	A	L	92	101
1/11/77	H	W	105	101	2/24/03*	H	L	95	101
1/19/77	A	W	112	102	1/11/04	A	W	97	93
4/6/77	H	L	93	104	1/14/04	H	L	80	95
10/22/77	A	L	98	110	1/31/05	H	L	94	97
11/23/77	H	W	109	100	3/18/05	A	W	103	92
1/11/78	H	W	91	88	11/13/05	H	W	102	82
2/21/78	A	L	96	111	12/6/05	A	L	73	91
10/14/78	H	L	108	114	2/26/07	A	W	77	72
10/21/78	A	L	101	118	3/7/07	H	L	80	111
12/12/78	A	L	105	112	01/02/08	H	W	97	93
1/31/79	H	W	119	102	03/18/08	A	W	94	74

\* Overtime  
\*\* Double-overtime

**ROCKETS:** San Diego Rockets 1967-71; Houston Rockets 1971-present.

## ALL-TIME SERIES

Boston leads 83-39 (Celtics are 43-13 at home)

**CURRENT STREAK:** Two Celtics wins

**LARGEST CELTICS WIN:** 39 points; 142-103 on 11/10/71 @ Houston

**LARGEST ROCKETS WIN:** 35 points; 119-84 on 02/18/93 @ Houston





**INDIANA PACERS**

Conseco Fieldhouse (18,345)  
 125 South Pennsylvania Street, Indianapolis, IN 46204  
 317-917-2500 • fax 317-917-2599

**2007-08 RESULTS**

Boston won 3-0 (Celtics were 1-0 at TD Banknorth Garden)

- 11/13/07 Boston 101 @ Indiana 86
- 02/12/08 Boston 104 @ Indiana 97
- 04/02/08 Indiana 77 @ Boston 92

**2008-09 MATCHUPS**

- 11/01/08 Boston @ Indiana
- 12/03/08 Indiana @ Boston
- 12/07/08 Boston @ Indiana
- 02/27/09 Indiana @ Boston

**DIRECTORY**

**HEAD COACH:** ..... Jim O'Brien  
**ASSISTANT COACHES:** ..... Dan Burke, Frank Vogel, Lester Conner, Dick Harter, Jay DeFruscio  
**ATHLETIC TRAINER:** ..... Josh Corbeil  
**PUBLIC AND MEDIA RELATIONS:** ..... David Benner, Tim Edwards, Krissy Myers  
**BROADCAST TELEVISION:** ..... FSN Indiana. Broadcasters: Chris Denari, Clark Kellogg, Quinn Buckner, Stacy Paetz  
**RADIO:** ..... WIBC (1070AM). Broadcasters: Mark Boyle, Bob Leonard

**2007-2008 SEASON SERIES (3-0) BOSTON VS. INDIANA**

PLAYER	G-GS	MIN	FG-FGA	PCT	3FG-FGA	PCT	FT-FTA	PCT	OFF	DEF	TOT	AST	PF-DO	STL	TO	BLK	PTS	AVG	HI
Cassell (TOT)	1-1	33	13-20	.650	2-4	.500	7-8	.875	0	3	3	8	0-0	2	2	0	35	35.0	35
Pierce	3-3	115	20-44	.455	5-16	.313	27-30	.900	4	24	28	16	8-0	2	4	2	72	24.0	31
Garnett	2-2	70	15-33	.455	0-1	.000	8-11	.727	4	18	22	6	5-0	5	7	3	38	19.0	20
R. Allen	3-3	113	21-49	.429	7-21	.333	6-6	1.000	1	5	6	7	4-0	4	6	2	55	18.3	23
Powe	2-1	53	10-21	.476	0-0	---	10-11	.909	6	12	18	2	6-0	3	4	1	30	15.0	16
Rondo	3-3	91	9-18	.500	1-1	1.000	5-12	.417	4	13	17	18	11-0	7	7	3	24	8.0	12
Posey	3-0	71	6-18	.333	3-15	.200	4-4	1.000	2	14	16	4	8-0	3	1	0	19	6.3	7
Scalabrino	2-1	29	3-8	.375	3-7	.429	3-4	.750	0	3	3	2	4-0	0	1	3	12	6.0	9
Perkins	2-2	40	4-4	1.000	0-0	---	3-4	.750	1	5	6	1	9-0	2	2	3	11	5.5	6
Pollard	1-0	11	2-3	.667	0-0	---	1-2	.500	2	0	2	0	2-0	0	0	0	5	5.0	5
House	3-0	55	5-15	.333	3-8	.375	0-0	---	1	5	6	3	4-0	2	2	0	13	4.3	5
Brown	1-0	6	2-2	1.000	0-0	---	0-0	---	1	4	5	0	2-0	0	0	0	4	4.0	4
T. Allen	3-0	44	3-14	.214	0-4	.000	3-6	.500	0	5	5	5	3-0	3	3	0	9	3.0	8
Davis	3-0	21	1-6	.167	0-0	---	3-4	.750	1	0	1	0	5-0	0	2	0	5	1.7	3
<b>CELTICS</b>	<b>3</b>	<b>720</b>	<b>101-235</b>	<b>.430</b>	<b>22-73</b>	<b>.301</b>	<b>73-94</b>	<b>.777</b>	<b>27</b>	<b>108</b>	<b>135</b>	<b>64</b>	<b>71-0</b>	<b>31</b>	<b>42</b>	<b>17</b>	<b>297</b>	<b>99.0</b>	<b>104</b>
<b>PACERS</b>	<b>3</b>	<b>720</b>	<b>92-243</b>	<b>.379</b>	<b>21-78</b>	<b>.269</b>	<b>55-78</b>	<b>.705</b>	<b>44</b>	<b>92</b>	<b>136</b>	<b>48</b>	<b>80-1</b>	<b>15</b>	<b>60</b>	<b>16</b>	<b>260</b>	<b>86.7</b>	<b>97</b>

**2007-2008 SEASON SERIES (0-3) INDIANA VS. BOSTON**

PLAYER	G-GS	MIN	FG-FGA	PCT	3FG-FGA	PCT	FT-FTA	PCT	OFF	DEF	TOT	AST	PF-DO	STL	TO	BLK	PTS	AVG	HI
Granger	3-3	112	18-41	.439	8-14	.571	12-16	.750	4	20	24	4	11-0	3	10	6	56	18.7	24
Tinsley	1-1	31	5-12	.417	1-4	.250	3-4	.750	1	3	4	8	4-0	0	4	0	14	14.0	14
Dunleavy	3-3	89	13-35	.371	1-14	.071	6-8	.750	3	10	13	5	8-0	3	13	1	33	11.0	13
O'Neal	2-1	54	7-19	.368	0-0	---	8-10	.800	4	8	12	2	8-0	0	6	2	22	11.0	12
Daniels	1-0	28	4-9	.444	0-1	.000	2-4	.500	1	3	4	2	2-0	0	3	1	10	10.0	10
Murphy	3-3	82	8-27	.296	2-6	.333	12-14	.857	13	12	25	4	8-0	1	5	1	30	10.0	13
Murray (TOT)	1-1	23	3-12	.250	1-2	.500	1-2	.500	1	0	1	3	2-0	0	0	1	8	8.0	8
Murray (IND)	1-1	23	3-12	.250	1-2	.500	1-2	.500	1	0	1	3	2-0	0	0	1	8	8.0	8
Williams	3-0	63	10-22	.455	4-12	.333	0-0	---	1	9	10	4	14-1	0	2	2	24	8.0	14
Rush	3-0	71	7-24	.292	2-12	.167	5-6	.833	0	7	7	4	5-0	1	5	0	21	7.0	13
Harrison	2-0	18	4-7	.571	0-0	---	2-6	.333	2	2	4	0	8-0	0	2	0	10	5.0	5
Foster	3-2	70	6-10	.600	0-0	---	2-6	.333	10	14	24	6	6-0	5	4	1	14	4.7	7
Diener	3-1	68	4-20	.200	2-13	.154	2-2	1.000	1	3	4	5	3-0	1	2	1	12	4.0	6
Diogu	2-0	5	2-2	1.000	0-0	---	0-0	---	3	0	3	0	0-0	1	0	0	4	2.0	2
Graham	2-0	5	1-2	.500	0-0	---	0-0	---	0	1	1	1	0-0	0	2	0	2	1.0	2
Owens	1-0	2	0-1	.000	0-0	---	0-0	---	0	0	0	0	1-0	0	0	0	0	0.0	0
<b>PACERS</b>	<b>3</b>	<b>720</b>	<b>92-243</b>	<b>.379</b>	<b>21-78</b>	<b>.269</b>	<b>55-78</b>	<b>.705</b>	<b>44</b>	<b>92</b>	<b>136</b>	<b>48</b>	<b>80-1</b>	<b>15</b>	<b>60</b>	<b>16</b>	<b>260</b>	<b>86.7</b>	<b>97</b>
<b>CELTICS</b>	<b>3</b>	<b>720</b>	<b>101-235</b>	<b>.430</b>	<b>22-73</b>	<b>.301</b>	<b>73-94</b>	<b>.777</b>	<b>27</b>	<b>108</b>	<b>135</b>	<b>64</b>	<b>71-0</b>	<b>31</b>	<b>42</b>	<b>17</b>	<b>297</b>	<b>99.0</b>	<b>104</b>





## CELTICS VS. PACERS GAME-BY-GAME RESULTS

Date	H/A	W/L	Celtics	Opp	Date	H/A	W/L	Celtics	Opp	Date	H/A	W/L	Celtics	Opp
10/21/76*	A	W	129	122	3/16/89	A	W	111	99	3/19/06	A	W	103	88
1/12/77	H	L	101	112	4/21/89	A	L	110	120	4/12/06	A	L	112	117
1/26/77	A	L	101	121	11/21/89	A	L	111	119	11/15/06	H	W	114	88
1/31/78	H	W	104	94	11/24/89	H	L	111	118	1/10/07	H	L	84	97
2/7/78	A	W	92	89	1/19/90	H	W	109	104	1/30/07	A	L	95	103
4/2/78	H	L	120	123	3/27/90	A	L	96	101	4/7/07	A	L	98	105
12/2/78	A	W	117	110	12/26/90	H	W	152	132	11/13/07	A	W	101	86
12/20/78	H	W	121	105	2/24/91	A	L	109	115	2/12/08	A	W	104	97
1/26/79	A	L	106	119	3/4/91	H	W	126	101	4/2/08	H	W	92	77
2/9/79	H	W	112	101	3/22/91	A	L	109	121					
10/20/79*	A	L	128	131	11/20/91	H	W	116	101					
11/23/79	H	W	118	103	2/23/92	A	L	95	102					
12/1/79*	A	W	106	102	2/26/92	H	W	130	109					
2/8/80	H	W	130	108	4/3/92	A	L	97	101					
3/11/80	A	L	108	114	12/16/92	A	L	91	114					
3/18/80	H	W	114	102	1/6/93	H	W	103	94					
10/18/80	A	L	99	103	2/23/93	A	L	86	113					
11/19/80	A	W	103	91	4/13/93	H	W	96	90					
1/23/81	H	W	104	103	11/20/93	A	L	94	100					
2/6/81	H	W	111	98	11/22/93	H	L	71	102					
3/6/81	A	L	104	110	3/30/94	H	L	99	103					
3/13/81	H	L	94	101	4/11/94	A	L	108	121					
11/6/81	H	W	111	94	11/5/94	A	L	103	112					
12/1/81	A	L	87	90	1/11/95	H	W	100	97					
1/20/82	H	W	112	103	2/27/95	H	L	97	108					
2/2/82	A	W	109	105	3/4/95	A	W	107	101					
3/10/82	H	W	121	100	1/26/96	H	L	90	107					
11/3/82	H	W	111	104	2/2/96	A	L	108	116					
1/18/83	A	W	130	126	2/26/96*	H	L	119	122					
2/4/83	A	W	102	93	3/26/96	A	L	96	103					
3/29/83	A	L	101	130	11/6/96	H	W	94	84					
3/30/83	H	W	142	116	12/13/96	A	L	94	97					
11/4/83	H	W	121	105	3/4/97	A	L	95	98					
11/8/83	A	W	99	97	1/18/98	H	L	96	103					
12/7/83	A	W	100	95	1/24/98	A	L	88	95					
1/20/84	H	W	132	125	3/8/98	A	L	100	104					
2/3/84	H	W	125	106	4/12/98	H	L	87	93					
3/20/84*	A	L	121	123	3/14/99	A	L	96	99					
11/12/84	A	W	132	115	3/28/99	H	L	93	101					
12/21/84	H	W	117	107	4/19/99	H	L	104	120					
1/18/85	A	L	86	91	11/6/99	A	L	108	115					
1/25/85	H	W	125	94	11/22/99	H	W	95	85					
2/24/85	A	W	113	100	2/1/00	A	L	96	99					
4/3/85	H	W	119	103	2/9/00	H	L	104	113					
11/13/85	H	W	118	114	12/8/00	H	L	91	104					
11/16/85	A	L	109	111	1/31/01*	A	W	102	96					
1/2/86	A	W	122	104	3/30/01	H	L	87	92					
1/17/86	A	W	123	105	4/13/01*	A	L	108	113					
2/23/86	H	W	113	98	11/14/01	H	W	101	93					
3/19/86	H	W	127	108	1/23/02	H	W	98	94					
11/5/86	H	W	133	102	4/2/02	A	W	105	94					
12/17/86	H	W	113	101	1/17/03	H	W	98	93					
1/21/87	H	W	130	100	2/1/03	A	L	100	109					
1/30/87	A	W	100	94	2/26/03	H	W	71	69					
3/13/87	A	L	109	116	3/19/03	A	L	72	102					
4/15/87	A	W	108	85	11/11/03	A	W	78	76					
11/11/87	H	W	120	106	1/2/04	H	L	90	103					
11/15/87	A	W	103	98	1/31/04	A	L	98	99					
2/3/88	H	W	118	103	3/12/04	H	L	81	99					
3/11/88	H	W	122	112	11/5/04	H	L	94	100					
3/15/88	A	W	119	113	11/23/04	A	L	96	106					
1/11/89	H	L	108	127	1/26/05	H	W	100	86					
1/25/89	A	L	94	103	12/14/05	H	W	85	71					
2/8/89	H	W	109	102	3/3/06	H	W	99	98					

\* Overtime  
\*\* Double-overtime

## ALL-TIME SERIES

Boston leads 74-63 (Celtics are 48-21 at home)

**CURRENT STREAK:** Three Celtics wins

**LARGEST CELTICS WIN:** 31 points; 125-94 on 01/25/85 @ Boston & 133-102 on 11/05/86 @ Boston

**LARGEST PACERS WIN:** 31 points; 102-71 on 11/22/93 @ Boston (Hartford, CT)





**LOS ANGELES CLIPPERS**  
 Staples Center (19,060)  
 1111 S. Figueroa Street, Suite 1100, Los Angeles, CA 90015  
 213-742-7500 • fax 213-742-7569

**2007-08 RESULTS**

Boston won 2-0 (Celtics were 1-0 at TD Banknorth Garden)  
 02/06/08 Los Angeles 100 @ Boston 111  
 02/25/08 Boston 104 @ Los Angeles 76

**2008-09 MATCHUPS**

02/25/09 Los Angeles @ Boston  
 03/23/09 Boston @ Los Angeles

**DIRECTORY**

**HEAD COACH:**.....Mike Dunleavy  
**ASSISTANT COACHES:**.....Jim Eyen, Kim Hughes, Rory White, Neal Meyer, Fred Vinson  
**ATHLETIC TRAINER:**.....Jasen Powell  
**PUBLIC AND MEDIA RELATIONS:**.....Joe Safety, Rob Raichlen, Ta’Nisha Cooper, Steven Esparza, Seth Burton  
**BROADCAST TELEVISION:**.....KTLA the CW (Ch. 5). Broadcasters: Ralph Lawler, Michael Smith  
**CABLE TELEVISION:**.....FSN PrimeTicket. Broadcasters: Ralph Lawler, Michael Smith  
**RADIO:**.....710 ESPN. Broadcasters: Brian Sieman, Ralph Lawler, Michael Smith

**2007-2008 SEASON SERIES (2-0) BOSTON VS. L.A. CLIPPERS**

PLAYER	G-GS	MIN	FG-FGA	PCT	3FG-FGA	PCT	FT-FTA	PCT	OFF	DEF	TOT	AST	PF-DQ	STL	TO	BLK	PTS	AVG	HI
R. Allen	2-2	64	12-25	.480	4-9	.444	6-6	1.000	0	9	9	9	2-0	1	5	1	34	17.0	19
Rondo	2-2	54	14-20	.700	0-1	.000	5-9	.556	1	6	7	11	3-0	5	3	0	33	16.5	24
Pierce	2-2	51	12-18	.667	3-6	.500	5-6	.833	0	6	6	5	6-0	2	5	2	32	16.0	17
Powe	2-0	48	6-11	.545	0-0	---	13-19	.684	5	8	13	0	6-0	0	3	0	25	12.5	13
Garnett	1-1	23	5-11	.455	0-0	---	1-1	1.000	1	5	6	4	2-0	1	2	4	11	11.0	11
Posey	2-0	61	7-13	.538	5-8	.625	1-1	1.000	0	7	7	6	4-0	5	4	1	20	10.0	17
T. Allen	2-0	52	7-17	.412	1-4	.250	4-4	1.000	0	6	6	2	5-0	2	2	4	19	9.5	17
House	2-0	42	5-13	.385	2-4	.500	2-2	1.000	0	4	4	5	6-0	0	1	0	14	7.0	7
Perkins	2-2	42	6-10	.600	0-0	---	0-0	---	6	9	15	1	6-0	1	5	1	12	6.0	6
Pruitt	1-0	10	3-4	.750	0-1	.000	0-0	---	0	0	0	1	1-0	1	1	0	6	6.0	6
Davis	2-0	27	2-5	.400	0-0	---	2-2	1.000	0	3	3	0	6-0	2	1	0	6	3.0	4
Scalabrino	1-1	7	1-1	1.000	1-1	1.000	0-0	---	0	1	1	2	4-0	0	0	0	3	3.0	3
<b>CELTICS</b>	<b>2</b>	<b>480</b>	<b>80-148</b>	<b>.541</b>	<b>16-34</b>	<b>.471</b>	<b>39-50</b>	<b>.780</b>	<b>13</b>	<b>64</b>	<b>77</b>	<b>46</b>	<b>51-0</b>	<b>20</b>	<b>33</b>	<b>13</b>	<b>215</b>	<b>107.5</b>	<b>111</b>
<b>CLIPPERS</b>	<b>2</b>	<b>480</b>	<b>60-148</b>	<b>.405</b>	<b>8-22</b>	<b>.364</b>	<b>48-64</b>	<b>.750</b>	<b>19</b>	<b>51</b>	<b>70</b>	<b>44</b>	<b>44-0</b>	<b>21</b>	<b>29</b>	<b>11</b>	<b>176</b>	<b>88.0</b>	<b>100</b>

**2007-2008 SEASON SERIES (0-2) L.A. CLIPPERS VS. BOSTON**

PLAYER	G-GS	MIN	FG-FGA	PCT	3FG-FGA	PCT	FT-FTA	PCT	OFF	DEF	TOT	AST	PF-DQ	STL	TO	BLK	PTS	AVG	HI
Maggette	2-2	72	15-30	.500	2-4	.500	12-15	.800	2	9	11	6	5-0	5	5	0	44	22.0	33
Thomas	1-1	34	5-16	.313	1-6	.167	4-6	.667	4	5	9	2	5-0	1	1	0	15	15.0	15
Kaman	1-1	34	3-6	.500	0-0	---	6-8	.750	1	8	9	3	5-0	2	5	6	12	12.0	12
Mobley	2-1	72	6-26	.231	4-8	.500	7-7	1.000	4	5	9	8	3-0	3	2	0	23	11.5	16
Cassell	1-1	16	3-5	.600	0-0	---	4-4	1.000	0	2	2	3	1-0	0	1	0	10	10.0	10
Powell	2-0	44	6-12	.500	0-0	---	3-7	.429	5	6	11	4	5-0	1	3	2	15	7.5	8
Thornton	2-1	49	6-20	.300	0-1	.000	3-4	.750	2	7	9	1	2-0	2	5	0	15	7.5	11
Knight	2-1	49	7-12	.583	0-2	.000	0-0	---	0	2	2	5	6-0	1	1	1	14	7.0	10
Ross	2-1	57	4-10	.400	1-1	1.000	5-9	.556	1	4	5	7	5-0	4	0	1	14	7.0	10
Dickau	2-0	31	4-9	.444	0-0	---	2-2	1.000	0	0	0	4	4-0	1	2	0	10	5.0	6
A. Williams	2-1	22	1-2	.500	0-0	---	2-2	1.000	0	3	3	1	3-0	1	2	1	4	2.0	4
<b>CLIPPERS</b>	<b>2</b>	<b>480</b>	<b>60-148</b>	<b>.405</b>	<b>8-22</b>	<b>.364</b>	<b>48-64</b>	<b>.750</b>	<b>19</b>	<b>51</b>	<b>70</b>	<b>44</b>	<b>44-0</b>	<b>21</b>	<b>29</b>	<b>11</b>	<b>176</b>	<b>88.0</b>	<b>100</b>
<b>CELTICS</b>	<b>2</b>	<b>480</b>	<b>80-148</b>	<b>.541</b>	<b>16-34</b>	<b>.471</b>	<b>39-50</b>	<b>.780</b>	<b>13</b>	<b>64</b>	<b>77</b>	<b>46</b>	<b>51-0</b>	<b>20</b>	<b>33</b>	<b>13</b>	<b>215</b>	<b>107.5</b>	<b>111</b>





## CELTICS VS. CLIPPERS GAME-BY-GAME RESULTS

Date	H/A	W/L	Celtics	Opp	Date	H/A	W/L	Celtics	Opp
11/30/70	H	W	109	106	12/30/85	A	W	125	103
12/1/70	A	W	117	116	2/28/86	H	W	124	108
12/8/70	A	W	122	102	12/27/86	A	W	114	101
12/17/70	H	W	102	93	3/6/87	H	W	132	111
10/23/71	A	W	103	98	12/26/87	A	W	106	97
11/24/71	H	W	108	100	3/4/88	H	W	121	90
12/18/71	H	W	124	91	1/9/89	H	W	119	84
2/9/72	H	W	139	112	4/4/89	A	W	124	108
2/25/72	A	W	117	115	12/26/89	A	W	112	111
3/25/72	A	W	121	116	1/5/90	H	L	105	114
10/20/72	H	W	126	118	1/11/91	H	W	109	107
10/24/72	A	W	105	97	3/8/91	A	W	104	98
11/10/72	A	W	106	104	12/30/91	A	W	97	86
1/16/73	A	W	106	102	3/6/92	H	W	117	100
1/21/73	H	W	104	97	12/30/92	A	L	99	105
3/4/73	H	W	125	113	1/3/93	H	W	120	112
3/6/73	A	W	127	112	12/30/93	A	W	119	111
10/12/73	H	W	118	112	1/14/94	H	L	95	102
12/9/73	A	W	118	114	1/25/95	H	L	98	107
12/12/73	H	W	126	119	2/17/95**	A	L	121	127
12/26/73	A	W	125	123	2/13/96	A	W	108	94
2/22/74	A	W	116	109	3/6/96	H	W	110	97
2/27/74	H	L	104	122	2/11/97	A	L	112	116
3/1/74	A	L	94	110	4/4/97	H	L	102	117
10/18/74	H	L	119	126	12/21/97	H	W	99	77
10/19/74	A	W	113	95	2/13/98	A	W	97	96
11/4/74	H	L	100	112	3/17/99	H	W	118	84
1/9/75	A	W	108	100	12/26/99	A	L	100	103
1/12/75	A	L	101	114	1/12/00	H	W	95	88
1/26/75	H	W	107	93	12/3/00	H	W	96	87
3/21/75	H	W	109	101	1/18/01	A	W	82	79
3/29/75	A	L	96	102	12/29/01*	A	W	105	103
4/2/75	H	W	95	92	2/3/02	H	W	104	91
11/5/75	H	W	105	95	2/15/03	A	W	92	84
11/15/75	A	W	112	110	3/7/03	H	W	83	72
12/23/75	A	L	92	101	2/4/04	H	L	86	95
1/25/76	H	W	135	107	2/19/04	A	L	100	102
1/31/76	A	W	109	100	12/13/04**	A	W	134	127
3/30/76	A	L	83	93	2/9/05	H	W	94	89
4/4/76	H	L	114	117	12/31/05	A	W	111	92
10/28/76	H	W	112	105	2/9/06	H	L	81	98
11/13/76	A	L	107	118	12/27/07	A	L	77	100
1/8/77	A	W	109	106	2/2/07	H	L	89	100
2/6/77	H	W	113	97	2/6/08	H	W	111	100
11/11/77	H	W	109	103	2/25/08	A	W	104	76
11/19/77	A	L	98	102					
2/24/78	A	W	106	99					
4/9/78	H	W	131	114					
11/26/78	A	L	103	105					
12/6/78	H	W	117	111					
2/25/79	A	L	116	131					
3/2/79	H	L	99	106					
12/27/79	A	W	118	97					
1/27/80	H	W	131	108					
1/1/81	A	W	88	85					
2/8/81	H	W	123	107					
2/12/82	A	W	129	116					
2/26/82	H	W	122	110					
2/2/83	H	W	120	110					
2/24/83	A	L	107	122					
11/9/83	H	W	129	122					
2/22/84	A	L	107	114					
11/7/84	H	W	135	108					
12/27/84	A	W	118	103					

\* Overtime  
\*\* Double-overtime

**CLIPPERS:** Buffalo Braves 1970-78; San Diego Clippers 1978-84; Los Angeles Clippers 1984-present.

## ALL-TIME SERIES

Boston leads 80-29 (Celtics are 40-11 at home)

**CURRENT STREAK:** Two Celtics wins

**LARGEST CELTICS WIN:** 35 points; 119-84 on 01/09/89 @ Boston

**LARGEST CLIPPERS WIN:** 23 points; 100-77 on 12/27/07 @ Los Angeles





**LOS ANGELES LAKERS**

Staples Center (18,997)  
 555 North Nash Street, El Segundo, CA 90245  
 310-426-6000 • fax 310-426-6106

**2007-08 RESULTS**

Boston won 2-0 (Celtics were 1-0 at TD Banknorth Garden)

11/23/07 Los Angeles 94 @ Boston 107

12/30/07 Boston 110 @ Los Angeles 91

**2008-09 MATCHUPS**

12/25/08 Boston @ Los Angeles

02/05/09 Los Angeles @ Boston

**DIRECTORY**

**HEAD COACH:**.....Phil Jackson  
**ASSISTANT COACHES:**.....Jim Clemons, Frank Hamblen, Kurt Rambis, Brian Shaw, Kareem Abdul-Jabbar, Craig Hodges  
**ATHLETIC TRAINER:**.....Gary Vitti  
**PUBLIC AND MEDIA RELATIONS:** .....John Black, Alison Bogli, Josh Rupprecht, Matt Fleer, Nick Mazzella  
**BROADCAST TELEVISION:**.....KCAL (Ch. 9). Broadcasters: Joel Myers, Stu Lantz  
**CABLE TELEVISION:** .....FSN West. Broadcasters: Same  
**RADIO:**.....AM 570 Sports. Broadcasters: Spero Dedes, Mychal Thompson  
**SPANISH RADIO:**.....ESPN Deportes(1330AM). Broadcasters: Fernando Gonzalez, Pepe Mantilla

**2007-2008 SEASON SERIES (2-0) BOSTON VS. L.A. LAKERS**

PLAYER	G-GS	MIN	FG-FGA	PCT	3FG-FGA	PCT	FT-FTA	PCT	OFF	DEF	TOT	AST	PF-DO	STL	TO	BLK	PTS	AVG	HI
Pierce	2-2	81	17-37	.459	7-14	.500	12-15	.800	1	13	14	12	7-0	7	7	0	53	26.5	33
Garnett	2-2	67	16-29	.552	0-0	---	11-12	.917	5	18	23	9	5-0	3	3	5	43	21.5	22
R. Allen	2-2	64	11-28	.393	3-10	.300	12-15	.800	3	7	10	5	7-0	0	1	0	37	18.5	19
Perkins	2-2	60	11-16	.688	0-0	---	6-12	.500	3	13	16	1	5-0	1	5	0	28	14.0	21
T. Allen	2-1	53	6-13	.462	1-3	.333	5-5	1.000	1	3	4	4	9-1	2	5	0	18	9.0	16
Posey	2-0	48	6-10	.600	2-4	.500	4-6	.667	1	13	14	4	2-0	1	1	0	18	9.0	10
Rondo	1-1	35	3-6	.500	0-0	---	0-2	.000	1	2	3	10	0-0	0	1	0	6	6.0	6
House	2-0	40	4-10	.400	2-6	.333	0-0	---	0	3	3	1	2-0	3	3	0	10	5.0	5
Pollard	2-0	13	1-2	.500	0-0	---	0-0	---	0	1	1	0	3-0	1	0	1	2	1.0	2
Scalabrino	2-0	15	1-4	.250	0-2	.000	0-0	---	1	2	3	2	1-0	0	2	0	2	1.0	2
Davis	1-0	2	0-1	.000	0-0	---	0-0	---	0	0	0	0	0-0	0	0	0	0	0.0	0
Powe	1-0	1	0-0	---	0-0	---	0-0	---	0	0	0	0	2-0	0	0	0	0	0.0	0
Pruitt	1-0	2	0-1	.000	0-0	---	0-0	---	0	0	0	0	0-0	0	0	0	0	0.0	0
<b>CELTICS</b>	<b>2</b>	<b>480</b>	<b>76-157</b>	<b>.484</b>	<b>15-39</b>	<b>.385</b>	<b>50-67</b>	<b>.746</b>	<b>16</b>	<b>75</b>	<b>91</b>	<b>48</b>	<b>43-1</b>	<b>18</b>	<b>30</b>	<b>6</b>	<b>217</b>	<b>108.5</b>	<b>110</b>
<b>LAKERS</b>	<b>2</b>	<b>480</b>	<b>64-165</b>	<b>.388</b>	<b>17-54</b>	<b>.315</b>	<b>40-50</b>	<b>.800</b>	<b>19</b>	<b>59</b>	<b>78</b>	<b>38</b>	<b>56-1</b>	<b>12</b>	<b>31</b>	<b>9</b>	<b>185</b>	<b>92.5</b>	<b>94</b>

**2007-2008 SEASON SERIES (0-2) L.A. LAKERS VS. BOSTON**

PLAYER	G-GS	MIN	FG-FGA	PCT	3FG-FGA	PCT	FT-FTA	PCT	OFF	DEF	TOT	AST	PF-DO	STL	TO	BLK	PTS	AVG	HI
Bryant	2-2	74	15-46	.326	3-13	.231	17-20	.850	2	8	10	6	9-0	0	5	1	50	25.0	28
Fisher	2-2	48	8-18	.444	3-9	.333	5-7	.714	0	4	4	4	4-0	1	1	0	24	12.0	13
Farmar	2-0	48	8-17	.471	5-13	.385	1-1	1.000	1	0	1	4	5-0	1	5	0	22	11.0	13
Odom	2-2	73	8-24	.333	2-5	.400	0-0	---	4	11	15	3	8-0	3	4	3	18	9.0	14
Radmanovic	2-0	33	7-13	.538	3-7	.429	1-1	1.000	2	3	5	1	3-0	1	1	0	18	9.0	18
Bynum	2-2	49	4-9	.444	0-0	---	4-4	1.000	3	8	11	4	10-1	1	4	2	12	6.0	8
Crittenton	1-0	16	1-3	.333	0-0	---	4-7	.571	0	3	3	1	1-0	0	2	0	6	6.0	6
Ariza (TOT)	2-1	41	4-10	.400	0-1	.000	3-5	.600	1	5	6	4	5-0	3	2	0	11	5.5	8
Ariza (LAL)	1-1	25	3-6	.500	0-0	---	2-3	.667	1	2	3	3	3-0	1	1	0	8	8.0	8
Turiaf	2-1	33	4-7	.571	0-0	---	3-3	1.000	3	5	8	3	3-0	1	0	3	11	5.5	7
Walton	2-0	32	3-10	.300	1-3	.333	0-0	---	1	5	6	3	2-0	2	4	0	7	3.5	4
K. Brown	1-0	16	1-2	.500	0-0	---	1-2	.500	1	6	7	1	3-0	0	1	0	3	3.0	3
Vujacic	2-0	19	2-6	.333	0-4	.000	2-2	1.000	0	0	0	3	1-0	1	1	0	6	3.0	6
Mihm	1-0	14	0-4	.000	0-0	---	0-0	---	1	4	5	2	4-0	0	2	0	0	0.0	0
<b>LAKERS</b>	<b>2</b>	<b>480</b>	<b>64-165</b>	<b>.388</b>	<b>17-54</b>	<b>.315</b>	<b>40-50</b>	<b>.800</b>	<b>19</b>	<b>59</b>	<b>78</b>	<b>38</b>	<b>56-1</b>	<b>12</b>	<b>31</b>	<b>9</b>	<b>185</b>	<b>92.5</b>	<b>94</b>
<b>CELTICS</b>	<b>2</b>	<b>480</b>	<b>76-157</b>	<b>.484</b>	<b>15-39</b>	<b>.385</b>	<b>50-67</b>	<b>.746</b>	<b>16</b>	<b>75</b>	<b>91</b>	<b>48</b>	<b>43-1</b>	<b>18</b>	<b>30</b>	<b>6</b>	<b>217</b>	<b>108.5</b>	<b>110</b>





## CELTICS VS. LAKERS GAME-BY-GAME RESULTS (SINCE 1960-61)

Date	H/A	W/L	Celtics	Opp	Date	H/A	W/L	Celtics	Opp	Date	H/A	W/L	Celtics	Opp
11/12/60	N	W	131	124	2/17/67	A	W	120	119	2/23/83	A	W	113	104
12/2/60	H	L	117	120	3/5/67	H	W	130	105	2/8/84	H	L	109	111
12/4/60	A	W	113	103	11/3/67	H	W	105	104	2/24/84	A	L	108	116
12/5/60	A	W	123	101	12/1/67	H	W	123	119	1/16/85	H	W	104	102
12/17/60	H	W	140	112	12/17/67	A	W	123	117	2/17/85	A	L	111	117
1/3/61	A	W	102	96	1/3/68	A	W	113	103	1/22/86	H	W	110	95
1/19/61	N	W	106	103	1/26/68	H	L	112	118	2/16/86	A	W	105	99
2/7/61	N	W	96	95	2/11/68	H	L	104	141	12/12/86	H	L	110	117
2/14/61	N	W	113	93	2/21/68	A	L	117	122	2/15/87	A	L	103	106
2/22/61	A	L	93	105	11/19/68	A	L	106	116	12/11/87	H	L	114	115
11/18/61	H	L	101	103	11/29/68	H	L	92	93	2/14/88	A	L	106	115
12/19/61	A	L	101	104	1/10/69	H	W	88	82	12/16/88	H	W	110	96
12/26/61	H	W	129	117	2/21/69	A	W	124	102	2/19/89	A	L	110	119
1/7/62	A	W	118	95	3/7/69*	A	L	99	105	12/15/89	H	L	110	119
1/23/62	N	W	118	103	3/16/69	H	L	73	108	2/18/90	A	L	110	116
2/1/62	N	W	130	115	12/10/69	H	W	111	99	1/27/91	H	L	87	104
2/18/62	A	L	99	125	12/28/69	A	L	99	109	2/15/91	A	W	98	85
2/20/62	A	W	115	96	1/16/70	H	L	103	108	11/29/91	H	W	114	91
3/11/62	H	W	119	105	2/22/70	A	L	96	108	2/16/92	A	W	114	107
11/9/62	H	L	120	133	3/1/70	H	L	114	120	1/31/93	H	L	87	96
12/7/62	H	W	126	112	3/18/70	A	W	137	122	3/19/93	A	W	129	119
1/4/63	A	L	123	125	12/2/70	H	W	114	111	2/27/94	A	L	97	100
1/5/63	A	L	104	106	12/25/70	A	L	113	123	3/4/94	H	W	109	99
1/20/63	H	W	133	121	2/21/71	A	L	116	124	1/20/95	H	L	118	120
2/12/63	N	W	120	93	2/24/71	H	W	116	96	3/17/95	A	W	118	92
2/13/63	H	L	128	134	3/17/71	H	W	112	104	12/26/95	A	L	91	102
2/22/63	A	L	105	113	11/14/71	A	L	115	128	1/24/96	H	L	107	124
2/24/63	A	W	119	109	12/1/71	H	L	111	124	11/27/96	H	W	110	94
11/13/63	N	W	114	110	1/2/72	A	L	113	122	12/27/96	A	L	102	109
11/27/63	H	W	114	78	2/11/72	H	W	121	108	11/26/97	H	L	103	118
12/26/63	H	W	126	110	2/20/72	A	L	113	132	12/28/97	A	W	108	102
1/4/64*	A	L	118	125	10/13/72	H	W	112	104	12/20/99	H	L	90	99
1/5/64	A	L	95	97	12/15/72	A	W	102	98	2/25/00	A	L	96	109
1/17/64	H	W	99	79	2/7/73*	H	W	113	112	3/13/01	A	L	107	112
2/11/64	H	L	109	113	3/9/73	A	W	119	111	4/6/01	H	L	96	100
2/12/64*	A	W	104	97	12/16/73	A	W	115	110	2/19/02	A	W	109	108
2/16/64	A	W	92	90	1/11/74	H	L	103	111	4/5/02	H	W	99	81
11/13/64	H	L	112	114	3/6/74	A	L	111	116	11/7/02*	H	W	98	95
12/8/64	A	W	108	98	3/10/74	H	W	94	82	3/21/03	A	L	96	104
12/28/64	H	W	133	112	12/4/74	H	W	101	90	12/28/03	A	L	82	105
1/7/65	A	W	112	104	1/3/75	A	W	127	106	3/10/04	H	L	109	117
1/9/65	A	W	107	103	1/10/75	H	W	103	97	2/22/05	A	L	95	104
1/24/65	H	W	117	93	2/23/75	A	W	119	115	3/2/05	H	W	104	101
2/7/65	H	W	101	97	12/28/75	A	W	123	113	2/26/06	A	W	112	111
2/21/65	A	L	114	129	1/7/76	H	W	109	103	3/20/06	H	L	97	105
2/24/65	A	W	97	95	2/20/76	A	W	125	113	1/31/07	H	L	98	111
3/3/65	H	L	102	104	3/10/76	H	W	92	89	2/23/07	A	L	96	122
10/20/65	H	W	100	96	11/10/76	H	W	117	112	11/23/07	H	W	107	94
11/17/65	A	L	115	125	12/28/76	A	L	105	134	12/30/07	A	W	110	91
11/27/65	H	W	101	95	2/4/77	H	W	99	98					
12/8/65	H	W	108	106	12/18/77	A	L	97	104					
1/2/66	A	W	124	113	2/1/78*	H	W	103	100					
1/5/66	A	L	113	120	2/17/78	A	L	106	114					
1/12/66	H	W	114	102	1/10/79	H	L	89	99					
2/13/66	H	L	110	120	2/23/79	A	L	104	113					
2/19/66	A	W	115	111	3/11/79	H	W	108	106					
2/21/66	A	W	115	108	3/18/79	A	L	111	122					
11/27/66	H	W	133	108	12/28/79	A	L	105	123					
12/18/66	A	L	125	127	1/13/80	H	L	98	100					
12/26/66	H	W	121	106	1/18/81	H	W	98	96					
1/1/67	A	L	110	111	2/11/81	A	W	105	91					
1/6/67	A	L	99	102	2/7/82	H	L	113	119					
1/22/67*	H	W	121	120	2/14/82	A	W	108	103					
2/15/67	A	L	114	124	1/30/83	H	W	110	95					

\* Overtime  
\*\* Double-overtime

**LAKERS:** Minneapolis Lakers 1948-60; Los Angeles Lakers 1960-present.

## ALL-TIME SERIES

Boston leads 151-117 (Celtics are 77-43 at home)

**CURRENT STREAK:** Two Celtics wins

**LARGEST CELTICS WIN:** 44 points; 119-75 on 11/11/55 @ Boston

**LARGEST LAKERS WIN:** 37 points; 141-104 on 02/11/68 @ Boston





**MEMPHIS GRIZZLIES**

FedExForum (18,119)

191 Beale Street, Memphis, TN 38103

901-205-1234 • fax 901-205-1497

**2007-08 RESULTS**

Boston won 2-0 (Celtics were 1-0 at TD Banknorth Garden)

01/04/08 Memphis 96 @ Boston 100

03/18/08 Boston 119 @ Memphis 89

**2008-09 MATCHUPS**

03/13/09 Memphis @ Boston

03/21/09 Boston @ Memphis

**DIRECTORY**

**HEAD COACH:**.....Marc Iavaroni

**ASSISTANT COACHES:**.....Johnny Davis, David Joerger, Andy Greer, Ron DuBois, Kevin O'Neill

**ATHLETIC TRAINER:**.....Drew Graham

**PUBLIC AND MEDIA RELATIONS:**.....Dustin Krugel, Ross Wooden

**BROADCAST TELEVISION:**.....FSN South. Broadcasters: Pete Pranica, Sean Tuohy, Rob Fischer

**RADIO:**.....WRBO (103.5FM). Broadcasters: Eric Hasseltine, Elliot Perry, Hank McDowell

**2007-2008 SEASON SERIES (2-0) BOSTON VS. MEMPHIS**

PLAYER	G-GS	MIN	FG-FGA	PCT	3FG-FGA	PCT	FT-FTA	PCT	OFF	DEF	TOT	AST	PF-DQ	STL	TO	BLK	PTS	AVG	HI
Pierce	2-2	67	15-29	.517	5-12	.417	7-8	.875	3	11	14	10	4-0	2	2	0	42	21.0	23
Garnett	2-2	59	15-22	.682	0-0	---	10-12	.833	3	10	13	9	1-0	1	2	1	40	20.0	23
Cassell (TOT)	2-2	47	13-26	.500	0-4	.000	5-6	.833	1	7	8	5	4-0	1	4	0	31	15.5	25
T. Allen	2-0	46	11-20	.550	2-3	.667	5-6	.833	0	6	6	5	6-0	5	4	0	29	14.5	20
R. Allen	2-2	63	9-22	.409	5-11	.455	2-2	1.000	1	4	5	7	5-0	1	5	1	25	12.5	23
Posey	2-0	44	7-12	.583	6-10	.600	4-4	1.000	1	11	12	3	1-0	2	1	1	24	12.0	15
Perkins	2-2	49	9-12	.750	0-0	---	1-2	.500	4	13	17	0	6-0	1	2	3	19	9.5	13
House	2-0	46	7-18	.389	2-9	.222	0-0	---	0	4	4	8	5-0	1	1	0	16	8.0	8
Powe	1-0	12	3-4	.750	0-0	---	0-0	---	1	3	4	0	5-0	0	0	1	6	6.0	6
Davis	2-0	28	4-6	.667	0-0	---	1-2	.500	3	2	5	1	5-0	1	2	0	9	4.5	5
Rondo	2-2	47	3-13	.231	1-1	1.000	0-2	.000	1	4	5	10	7-0	0	7	0	7	3.5	4
Brown	1-0	8	0-1	.000	0-0	---	2-2	1.000	1	1	2	0	1-0	0	1	0	2	2.0	2
Pollard	1-0	4	0-0	---	0-0	---	0-0	---	0	0	0	0	1-0	0	0	0	0	0.0	0
Scalabrino	1-0	6	0-0	---	0-0	---	0-0	---	0	1	1	0	2-0	0	1	0	0	0.0	0
<b>CELTICS</b>	<b>2</b>	<b>480</b>	<b>83-159</b>	<b>.522</b>	<b>21-46</b>	<b>.457</b>	<b>32-40</b>	<b>.800</b>	<b>18</b>	<b>70</b>	<b>88</b>	<b>53</b>	<b>49-0</b>	<b>14</b>	<b>30</b>	<b>7</b>	<b>219</b>	<b>109.5</b>	<b>119</b>
<b>GRIZZLIES</b>	<b>2</b>	<b>480</b>	<b>65-157</b>	<b>.414</b>	<b>14-47</b>	<b>.298</b>	<b>41-56</b>	<b>.732</b>	<b>20</b>	<b>50</b>	<b>70</b>	<b>35</b>	<b>38-1</b>	<b>9</b>	<b>25</b>	<b>12</b>	<b>185</b>	<b>92.5</b>	<b>96</b>

**2007-2008 SEASON SERIES (0-2) MEMPHIS VS. BOSTON**

PLAYER	G-GS	MIN	FG-FGA	PCT	3FG-FGA	PCT	FT-FTA	PCT	OFF	DEF	TOT	AST	PF-DQ	STL	TO	BLK	PTS	AVG	HI
Gay	2-2	71	14-36	.389	1-12	.083	5-6	.833	2	7	9	5	3-0	5	3	2	34	17.0	21
Warrick	1-1	31	4-9	.444	0-0	---	7-9	.778	3	2	5	0	1-0	0	1	1	15	15.0	15
Miller	2-2	66	9-17	.529	4-9	.444	3-5	.600	1	10	11	4	6-1	0	3	0	25	12.5	16
Gasol	1-1	40	3-13	.231	0-1	.000	6-8	.750	4	4	8	5	2-0	0	0	3	12	12.0	12
Navarro	2-0	33	8-15	.533	4-8	.500	3-4	.750	1	2	3	4	3-0	0	3	0	23	11.5	20
Conley	2-2	59	9-17	.529	2-4	.500	1-2	.500	1	2	3	7	2-0	1	5	0	21	10.5	11
Milicic	2-2	57	7-18	.389	0-1	.000	2-2	1.000	1	11	12	2	5-0	1	4	6	16	8.0	10
Crittenton (TOT)	2-0	33	4-10	.400	0-1	.000	6-10	.600	1	5	6	2	2-0	0	3	0	14	7.0	8
Crittenton (MEM)	1-0	17	3-7	.429	0-1	.000	2-3	.667	1	2	3	1	1-0	0	1	0	8	8.0	8
Cardinal	1-0	12	2-5	.400	1-3	.333	0-0	---	1	1	2	0	0-0	1	0	0	5	5.0	5
Lowry	2-0	37	2-6	.333	0-3	.000	5-7	.714	0	3	3	7	8-0	0	2	0	9	4.5	5
Jacobsen	2-0	25	2-5	.400	2-5	.400	2-2	1.000	1	3	4	0	2-0	0	0	0	8	4.0	5
Swift	1-0	10	1-6	.167	0-0	---	2-2	1.000	2	0	2	0	1-0	0	0	0	4	4.0	4
K. Brown (TOT)	2-0	28	1-3	.333	0-0	---	3-6	.500	3	8	11	1	4-0	0	2	0	5	2.5	3
K. Brown (MEM)	1-0	12	0-1	.000	0-0	---	2-4	.500	2	2	4	0	1-0	0	1	0	2	2.0	2
Collins (TOT)	4-2	44	1-3	.333	0-0	---	1-6	.167	2	3	5	2	8-0	1	2	0	3	0.8	3
Collins (MEM)	1-0	11	1-2	.500	0-0	---	1-2	.500	0	1	1	0	3-0	1	1	0	3	3.0	3
<b>GRIZZLIES</b>	<b>2</b>	<b>480</b>	<b>65-157</b>	<b>.414</b>	<b>14-47</b>	<b>.298</b>	<b>41-56</b>	<b>.732</b>	<b>20</b>	<b>50</b>	<b>70</b>	<b>35</b>	<b>38-1</b>	<b>9</b>	<b>25</b>	<b>12</b>	<b>185</b>	<b>92.5</b>	<b>96</b>
<b>CELTICS</b>	<b>2</b>	<b>480</b>	<b>83-159</b>	<b>.522</b>	<b>21-46</b>	<b>.457</b>	<b>32-40</b>	<b>.800</b>	<b>18</b>	<b>70</b>	<b>88</b>	<b>53</b>	<b>49-0</b>	<b>14</b>	<b>30</b>	<b>7</b>	<b>219</b>	<b>109.5</b>	<b>119</b>





## CELTICS VS. GRIZZLIES GAME-BY-GAME RESULTS

Date	H/A	W/L	Celtics	Opp
12/30/95	A	L	95	103
1/31/96	H	W	131	98
2/2/97	H	L	92	102
2/14/97	A	L	106	109
1/15/98	H	W	97	93
2/18/98	A	W	114	105
2/17/99***	A	W	131	129
1/10/00	H	L	103	112
2/24/00	A	W	101	77
11/26/00	H	L	87	98
2/13/01	A	L	98	99
12/23/01	H	W	85	80
3/15/02	A	W	103	97
10/31/03	A	W	93	91
12/1/03	H	L	89	96
12/29/04	A	L	109	117
2/16/05	H	W	90	88
11/9/05	H	W	99	98
3/14/06	A	L	76	93
12/6/06	H	L	96	98
1/5/07	A	W	128	119
1/4/08	H	W	100	96
3/8/08	A	W	119	89

\* Overtime  
 \*\* Double-overtime  
 \*\*\* Triple-overtime

## ALL-TIME SERIES

Boston leads 15-10 (Celtics are 7-5 at home)

**CURRENT STREAK:** Three Celtics wins

**LARGEST CELTICS WIN:** 33 points; 131-98 on 01/31/96 @ Boston

**LARGEST GRIZZLIES WIN:** 17 points; 93-76 on 03/14/06 @ Memphis





**MIAMI HEAT**

**MIAMI HEAT**

AmericanAirlines Arena (19,600)  
601 Biscayne Boulevard, Miami, FL 33132  
786-777-HEAT • fax 786-777-1615

**2007-08 RESULTS**

Boston won 4-0 (Celtics were 2-0 at TD Banknorth Garden)

- 11/16/07 Miami 91 @ Boston 92
- 11/30/07 Boston 95 @ Miami 85
- 01/29/08 Boston 117 @ Miami 87
- 03/30/08 Miami 62 @ Boston 88

**2008-09 MATCHUPS**

- 01/21/09 Boston @ Miami
- 03/11/09 Boston @ Miami
- 03/14/09 Miami @ Boston
- 04/10/09 Miami @ Boston

**DIRECTORY**

**HEAD COACH:**.....Erik Spoelstra  
**ASSISTANT COACHES:** .....David Fizdale, Bob McAdoo, Keith Askins, Ron Rothstein, Chad Kammerer  
**ATHLETIC TRAINER:** .....Ron Culp  
**PUBLIC AND MEDIA RELATIONS:**.....Tim Donovan, Rob Wilson, Michael Lissack, Nick Maiorana  
**CABLE TELEVISION:** .....Sun Sports. Broadcasters: Eric Reid, Tony Fiorentino, Jason Jackson  
**RADIO:** .....WIOD (610AM). Broadcasters: Mike Inglis, John Crotty  
**SPANISH RADIO:**.....WQBA (1140AM). Broadcaster: Jose Paneda

**2007-2008 SEASON SERIES (4-0) BOSTON VS. MIAMI**

PLAYER	G-GS	MIN	FG-FGA	PCT	3FG-FGA	PCT	FT-FTA	PCT	OFF	DEF	TOT	AST	PF-DQ	STL	TO	BLK	PTS	AVG	HI
Powe	2-0	63	14-24	.583	0-0	---	14-19	.737	9	15	24	1	8-0	0	4	0	42	21.0	25
Garnett	3-3	100	23-41	.561	0-1	.000	15-17	.882	6	22	28	10	5-0	2	5	1	61	20.3	26
R. Allen	3-3	113	12-47	.255	5-18	.278	17-18	.944	6	5	11	14	5-0	5	6	0	46	15.3	19
Pierce	4-4	121	17-46	.370	8-19	.421	14-18	.778	2	15	17	15	11-0	7	14	1	56	14.0	27
Rondo	4-4	119	17-25	.680	0-0	---	9-12	.750	3	20	23	21	8-0	8	6	0	43	10.8	23
Cassell (TOT)	1-0	18	3-8	.375	1-2	.500	2-2	1.000	2	0	2	2	3-0	1	0	0	9	9.0	9
Cassell (BOS)	1-0	18	3-8	.375	1-2	.500	2-2	1.000	2	0	2	2	3-0	1	0	0	9	9.0	9
Posey	4-0	103	12-28	.429	6-16	.375	5-7	.714	4	14	18	8	12-0	9	4	0	35	8.8	13
House	4-0	63	11-28	.393	9-19	.474	1-2	.500	1	8	9	4	2-0	6	7	0	32	8.0	20
T. Allen	3-1	56	7-20	.350	2-4	.500	6-7	.857	1	3	4	8	7-0	4	1	2	22	7.3	20
Perkins	4-4	100	11-17	.647	0-0	---	3-4	.750	6	17	23	2	10-0	0	7	5	25	6.3	10
Davis	2-0	35	5-8	.625	0-0	---	1-2	.500	3	2	5	3	7-1	0	3	1	11	5.5	7
Brown	1-0	11	1-2	.500	0-0	---	0-0	---	1	3	4	1	2-0	0	1	1	2	2.0	2
Scalabrino	3-1	28	2-7	.286	1-4	.250	0-0	---	3	4	7	1	6-0	2	3	0	5	1.7	3
Pollard	2-0	19	1-2	.500	0-0	---	1-1	1.000	2	7	9	1	5-0	0	1	0	3	1.5	3
Pruitt	1-0	10	0-2	.000	0-1	.000	0-0	---	0	1	1	0	0-0	1	1	0	0	0.0	0
<b>CELTICS</b>	<b>4</b>	<b>960</b>	<b>136-305</b>	<b>.446</b>	<b>32-84</b>	<b>.381</b>	<b>88-109</b>	<b>.807</b>	<b>49</b>	<b>136</b>	<b>185</b>	<b>91</b>	<b>91-1</b>	<b>45</b>	<b>67</b>	<b>11</b>	<b>392</b>	<b>98.0</b>	<b>117</b>
<b>HEAT</b>	<b>4</b>	<b>960</b>	<b>112-281</b>	<b>.399</b>	<b>24-81</b>	<b>.296</b>	<b>77-110</b>	<b>.700</b>	<b>25</b>	<b>114</b>	<b>139</b>	<b>60</b>	<b>80-2</b>	<b>36</b>	<b>72</b>	<b>22</b>	<b>325</b>	<b>81.3</b>	<b>91</b>

**2007-2008 SEASON SERIES (0-4) MIAMI VS. BOSTON**

PLAYER	G-GS	MIN	FG-FGA	PCT	3FG-FGA	PCT	FT-FTA	PCT	OFF	DEF	TOT	AST	PF-DQ	STL	TO	BLK	PTS	AVG	HI
O'Neal	2-2	62	13-17	.765	0-0	---	4-6	.667	5	15	20	3	7-0	0	5	3	30	15.0	17
Jackson	1-0	20	4-7	.571	4-5	.800	2-2	1.000	1	1	2	0	1-0	1	1	0	14	14.0	14
Wade	3-3	108	11-35	.314	0-4	.000	18-28	.643	2	8	10	13	6-0	4	13	2	40	13.3	23
Ahearn	1-0	20	2-8	.250	2-6	.333	6-6	1.000	0	0	0	0	2-0	1	3	0	12	12.0	12
Davis	4-2	139	16-47	.340	5-20	.250	11-13	.846	2	15	17	9	6-0	2	14	1	48	12.0	20
Haslem	3-3	89	14-25	.560	0-0	---	4-8	.500	2	21	23	1	9-0	4	3	0	32	10.7	18
Williams	3-2	87	12-28	.429	6-17	.353	2-2	1.000	0	9	9	10	6-0	5	3	0	32	10.7	22
Jones (TOT)	1-0	12	3-4	.750	3-3	1.000	1-1	1.000	0	2	2	0	0-0	1	2	0	10	10.0	10
Blount	3-2	51	10-20	.500	0-1	.000	6-11	.545	2	7	9	0	5-0	0	2	2	26	8.7	20
Parker	1-0	12	3-6	.500	2-3	.667	0-0	---	0	2	2	1	2-0	0	0	2	8	8.0	8
Wright	1-1	22	3-9	.333	0-0	---	2-2	1.000	1	2	3	0	3-0	0	1	1	8	8.0	8
Barron	2-1	35	4-8	.500	0-0	---	4-6	.667	2	7	9	0	4-0	0	4	0	12	6.0	10
Powell	1-1	40	2-8	.250	0-3	.000	2-2	1.000	1	4	5	3	3-0	4	2	0	6	6.0	6
Quinn	3-2	74	4-20	.200	2-10	.200	7-8	.875	0	4	4	14	2-0	4	6	0	17	5.7	14
Cook	3-0	53	6-19	.316	2-11	.182	0-1	.000	0	5	5	3	7-1	3	3	0	14	4.7	8
Johnson	3-0	39	3-9	.333	0-0	---	5-8	.625	2	5	7	0	11-1	1	4	1	11	3.7	7
Mourning	2-0	32	2-3	.667	0-0	---	2-5	.400	1	2	3	0	4-0	1	2	7	6	3.0	6
Hardaway	2-1	27	2-8	.250	1-1	1.000	0-0	---	1	1	2	3	0-0	5	4	0	5	2.5	5
Anthony	1-0	29	0-1	.000	0-0	---	2-2	1.000	2	5	7	0	1-0	0	0	1	2	2.0	2
Lasme (TOT)	1-0	21	1-3	.333	0-0	---	0-0	---	1	1	2	0	1-0	1	1	2	2	2.0	2
Lasme (MIA)	1-0	21	1-3	.333	0-0	---	0-0	---	1	1	2	0	1-0	1	1	2	2	2.0	2
<b>HEAT</b>	<b>4</b>	<b>960</b>	<b>112-281</b>	<b>.399</b>	<b>24-81</b>	<b>.296</b>	<b>77-110</b>	<b>.700</b>	<b>25</b>	<b>114</b>	<b>139</b>	<b>60</b>	<b>80-2</b>	<b>36</b>	<b>72</b>	<b>22</b>	<b>325</b>	<b>81.3</b>	<b>91</b>
<b>CELTICS</b>	<b>4</b>	<b>960</b>	<b>136-305</b>	<b>.446</b>	<b>32-84</b>	<b>.381</b>	<b>88-109</b>	<b>.807</b>	<b>49</b>	<b>136</b>	<b>185</b>	<b>91</b>	<b>91-1</b>	<b>45</b>	<b>67</b>	<b>11</b>	<b>392</b>	<b>98.0</b>	<b>117</b>





## CELTICS VS. HEAT GAME-BY-GAME RESULTS

Date	H/A	W/L	Celtics	Opp	Date	H/A	W/L	Celtics	Opp
11/15/88	A	W	84	65	10/29/03	H	W	98	75
1/29/89	H	W	121	103	1/20/04	A	W	86	84
1/13/90	A	W	105	96	4/7/04	A	L	101	104
1/24/90	H	W	116	95	4/12/04	H	L	77	84
3/2/90	A	W	122	110	11/28/04	A	L	104	106
4/7/90	A	W	115	105	12/21/04	A	L	100	108
4/12/90	H	W	139	118	4/15/05	H	W	101	99
11/26/90	H	W	118	101	2/6/06	A	L	98	114
12/15/90	A	W	114	100	3/1/06	H	L	96	103
3/6/91	H	W	126	117	3/16/06	A	L	104	107
3/28/91	A	L	88	90	4/19/06	H	W	85	78
4/12/91	H	W	119	109	2/7/07	H	L	79	91
11/5/91	A	W	93	89	4/6/07	H	L	85	88
12/4/91	H	W	124	97	4/16/07	A	W	91	89
12/21/91	A	L	101	112	11/16/07	H	W	92	91
3/10/92	A	L	101	108	11/30/07	A	W	95	85
4/19/92	H	W	109	93	1/29/08	A	W	117	87
11/10/92	A	L	106	110	3/30/08	H	W	88	62
12/4/92	H	W	114	104					
3/24/93	H	W	115	109					
4/17/93	A	W	103	100					
11/26/93	H	L	93	101					
12/11/93	A	L	80	111					
1/26/94	H	W	103	98					
3/7/94	A	W	112	104					
3/13/94	H	L	87	106					
11/18/94	A	W	115	111					
1/4/95	H	W	117	113					
1/18/95	A	L	93	121					
3/28/95	A	W	126	115					
3/31/95	H	W	100	99					
12/4/95**	H	W	121	120					
12/6/95	A	W	105	101					
2/3/96	A	W	100	99					
3/24/96	H	L	95	111					
11/30/96	A	L	77	78					
1/16/97	H	L	94	102					
1/29/97	A	L	83	103					
2/5/97	H	L	117	118					
11/5/97	H	L	74	90					
12/5/97	A	L	97	117					
3/25/98	H	L	91	105					
3/31/98	A	L	95	121					
2/9/99	A	W	108	101					
4/16/99	H	W	82	81					
4/29/99	A	W	107	96					
11/20/99	A	L	92	110					
12/3/99	H	W	96	84					
1/25/00	A	L	89	115					
2/2/00	H	L	103	105					
1/6/01	A	L	86	112					
1/10/01	H	W	88	76					
4/3/01	A	W	82	77					
4/11/01	H	L	97	102					
11/27/01	A	W	84	83					
1/4/02	H	L	66	89					
3/25/02	A	W	87	82					
4/10/02	H	W	70	65					
12/18/02	H	L	81	91					
12/27/02	A	L	70	90					
4/2/03	H	W	90	62					
4/13/03	A	W	94	86					

\* Overtime  
\*\* Double-overtime

## ALL-TIME SERIES

Boston leads 46-34 (Celtics are 24-15 at home)

**CURRENT STREAK:** Five Celtics wins

**LARGEST CELTICS WIN:** 30 points; 117-87 on 01/29/08 @ Miami

**LARGEST HEAT WIN:** 31 points; 111-20 on 12/11/93 @ Miami





**MILWAUKEE BUCKS**

Bradley Center (18,717)  
 1001 North Fourth Street, Milwaukee, WI 53203  
 414-227-0500 • fax 414-294-4890

**2007-08 RESULTS**

Boston won 4-0 (Celtics were 2-0 at TD Banknorth Garden)

- 12/14/07 Milwaukee 82 @ Boston 104
- 03/15/08 Boston 99 @ Milwaukee 77
- 04/08/08 Boston 107 @ Milwaukee 104 (OT)
- 04/11/08 Milwaukee 86 @ Boston 102

**2008-09 MATCHUPS**

- 11/07/08 Milwaukee @ Boston
- 11/15/08 Boston @ Milwaukee
- 03/15/09 Boston @ Milwaukee

**DIRECTORY**

**HEAD COACH:**.....Scott Skiles  
**ASSISTANT COACHES:**.....Jim Boylan, Lionel Hollins, Kelvin Sampson, Joe Wolf  
**ATHLETIC TRAINER:**.....Marc Boff  
**PUBLIC AND MEDIA RELATIONS:**.....Dan Smyczek, Matt Wessel, Adam Rose  
**BROADCAST TELEVISION:**.....FSN North. Broadcasters: Jim Paschke, Jon McGlocklin  
**RADIO:**.....WTMJ (620AM). Broadcaster: Ted Davis

**2007-2008 SEASON SERIES (4-0) BOSTON VS. MILWAUKEE**

PLAYER	G-GS	MIN	FG-FGA	PCT	3FG-FGA	PCT	FT-FTA	PCT	OFF	DEF	TOT	AST	PF-DQ	STL	TO	BLK	PTS	AVG	HI
Pierce	4-4	109	25-52	.481	11-28	.393	12-12	1.000	1	14	15	10	6-0	1	7	0	73	18.3	32
Garnett	4-4	98	27-46	.587	0-0	---	13-19	.684	3	17	20	10	5-0	8	3	1	67	16.8	21
Cassell (TOT)	3-1	64	17-32	.531	0-1	.000	7-7	1.000	1	5	6	17	7-0	6	5	0	41	13.7	21
Cassell (BOS)	2-0	41	10-19	.526	0-0	---	0-0	---	1	5	6	9	6-0	3	3	0	20	10.0	10
Rondo	4-4	101	23-40	.575	0-1	.000	6-6	1.000	5	10	15	24	7-0	3	8	0	52	13.0	17
R. Allen	2-2	47	8-17	.471	4-10	.400	2-2	1.000	1	1	2	7	4-0	1	0	0	22	11.0	11
T. Allen	4-2	112	15-33	.455	1-5	.200	12-13	.923	4	7	11	12	12-0	4	8	0	43	10.8	17
House	3-0	73	12-27	.444	5-13	.385	1-1	1.000	1	7	8	4	0-0	2	4	0	30	10.0	17
Posey	4-0	111	11-25	.440	7-16	.438	5-7	.714	1	24	25	7	13-0	4	7	1	34	8.5	16
Powe	3-0	43	7-14	.500	0-0	---	11-17	.647	5	4	9	1	7-1	0	2	1	25	8.3	14
Pruitt	2-0	13	4-5	.800	1-1	1.000	0-0	---	0	1	1	3	2-0	2	1	0	9	4.5	7
Perkins	4-4	96	7-9	.778	0-0	---	3-4	.750	7	18	25	5	11-0	3	2	5	17	4.3	8
Brown	2-0	42	3-10	.300	0-1	.000	2-4	.500	7	5	12	4	3-0	1	2	0	8	4.0	4
Davis	3-0	72	4-15	.267	0-0	---	3-6	.500	5	13	18	0	9-0	4	10	3	11	3.7	6
Scalabrino	4-0	28	0-2	.000	0-1	.000	1-2	.500	1	3	4	5	2-0	0	2	0	1	0.3	1
<b>CELTICS</b>	<b>4</b>	<b>985</b>	<b>156-314</b>	<b>.497</b>	<b>29-76</b>	<b>.382</b>	<b>71-93</b>	<b>.763</b>	<b>42</b>	<b>129</b>	<b>171</b>	<b>101</b>	<b>87-1</b>	<b>36</b>	<b>63</b>	<b>11</b>	<b>412</b>	<b>103.0</b>	<b>107</b>
<b>BUCKS</b>	<b>4</b>	<b>985</b>	<b>127-327</b>	<b>.388</b>	<b>21-77</b>	<b>.273</b>	<b>74-102</b>	<b>.725</b>	<b>66</b>	<b>110</b>	<b>176</b>	<b>80</b>	<b>82-2</b>	<b>33</b>	<b>69</b>	<b>10</b>	<b>349</b>	<b>87.3</b>	<b>104</b>

**2007-2008 SEASON SERIES (0-4) MILWAUKEE VS. BOSTON**

PLAYER	G-GS	MIN	FG-FGA	PCT	3FG-FGA	PCT	FT-FTA	PCT	OFF	DEF	TOT	AST	PF-DQ	STL	TO	BLK	PTS	AVG	HI
Redd	4-4	131	22-58	.379	7-21	.333	14-15	.933	8	2	10	12	5-0	1	9	0	65	16.3	25
Bell	2-0	46	10-20	.500	2-7	.286	0-0	---	0	4	4	8	2-0	1	1	1	22	11.0	16
Bogut	3-3	105	12-29	.414	0-1	.000	9-13	.692	7	17	24	11	9-0	4	12	4	33	11.0	15
Yi	1-1	24	3-5	.600	0-0	---	4-4	1.000	2	3	5	2	3-0	0	6	0	10	10.0	10
Mason	4-4	107	13-36	.361	0-0	---	13-21	.619	8	14	22	2	2-0	3	5	0	39	9.8	14
Williams	2-2	48	8-15	.533	3-7	.429	0-0	---	1	4	5	5	5-0	4	4	0	19	9.5	14
Simmons	4-0	91	14-39	.359	5-19	.263	4-4	1.000	4	7	11	4	10-1	3	7	0	37	9.3	13
Sessions	3-2	86	9-21	.429	1-2	.500	7-11	.636	2	10	12	22	3-0	6	11	0	26	8.7	13
Ivey	4-0	73	8-26	.308	2-11	.182	9-11	.818	3	4	7	8	9-0	3	4	0	27	6.8	12
Villanueva	3-2	72	8-32	.250	1-9	.111	2-2	1.000	4	15	19	1	3-0	1	3	0	19	6.3	10
Storey	3-0	33	6-13	.462	0-0	---	4-5	.800	10	5	15	0	3-0	0	0	0	16	5.3	12
Gadzuric	4-2	58	8-18	.444	0-0	---	3-6	.500	6	7	13	0	9-0	2	0	2	19	4.8	9
Ruffin	3-0	74	3-4	.750	0-0	---	5-10	.500	8	14	22	4	12-1	3	1	2	11	3.7	6
Voskuhl	3-0	39	3-11	.273	0-0	---	0-0	---	3	4	7	1	7-0	2	4	1	6	2.0	4
<b>BUCKS</b>	<b>4</b>	<b>985</b>	<b>127-327</b>	<b>.388</b>	<b>21-77</b>	<b>.273</b>	<b>74-102</b>	<b>.725</b>	<b>66</b>	<b>110</b>	<b>176</b>	<b>80</b>	<b>82-2</b>	<b>33</b>	<b>69</b>	<b>10</b>	<b>349</b>	<b>87.3</b>	<b>104</b>
<b>CELTICS</b>	<b>4</b>	<b>985</b>	<b>156-314</b>	<b>.497</b>	<b>29-76</b>	<b>.382</b>	<b>71-93</b>	<b>.763</b>	<b>42</b>	<b>129</b>	<b>171</b>	<b>101</b>	<b>87-1</b>	<b>36</b>	<b>63</b>	<b>11</b>	<b>412</b>	<b>103.0</b>	<b>107</b>





## CELTICS VS. BUCKS GAME-BY-GAME RESULTS

Date	H/A	W/L	Celtics	Opp	Date	H/A	W/L	Celtics	Opp	Date	H/A	W/L	Celtics	Opp
10/26/68	H	W	102	89	11/10/82	H	L	101	105	3/4/96	H	W	105	98
11/9/68	A	W	98	97	11/14/82	A	W	100	98	3/10/96	A	W	110	103
12/3/68	A	W	137	115	11/28/82	H	W	124	109	11/2/96	A	L	102	124
12/4/68	H	W	101	99	12/3/82	A	L	112	115	12/8/96	A	L	87	100
12/26/68	H	W	139	106	3/22/83	A	L	108	116	12/16/96	H	L	91	107
1/12/69	A	L	110	114	4/1/83	H	W	97	83	3/17/97	H	W	126	117
10/28/69	A	W	120	107	11/2/83	H	W	119	105	11/8/97	A	L	96	105
11/11/69	H	L	118	129	1/15/84	A	L	87	106	12/10/97	H	W	96	91
12/17/69	H	L	106	124	1/22/84	H	W	109	98	1/3/98	A	W	106	99
12/19/69	A	L	111	115	3/9/84**	A	W	129	128	4/15/98	H	L	109	117
1/10/70	A	L	109	124	3/16/84	H	W	109	99	3/18/99	A	L	83	99
2/14/70	A	L	117	127	4/10/84	A	W	96	95	4/2/99	H	L	83	84
11/11/70	H	L	113	125	12/19/84	H	L	92	107	5/1/99	H	L	79	88
12/18/70	A	L	114	124	12/30/84	A	L	98	114	11/26/99	H	L	112	114
1/17/71	A	L	113	120	3/20/85	H	W	107	105	3/8/00	H	W	112	101
1/27/71	H	L	129	132	4/2/85	A	L	103	109	3/26/00	A	L	84	99
2/28/71	H	L	99	111	4/12/85*	H	L	113	115	11/30/00	A	L	97	108
11/29/71	H	W	125	114	10/30/85	H	W	117	106	12/23/00	A	L	99	104
12/10/71	A	L	104	120	12/3/85	A	W	112	109	2/7/01	H	W	94	91
12/22/71	N	W	101	98	2/4/86	A	W	112	93	3/7/01	H	L	94	101
2/13/72	H	L	109	117	3/26/86	H	W	121	115	11/3/01	A	L	99	105
3/6/72*	A	L	127	132	4/8/86	A	W	126	114	1/29/02	A	L	90	109
11/1/72	H	L	88	95	11/1/86	A	L	105	111	2/27/02	H	L	92	95
11/21/72	A	W	116	102	11/12/86	H	W	124	116	3/31/02	H	W	110	80
12/23/72	A	L	98	104	12/20/86	A	L	100	120	11/16/02	A	L	85	104
2/11/73	H	W	120	96	1/7/87	H	W	119	92	1/18/03	A	W	97	95
11/16/73	H	W	105	90	3/17/87	A	L	115	123	1/22/03	H	L	97	106
11/30/73	A	L	93	117	3/18/87	H	W	120	102	11/28/03	H	W	106	96
2/6/74	A	W	105	104	11/6/87	H	W	125	108	11/29/03	A	L	94	100
2/10/74	N	L	86	95	11/28/87	A	L	97	112	1/13/04	A	L	103	111
11/12/74	A	W	91	83	2/4/88	A	L	101	111	2/25/04	H	L	104	106
2/2/75	H	W	120	102	2/26/88	H	W	132	96	12/1/04	H	W	101	100
2/5/75	A	W	92	90	3/1/88	A	L	116	117	2/8/05	A	L	97	121
2/28/75	H	W	107	106	4/13/88	H	W	123	104	4/6/05	H	W	103	97
11/7/75	A	L	101	104	11/12/88	A	L	100	108	4/13/05	A	W	111	108
12/10/75	H	W	111	98	11/25/88	H	W	115	96	12/16/05	H	L	96	100
1/18/76	A	W	97	94	2/24/89	H	W	125	112	1/29/06	A	L	79	83
4/9/76	H	L	100	106	3/21/89	A	L	86	98	3/10/06	H	L	86	92
10/23/76	A	W	111	107	11/3/89	H	W	127	114	11/25/06	A	W	111	98
12/15/76	H	W	129	125	11/7/89	A	L	100	106	2/14/07	H	W	117	97
1/28/77	H	W	119	113	12/19/89	A	W	95	86	4/4/07	A	L	89	98
3/17/77	A	L	91	100	2/6/90	H	L	106	119	4/13/07	H	L	102	104
11/13/77*	A	W	127	119	11/13/90	A	L	91	119	12/14/07	H	W	104	82
12/29/77	A	W	124	115	12/12/90	H	W	129	111	3/15/08	A	W	99	77
1/18/78	H	W	130	116	1/9/91	H	W	110	102	4/8/08*	A	W	107	104
4/8/78	H	L	111	123	4/11/91	A	L	92	111	4/11/08	H	W	102	86
11/7/78	A	L	108	125	12/18/91	H	W	131	117					
1/19/79	H	W	103	102	1/31/92	A	L	100	102					
3/4/79	H	L	122	135	3/17/92	A	L	106	127					
3/28/79	A	L	117	135	4/10/92	H	W	109	100					
12/9/79	A	W	113	108	11/7/92	A	L	88	124					
12/14/79	H	W	97	94	1/16/93	A	W	110	99					
10/16/80	A	W	110	103	2/9/93	H	W	104	92					
11/7/80	H	L	101	102	3/12/93	H	L	109	115					
11/30/80	A	L	105	107	11/8/93	H	W	108	100					
12/9/80	H	W	112	89	11/27/93	A	L	85	89					
2/5/81	A	L	103	113	3/29/94*	A	W	119	107					
3/11/81	H	W	122	108	4/19/94	H	W	120	112					
10/31/81	A	L	103	119	11/22/94	H	L	94	116					
11/20/81	H	W	112	89	3/3/95	H	W	103	91					
1/5/82	A	L	118	122	3/19/95	A	L	94	95					
2/28/82	H	W	106	102	4/19/95	A	L	97	106					
4/6/82	A	L	116	122	11/3/95	H	L	100	101					
4/14/82	H	W	100	91	11/18/95	A	W	99	93					

\* Overtime  
\*\* Double-overtime

## ALL-TIME SERIES

Boston leads 87-82 (Celtics are 55-33 at home)

**CURRENT STREAK:** Four Celtics wins

**LARGEST CELTICS WIN:** 36 points; 132-96 on 02/26/88 @ Boston

**LARGEST BUCKS WIN:** 36 points; 124-88 on 11/07/92 @ Milwaukee





**MINNESOTA TIMBERWOLVES**

Target Center (19,356)

600 First Avenue North, Minneapolis, MN 55403

612-673-1600 • fax 612-673-8385

**2007-08 RESULTS**

Boston won 2-0 (Celtics were 1-0 at TD Banknorth Garden)

01/25/08 Minnesota 86 @ Boston 87

02/08/08 Boston 88 @ Minnesota 86

**2008-09 MATCHUPS**

11/21/08 Boston @ Minnesota

02/01/09 Minnesota @ Boston

**DIRECTORY**

**HEAD COACH:**.....Randy Wittman  
**ASSISTANT COACHES:**.....Jerry Sichting, John-Blair Bickerstaff, Ed Pinckney, Dean Cooper  
**ATHLETIC TRAINER:**.....Gregg Farnam  
**PUBLIC AND MEDIA RELATIONS:**.....Mike Cristaldi, Ben Hande, Mark Rosenberg  
**BROADCAST TELEVISION:**.....KSTC-TV. Broadcasters: Tom Hanneman, Jim Petersen  
**CABLE TELEVISION:**.....Fox Sports Net North. Broadcasters: Same  
**RADIO:**.....KFAN (1130AM). Broadcasters: Alan Horton, TBD

**2007-2008 SEASON SERIES (2-0) BOSTON VS. MINNESOTA**

PLAYER	G-GS	MIN	FG-FGA	PCT	3FG-FGA	PCT	FT-FTA	PCT	OFF	DEF	TOT	AST	PF-DQ	STL	TO	BLK	PTS	AVG	HI
Pierce	2-2	76	10-31	.323	1-4	.250	16-16	1.000	2	9	11	14	3-0	2	7	0	37	18.5	19
R. Allen	2-2	79	9-34	.265	5-16	.313	6-6	1.000	1	8	9	6	4-0	1	6	0	29	14.5	17
Powe	2-0	39	11-13	.846	0-0	---	1-1	1.000	4	6	10	0	4-0	0	4	2	23	11.5	16
Perkins	2-2	53	8-10	.800	0-0	---	6-10	.600	4	5	9	0	4-0	1	3	7	22	11.0	21
Garnett	1-1	31	4-5	.800	0-0	---	2-2	1.000	2	14	16	2	1-0	1	2	1	10	10.0	10
House	2-0	30	6-12	.500	3-5	.600	2-2	1.000	0	0	0	4	3-0	1	4	1	17	8.5	14
Rondo	2-2	66	8-18	.444	0-1	.000	0-1	.000	1	9	10	7	3-0	3	6	2	16	8.0	12
T. Allen	2-0	33	4-11	.364	0-1	.000	4-7	.571	1	5	6	1	3-0	3	4	0	12	6.0	7
Davis	2-0	27	2-2	1.000	0-0	---	2-2	1.000	2	3	5	1	5-0	0	1	0	6	3.0	4
Posey	1-0	27	1-4	.250	1-4	.250	0-0	---	0	4	4	3	0-0	0	0	2	3	3.0	3
Scalabrino	1-1	19	0-3	.000	0-1	.000	0-0	---	0	3	3	0	2-0	1	1	0	0	0.0	0
<b>CELTICS</b>	<b>2</b>	<b>480</b>	<b>63-143</b>	<b>.441</b>	<b>10-32</b>	<b>.313</b>	<b>39-47</b>	<b>.830</b>	<b>17</b>	<b>66</b>	<b>83</b>	<b>38</b>	<b>32-0</b>	<b>13</b>	<b>40</b>	<b>15</b>	<b>175</b>	<b>87.5</b>	<b>88</b>
<b>TIMBERWOLVES</b>	<b>2</b>	<b>480</b>	<b>69-167</b>	<b>.413</b>	<b>9-38</b>	<b>.237</b>	<b>25-31</b>	<b>.806</b>	<b>24</b>	<b>55</b>	<b>79</b>	<b>37</b>	<b>45-0</b>	<b>24</b>	<b>29</b>	<b>8</b>	<b>172</b>	<b>86.0</b>	<b>86</b>

**2007-2008 SEASON SERIES (0-2) MINNESOTA VS. BOSTON**

PLAYER	G-GS	MIN	FG-FGA	PCT	3FG-FGA	PCT	FT-FTA	PCT	OFF	DEF	TOT	AST	PF-DQ	STL	TO	BLK	PTS	AVG	HI
Jefferson	2-2	71	15-31	.484	0-0	---	3-4	.750	6	8	14	4	7-0	5	7	4	33	16.5	18
Gomes	2-2	59	9-19	.474	0-5	.000	8-8	1.000	2	7	9	2	5-0	0	1	1	26	13.0	13
McCants	2-1	50	9-18	.500	2-4	.500	0-0	---	0	7	7	2	4-0	4	4	0	20	10.0	12
Smith	2-0	47	9-16	.563	0-1	.000	2-3	.667	7	10	17	3	4-0	0	1	0	20	10.0	16
Telfair	2-2	65	8-22	.364	2-7	.286	2-2	1.000	1	7	8	12	6-0	3	4	1	20	10.0	18
Brewer	2-1	55	7-18	.389	0-0	---	5-6	.833	2	3	5	1	6-0	5	3	1	19	9.5	11
Green	1-0	15	3-9	.333	0-2	.000	3-5	.600	2	1	3	2	1-0	1	1	0	9	9.0	9
Foye	1-0	25	3-12	.250	1-5	.200	1-1	1.000	1	3	4	3	3-0	0	2	0	8	8.0	8
Jaric	2-2	63	4-11	.364	2-7	.286	1-2	.500	2	4	6	6	4-0	0	1	1	11	5.5	7
Walker	2-0	29	2-11	.182	2-7	.286	0-0	---	1	5	6	2	5-0	6	4	0	6	3.0	3
<b>TIMBERWOLVES</b>	<b>2</b>	<b>480</b>	<b>69-167</b>	<b>.413</b>	<b>9-38</b>	<b>.237</b>	<b>25-31</b>	<b>.806</b>	<b>24</b>	<b>55</b>	<b>79</b>	<b>37</b>	<b>45-0</b>	<b>24</b>	<b>29</b>	<b>8</b>	<b>172</b>	<b>86.0</b>	<b>86</b>
<b>CELTICS</b>	<b>2</b>	<b>480</b>	<b>63-143</b>	<b>.441</b>	<b>10-32</b>	<b>.313</b>	<b>39-47</b>	<b>.830</b>	<b>17</b>	<b>66</b>	<b>83</b>	<b>38</b>	<b>32-0</b>	<b>13</b>	<b>40</b>	<b>15</b>	<b>175</b>	<b>87.5</b>	<b>88</b>





## CELTICS VS. TIMBERWOLVES GAME-BY-GAME RESULTS

Date	H/A	W/L	Celtics	Opp
11/17/89	H	W	116	99
2/2/90	A	L	105	116
1/28/91	A	W	108	87
2/27/91	H	W	116	111
1/4/92	A	L	96	100
1/10/92	H	L	94	104
11/6/92	H	W	113	92
12/15/92**	A	W	124	119
1/8/94	A	L	90	108
4/8/94	H	W	112	108
11/12/94	A	W	114	101
2/5/95	H	W	115	82
12/22/95	H	W	114	113
3/27/96	A	W	121	116
1/3/97	H	L	84	94
3/16/97	A	L	101	119
1/2/98	H	W	93	89
1/21/98	A	L	95	104
3/24/99	H	L	68	87
1/13/00	A	L	85	103
3/22/00	H	L	106	109
12/1/00	H	L	98	102
1/15/01	A	W	107	102
2/1/02*	H	L	95	98
4/15/02	A	W	93	90
11/9/02	A	W	105	99
12/20/02	H	W	108	99
12/15/03	H	L	95	116
3/7/04	A	W	80	77
2/6/05	A	W	103	100
3/6/05	H	L	97	99
1/18/06	H	W	103	96
1/30/06	A	L	85	110
2/11/07	A	L	107	109
3/4/07**	H	W	124	117
1/25/08	H	W	87	86
2/8/08	A	W	88	86

\* Overtime  
\*\* Double-overtime

## ALL-TIME SERIES

Boston leads 21-16 (Celtics are 11-8 at home)

**CURRENT STREAK:** Three Celtics wins

**LARGEST CELTICS WIN:** 33 points; 115-82 on 02/05/95 @ Boston

**LARGEST TIMBERWOLVES WIN:** 25 points; 110-85 on 01/30/06 @ Minnesota





**NEW JERSEY NETS**  
 IZOD Center (20,032)  
 390 Murray Hill Parkway, East Rutherford, NJ 07073  
 201-935-8888 • fax 201-935-1088

**2007-08 RESULTS**

Boston won 4-0 (Celtics were 2-0 at TD Banknorth Garden)

- 11/10/07 Boston 112 @ New Jersey 101
- 11/14/07 New Jersey 69 @ Boston 91
- 01/11/08 Boston 86 @ New Jersey 77
- 04/16/08 New Jersey 94 @ Boston 105

**2008-09 MATCHUPS**

- 01/14/09 New Jersey @ Boston
- 01/17/09 Boston @ New Jersey
- 03/04/09 Boston @ New Jersey
- 04/08/09 New Jersey @ Boston

**DIRECTORY**

**HEAD COACH:** .....Lawrence Frank  
**ASSISTANT COACHES:** .....Doug Overton, Tom Barrise, Brian Hill, Roy Rogers  
**ATHLETIC TRAINER:** .....Tim Walsh  
**PUBLIC AND MEDIA RELATIONS:** .....Gary Sussman, Aaron Harris, Barry Baum, Patrick Rees  
**CABLE TELEVISION:** .....YES Network. Broadcasters: Marv Albert, Ian Eagle, TBA  
**RADIO:** .....WFAN (660AM). Broadcasters: Chris Carrino, Tim Capstraw

**2007-2008 SEASON SERIES (4-0) BOSTON VS. NEW JERSEY**

PLAYER	G-GS	MIN	FG-FGA	PCT	3FG-FGA	PCT	FT-FTA	PCT	OFF	DEF	TOT	AST	PF-DO	STL	TO	BLK	PTS	AVG	HI
Pierce	4-4	136	24-45	.533	7-12	.583	13-19	.684	2	14	16	12	8-0	9	9	3	68	17.0	28
Garnett	4-4	121	24-51	.471	0-0	---	14-16	.875	4	33	37	12	10-0	10	5	8	62	15.5	20
Powe	2-0	37	11-20	.550	0-0	---	9-13	.692	6	6	12	1	6-0	1	3	0	31	15.5	27
R. Allen	4-4	143	19-49	.388	8-22	.364	14-15	.933	5	17	22	14	6-0	4	8	0	60	15.0	27
House	3-0	66	11-25	.440	6-16	.375	4-4	1.000	0	8	8	4	6-0	6	4	0	32	10.7	13
Rondo	3-3	91	13-26	.500	0-0	---	2-5	.400	2	11	13	11	7-0	2	4	0	28	9.3	13
Cassell	1-1	19	4-7	.571	1-1	1.000	0-0	---	0	0	0	4	1-0	0	0	0	9	9.0	9
T. Allen	4-0	86	9-17	.529	0-2	.000	16-22	.727	1	8	9	8	9-0	2	7	1	34	8.5	18
Posey	2-0	52	5-12	.417	1-4	.250	4-6	.667	1	10	11	2	6-0	5	2	0	15	7.5	9
Perkins	4-4	87	8-14	.571	0-0	---	6-8	.750	3	15	18	9	12-0	1	3	7	22	5.5	10
Davis	4-0	58	8-22	.364	0-0	---	5-7	.714	10	10	20	3	16-1	2	7	3	21	5.3	8
Scalabrino	2-0	39	2-8	.250	2-4	.500	1-2	.500	2	6	8	4	3-0	0	1	0	7	3.5	7
Pruitt	2-0	15	2-7	.286	1-2	.500	0-0	---	0	1	1	3	2-0	0	0	0	5	2.5	5
Brown	1-0	10	0-0	---	0-0	---	0-0	---	3	1	4	1	2-0	0	0	1	0	0.0	0
<b>CELTICS</b>	<b>4</b>	<b>960</b>	<b>140-303</b>	<b>.462</b>	<b>26-63</b>	<b>.413</b>	<b>88-117</b>	<b>.752</b>	<b>39</b>	<b>140</b>	<b>179</b>	<b>88</b>	<b>94-1</b>	<b>42</b>	<b>55</b>	<b>23</b>	<b>394</b>	<b>98.5</b>	<b>112</b>
<b>NETS</b>	<b>4</b>	<b>960</b>	<b>119-302</b>	<b>.394</b>	<b>23-70</b>	<b>.329</b>	<b>80-123</b>	<b>.650</b>	<b>47</b>	<b>117</b>	<b>164</b>	<b>83</b>	<b>94-0</b>	<b>21</b>	<b>65</b>	<b>26</b>	<b>341</b>	<b>85.3</b>	<b>101</b>

**2007-2008 SEASON SERIES (0-4) NEW JERSEY VS. BOSTON**

PLAYER	G-GS	MIN	FG-FGA	PCT	3FG-FGA	PCT	FT-FTA	PCT	OFF	DEF	TOT	AST	PF-DO	STL	TO	BLK	PTS	AVG	HI
Jefferson	4-4	159	30-64	.469	2-8	.250	28-37	.757	2	13	15	14	16-0	3	10	1	90	22.5	28
Kidd	3-3	115	16-47	.340	4-17	.235	11-12	.917	7	21	28	28	6-0	3	13	2	47	15.7	19
Carter	3-3	94	18-38	.474	5-10	.500	1-5	.200	0	7	7	10	8-0	0	9	2	42	14.0	17
Ager	1-0	18	4-7	.571	1-2	.500	0-0	---	0	1	1	0	1-0	0	0	0	9	9.0	9
Harris	1-1	24	2-5	.400	1-2	.500	3-4	.750	0	0	0	7	1-0	1	3	0	8	8.0	8
Nachbar	4-0	79	9-29	.310	5-15	.333	9-11	.818	1	5	6	3	10-0	2	8	2	32	8.0	11
Swift	1-0	18	1-3	.333	0-0	---	6-6	1.000	0	4	4	0	4-0	2	0	1	8	8.0	8
S. Williams	4-1	73	10-19	.526	0-0	---	8-14	.571	8	12	20	2	12-0	1	5	6	28	7.0	14
Diop	1-1	19	3-6	.500	0-0	---	0-0	---	1	6	7	1	1-0	1	0	2	6	6.0	6
Krstic	3-3	61	6-19	.316	0-0	---	5-6	.833	2	14	16	2	6-0	1	4	1	17	5.7	13
Armstrong	3-0	45	4-10	.400	2-5	.400	6-6	1.000	1	3	4	2	5-0	1	3	1	16	5.3	10
Boone	3-1	49	7-16	.438	0-0	---	0-10	.000	10	9	19	2	1-0	0	2	4	14	4.7	14
Wright	3-1	85	5-13	.385	2-6	.333	2-4	.500	4	8	12	2	9-0	4	4	3	14	4.7	9
M. Williams	1-0	24	1-5	.200	1-3	.333	1-2	.500	1	5	6	5	1-0	1	0	0	4	4.0	4
Allen	3-0	43	3-16	.188	0-1	.000	0-0	---	7	2	9	1	3-0	1	1	0	6	2.0	6
Collins	3-2	33	0-1	.000	0-0	---	0-4	.000	2	2	4	2	5-0	0	1	0	0	0.0	0
Hassell	1-0	6	0-2	.000	0-1	.000	0-0	---	0	1	1	2	1-0	0	0	0	0	0.0	0
Magloire	2-0	16	0-2	.000	0-0	---	0-2	.000	1	4	5	0	4-0	0	0	1	0	0.0	0
<b>NETS</b>	<b>4</b>	<b>960</b>	<b>119-302</b>	<b>.394</b>	<b>23-70</b>	<b>.329</b>	<b>80-123</b>	<b>.650</b>	<b>47</b>	<b>117</b>	<b>164</b>	<b>83</b>	<b>94-0</b>	<b>21</b>	<b>65</b>	<b>26</b>	<b>341</b>	<b>85.3</b>	<b>101</b>
<b>CELTICS</b>	<b>4</b>	<b>960</b>	<b>140-303</b>	<b>.462</b>	<b>26-63</b>	<b>.413</b>	<b>88-117</b>	<b>.752</b>	<b>39</b>	<b>140</b>	<b>179</b>	<b>88</b>	<b>94-1</b>	<b>42</b>	<b>55</b>	<b>23</b>	<b>394</b>	<b>98.5</b>	<b>112</b>





## CELTICS VS. NETS GAME-BY-GAME RESULTS

Date	H/A	W/L	Celtics	Opp	Date	H/A	W/L	Celtics	Opp	Date	H/A	W/L	Celtics	Opp
12/19/76	A	W	94	87	3/28/88	A	W	106	105	4/7/02	A	W	102	90
1/16/77	H	W	106	91	4/8/88	H	W	127	90	11/20/02	H	W	96	79
2/2/77	A	L	89	99	11/29/88	A	W	100	93	12/25/02	A	L	81	117
3/27/77	H	W	114	109	11/30/88	H	W	133	100	3/13/03	A	L	75	90
10/28/77	A	L	109	116	1/12/89	A	W	106	103	3/18/03	H	L	74	87
12/13/77	H	W	122	108	3/4/89	A	L	95	98	11/7/03	H	L	87	94
1/13/78*	H	W	114	111	3/13/89	H	W	114	91	1/25/04	A	L	91	110
2/26/78	A	W	94	92	4/10/89	H	W	113	112	3/26/04	H	W	102	93
10/28/78	A	L	109	111	11/15/89	H	W	126	92	3/29/04	A	W	84	80
1/14/79	H	L	100	110	11/29/89	A	W	118	95	1/21/05	A	L	98	104
4/7/79	A	L	112	126	1/9/90	A	L	78	87	2/2/05	H	W	110	89
4/8/79	H	W	127	101	3/18/90	H	W	122	106	4/9/05	A	L	86	99
10/31/79	A	W	116	79	4/4/90	H	W	125	106	4/20/05	H	L	93	102
11/21/79	H	W	111	103	4/10/90	A	W	112	96	1/20/06	H	W	99	96
12/12/79	H	W	116	102	11/10/90	A	W	105	91	1/21/06	A	L	83	103
12/16/79*	A	W	115	112	1/18/91	H	L	106	111	4/14/06	H	L	74	79
3/17/80	A	W	117	92	2/22/91	H	W	111	99	4/16/06	A	L	93	95
3/23/80	H	L	96	101	4/2/91	A	W	94	77	11/29/06	H	L	103	106
10/22/80	A	W	108	104	4/4/91	H	W	123	104	12/9/06	A	W	92	90
11/14/80	H	W	126	102	11/23/91	A	W	125	107	2/9/07	H	L	78	92
12/12/80	H	W	119	104	1/15/92	H	L	120	130	3/3/07*	A	W	96	88
1/10/81	A	W	117	115	2/25/92	A	L	95	109	11/10/07	A	W	112	101
3/15/81	H	W	133	125	3/13/92	H	L	108	110	11/14/07	H	W	91	69
3/25/81	A	W	111	105	3/25/92	A	W	118	110	1/11/08	A	W	86	77
11/13/81	H	W	111	97	12/22/92	A	W	106	104	4/16/08	H	W	105	94
12/9/81	H	W	109	100	1/8/93	H	W	102	88					
1/11/82	A	W	112	94	2/24/93	H	W	103	88					
3/12/82	A	W	113	109	4/15/93	A	W	106	105					
4/9/82	H	W	106	103	11/17/93	H	W	105	100					
4/16/82	A	L	96	113	12/7/93	A	L	90	117					
11/7/82	A	W	102	100	1/2/94	H	L	97	101					
1/14/83	H	W	133	108	2/17/94	H	L	98	117					
3/7/83	H	W	121	114	4/5/94	A	L	94	120					
3/11/83	A	L	93	98	12/10/94	A	L	96	108					
3/18/83	H	W	116	103	2/4/95	A	W	92	78					
4/12/83	A	W	99	93	3/10/95	H	L	81	111					
12/23/83	H	W	125	113	4/17/95	H	W	98	96					
1/3/84	A	W	105	103	4/23/95	A	L	99	102					
2/6/84	A	L	112	115	12/1/95*	H	L	123	131					
3/23/84	H	L	97	101	2/25/96	A	L	105	111					
3/31/84	A	W	107	98	3/17/96**	H	W	107	106					
4/15/84	H	W	118	111	4/19/96	A	W	112	106					
10/31/84	H	W	116	105	12/6/96*	H	L	108	110					
12/8/84	A	W	107	98	12/21/96	A	L	100	101					
12/11/84	H	W	130	121	2/23/97	A	L	93	109					
1/2/85	A	W	110	95	3/23/97	H	L	91	100					
3/27/85	A	W	105	95	11/19/97	A	L	100	108					
4/14/85	H	L	118	129	11/21/97	H	W	101	93					
10/25/85*	A	L	109	113	3/27/98	A	W	82	76					
12/4/85	A	W	130	111	4/8/98	H	L	104	117					
1/3/86	H	W	129	117	2/27/99	A	W	101	92					
3/30/86	H	W	122	117	3/1/99	H	L	97	99					
4/9/86	A	L	98	108	4/4/99	H	L	79	91					
4/13/86	H	W	135	107	11/19/99	H	W	109	96					
11/17/86	A	L	110	114	1/15/00	A	W	99	96					
12/10/86	H	W	108	98	2/4/00	H	W	100	95					
1/13/87	A	W	123	117	2/8/00	A	L	113	131					
2/23/87	H	W	116	103	12/20/00	H	W	99	86					
3/22/87	H	W	116	104	12/28/00	A	W	112	111					
4/10/87	A	L	108	117	3/22/01	A	W	113	98					
11/21/87	A	W	107	97	4/15/01	H	W	95	88					
12/2/87	H	W	130	99	10/31/01	H	L	95	92					
1/16/88	A	W	103	96	12/1/01*	A	W	105	98					
3/2/88	H	L	107	117	3/13/02	H	W	97	89					

\* Overtime  
\*\* Double-overtime

**NETS:** New York Nets 1976-77; New Jersey Nets 1977-present.

## ALL-TIME SERIES

Boston leads 99-54 (Celtics are 53-24 at home)

**CURRENT STREAK:** Five Celtics wins

**LARGEST CELTICS WIN:** 37 points; 116-79 on 10/31/79 @ New Jersey & 127-90 on 04/08/88 @ Boston

**LARGEST NETS WIN:** 36 points; 117-81 on 12/25/02 @ New Jersey





**NEW ORLEANS HORNETS**

New Orleans Arena (18,208)  
 1250 Poydras Street, Floor 19  
 New Orleans, LA 70113  
 504-593-4700 • fax 504-593-4702

**2007-08 RESULTS**

Series tied 1-1 (Celtics were 1-0 at TD Banknorth Garden)

03/22/08 Boston 106 @ New Orleans 113  
 03/28/08 New Orleans 92 @ Boston 112

**2008-09 MATCHUPS**

12/12/08 New Orleans @ Boston  
 02/11/09 Boston @ New Orleans

**DIRECTORY**

**HEAD COACH:** ..... Byron Scott  
**ASSISTANT COACHES:** ..... Kenny Gattison, Paul Pressey, Charlie Parker  
**ATHLETIC TRAINER:** ..... Terry Kofler  
**PUBLIC AND MEDIA RELATIONS:** ..... Dennis Rogers, Lindsey Wyckoff, Harold Kauffman  
**BROADCAST TELEVISION:** ..... COX Sports Television. Broadcasters: Bob Licht, Gil McGregor, Jordy Hultberg  
**RADIO:** ..... KMEZ (102.9FM). Broadcasters: Sean Kelley, Gerry Vaillancourt

**2007-2008 SEASON SERIES (1-1) BOSTON VS. NEW ORLEANS**

PLAYER	G-GS	MIN	FG-FGA	PCT	3FG-FGA	PCT	FT-FTA	PCT	OFF	DEF	TOT	AST	PF-DQ	STL	TO	BLK	PTS	AVG	HI
Pierce	2-2	74	16-26	.615	3-8	.375	20-22	.909	3	9	12	11	7-0	0	5	0	55	27.5	28
Garnett	2-2	70	18-28	.643	0-0	---	4-6	.667	1	24	25	8	6-0	0	2	1	40	20.0	21
Rondo	2-2	69	18-25	.720	0-1	.000	4-6	.667	1	5	6	11	5-0	3	4	1	40	20.0	23
R. Allen	2-2	65	11-21	.524	4-11	.364	3-4	.750	1	6	7	6	6-0	0	3	0	29	14.5	17
Powe	2-0	31	7-10	.700	0-0	---	3-3	1.000	1	9	10	0	6-0	0	2	1	17	8.5	12
House	2-0	22	5-12	.417	4-11	.364	0-0	---	0	2	2	3	4-0	0	4	0	14	7.0	8
Perkins	2-2	54	5-6	.833	0-0	---	3-3	1.000	2	8	10	3	5-0	0	1	1	13	6.5	7
T. Allen	1-0	21	3-5	.600	0-0	---	0-0	---	0	0	0	2	2-0	1	0	0	6	6.0	6
Cassell (TOT)	5-3	92	11-32	.344	1-7	.143	5-5	1.000	1	8	9	14	9-0	1	9	0	28	5.6	16
Cassell (BOS)	2-0	10	0-2	.000	0-1	.000	0-0	---	0	1	1	1	1-0	0	1	0	0	0.0	0
Brown	2-0	22	2-5	.400	0-0	---	0-0	---	4	2	6	1	4-0	1	2	1	4	2.0	2
Davis	1-0	7	0-2	.000	0-0	---	0-0	---	0	0	0	0	0-0	0	0	0	0	0.0	0
Posey	2-0	34	0-6	.000	0-5	.000	0-0	---	0	5	5	1	4-0	1	2	0	0	0.0	0
<b>CELTICS</b>	<b>2</b>	<b>480</b>	<b>85-148</b>	<b>.574</b>	<b>11-37</b>	<b>.297</b>	<b>37-44</b>	<b>.841</b>	<b>13</b>	<b>71</b>	<b>84</b>	<b>47</b>	<b>50-0</b>	<b>6</b>	<b>29</b>	<b>5</b>	<b>218</b>	<b>109.0</b>	<b>112</b>
<b>HORNETS</b>	<b>2</b>	<b>480</b>	<b>73-155</b>	<b>.471</b>	<b>19-47</b>	<b>.404</b>	<b>40-55</b>	<b>.727</b>	<b>14</b>	<b>44</b>	<b>58</b>	<b>36</b>	<b>42-0</b>	<b>17</b>	<b>17</b>	<b>7</b>	<b>205</b>	<b>102.5</b>	<b>113</b>

**2007-2008 SEASON SERIES (1-1) NEW ORLEANS VS. BOSTON**

PLAYER	G-GS	MIN	FG-FGA	PCT	3FG-FGA	PCT	FT-FTA	PCT	OFF	DEF	TOT	AST	PF-DQ	STL	TO	BLK	PTS	AVG	HI
West	2-2	81	22-38	.579	0-0	---	7-7	1.000	0	8	8	3	8-0	1	4	1	51	25.5	37
Paul	2-2	69	13-26	.500	4-7	.571	11-14	.786	2	2	4	17	7-0	5	3	0	41	20.5	22
Wells (TOT)	3-0	80	17-32	.531	2-5	.400	14-21	.667	5	14	19	4	7-0	9	2	1	50	16.7	25
Wells (NO)	2-0	51	9-18	.500	2-4	.500	5-9	.556	2	8	10	3	4-0	8	2	0	25	12.5	13
Stojakovic	2-2	74	8-27	.296	5-20	.250	9-10	.900	2	5	7	2	6-0	1	1	0	30	15.0	17
Pargo	2-0	45	9-18	.500	5-9	.556	0-0	---	1	4	5	8	3-0	0	2	0	23	11.5	15
Chandler	2-2	78	7-9	.778	0-0	---	6-11	.545	5	12	17	0	8-0	0	1	2	20	10.0	11
Peterson	2-2	32	3-9	.333	2-6	.333	2-2	1.000	1	1	2	1	2-0	0	0	0	10	5.0	5
Wright	2-0	27	2-6	.333	1-1	1.000	0-0	---	1	0	1	2	2-0	2	2	1	5	2.5	3
James (TOT)	2-0	11	1-3	.333	0-0	---	0-0	---	0	1	1	1	1-0	0	0	0	2	1.0	2
James (NO)	1-0	3	0-0	---	0-0	---	0-0	---	0	0	0	0	0-0	0	0	0	0	0.0	0
Andersen	1-0	12	0-3	.000	0-0	---	0-2	.000	0	1	1	0	2-0	0	0	2	0	0.0	0
Bowen	1-0	2	0-0	---	0-0	---	0-0	---	0	0	0	0	0-0	0	0	0	0	0.0	0
Ely	1-0	7	0-1	.000	0-0	---	0-0	---	0	3	3	0	0-0	0	1	1	0	0.0	0
<b>HORNETS</b>	<b>2</b>	<b>480</b>	<b>73-155</b>	<b>.471</b>	<b>19-47</b>	<b>.404</b>	<b>40-55</b>	<b>.727</b>	<b>14</b>	<b>44</b>	<b>58</b>	<b>36</b>	<b>42-0</b>	<b>17</b>	<b>17</b>	<b>7</b>	<b>205</b>	<b>102.5</b>	<b>113</b>
<b>CELTICS</b>	<b>2</b>	<b>480</b>	<b>85-148</b>	<b>.574</b>	<b>11-37</b>	<b>.297</b>	<b>37-44</b>	<b>.841</b>	<b>13</b>	<b>71</b>	<b>84</b>	<b>47</b>	<b>50-0</b>	<b>6</b>	<b>29</b>	<b>5</b>	<b>218</b>	<b>109.0</b>	<b>112</b>





## CELTICS VS. HORNETS GAME-BY-GAME RESULTS

Date	H/A	W/L	Celtics	Opp	Date	H/A	W/L	Celtics	Opp
11/23/88	H	W	114	109	12/7/05	A	W	101	87
1/6/89	H	W	115	92	1/23/06	H	W	91	78
2/1/89	A	W	107	94	11/1/06	H	L	87	91
2/28/89	A	W	112	87	3/19/07	A	L	88	106
4/17/89	A	W	113	108	3/22/08	A	L	106	113
4/23/89	H	W	120	110	3/28/08	H	W	112	92
12/5/89	A	W	114	101					
2/7/90	H	W	146	125					
11/14/90	H	W	135	126					
12/20/90	A	W	115	96					
2/1/91	A	L	91	92					
2/6/91	H	W	133	117					
11/1/91	H	W	111	108					
11/16/91	A	L	109	118					
2/21/92	H	W	113	110					
4/12/92	A	W	128	102					
11/11/92	A	W	109	99					
11/27/92	H	W	111	102					
1/5/93	A	W	107	103					
3/14/93	H	L	93	96					
11/12/93	H	L	107	110					
12/23/93	A	L	100	118					
3/14/94*	A	L	101	107					
4/21/94	H	L	89	95					
11/23/94	H	W	98	91					
1/7/95	A	L	98	106					
2/2/95	H	L	93	100					
4/10/95	A	L	95	119					
11/22/95	A	W	129	124					
11/26/95	H	L	109	111					
12/21/95	A	L	97	107					
2/28/96*	H	W	121	116					
12/22/96	H	L	98	102					
3/6/97*	A	L	121	122					
4/9/97	A	L	111	136					
4/16/97	H	L	102	108					
12/23/97	H	W	102	96					
1/30/98	H	L	95	97					
2/3/98	A	L	89	93					
3/9/99	A	L	87	105					
3/30/99	A	W	109	99					
5/5/99**	H	L	129	133					
11/5/99	H	W	103	100					
1/22/00	A	L	96	110					
4/4/00	A	L	105	112					
4/16/00	H	L	102	105					
12/16/00	A	L	87	99					
3/4/01	H	L	97	116					
4/1/01	A	L	79	80					
4/18/01	H	L	92	97					
12/15/01	A	W	106	97					
2/5/02	A	W	82	79					
3/1/02	H	L	87	100					
12/1/02	H	W	95	86					
1/8/03	A	W	93	83					
2/3/03	A	L	96	103					
3/12/03	H	W	93	65					
11/1/03	A	L	90	97					
11/19/03	H	L	73	81					
12/31/03	H	L	94	96					
4/9/04	A	L	80	89					
1/3/05	H	W	108	90					
3/19/05	A	W	113	100					

\* Overtime  
\*\* Double-overtime

**HORNETS:** Charlotte Hornets 1988-2002; New Orleans Hornets 2002-2004; New Orleans/Oklahoma City Hornets 2005-2007; New Orleans Hornets 2007-present.

## ALL-TIME SERIES

Boston leads 38-31 (Celtics are 18-16 at home)

**CURRENT STREAK:** One Celtics win

**LARGEST CELTICS WIN:** 26 points; 128-102 on 04/12/92 @ New Orleans (Charlotte, NC)

**LARGEST HORNETS WIN:** 25 points; 136-111 on 04/09/97 @ New Orleans (Charlotte, NC)





**NEW YORK KNICKS**

Madison Square Garden (19,763)  
Two Pennsylvania Plaza, New York, NY 10121  
212-465-6471 • fax 212-465-6498

**2007-08 RESULTS**

Boston won 4-0 (Celtics were 2-0 at TD Banknorth Garden)

- 11/29/07 New York 59 @ Boston 104
- 01/21/08 Boston 104 @ New York 93
- 02/13/08 New York 103 @ Boston 111
- 04/24/08 Boston 99 @ New York 93

**2008-09 MATCHUPS**

- 11/18/08 New York @ Boston
- 12/21/08 New York @ Boston
- 01/04/09 Boston @ New York
- 02/08/09 Boston @ New York

**DIRECTORY**

**HEAD COACH:**.....Mike D'Antoni  
**ASSISTANT COACHES:** .....Phil Weber, Dan D'Antoni, Herb Williams, Greg Brittenham, Kenny Atkinson  
**ATHLETIC TRAINER:** .....Roger Hinds  
**PUBLIC AND MEDIA RELATIONS:**.....Jonathan Supranowitz, Nick Brown, Alyson Furch, Sandra Carreon-John, Dennis D'Agostino  
**CABLE TELEVISION:** .....MSG Network. Broadcasters: Mike Breen, Walt Frazier  
**RADIO:**.....ESPN Radio (1050AM). Broadcasters: Gus Johnson, John Andariese  
**SPANISH RADIO:**.....WADO (1280AM). Broadcasters: Alfredo Bejar, Juan Antonio Cains, Clemson Smith-Muniz

**2007-2008 SEASON SERIES (4-0) BOSTON VS. NEW YORK**

PLAYER	G-GS	MIN	FG-FGA	PCT	3FG-FGA	PCT	FT-FTA	PCT	OFF	DEF	TOT	AST	PF-DQ	STL	TO	BLK	PTS	AVG	HI
Cassell	1-0	31	7-18	.389	2-3	.667	6-7	.857	0	5	5	0	2-0	0	1	0	22	22.0	22
R. Allen	3-3	114	20-45	.444	6-17	.353	13-14	.929	4	17	21	8	5-0	1	7	0	59	19.7	21
Pierce	3-3	101	16-39	.410	7-17	.412	16-18	.889	2	12	14	18	8-0	5	7	1	55	18.3	24
Rondo	4-4	130	30-46	.652	0-0	---	5-9	.556	2	17	19	19	5-0	9	5	3	65	16.3	23
Garnett	2-2	58	10-22	.455	0-0	---	8-8	1.000	5	19	24	11	2-0	1	1	2	28	14.0	20
Perkins	3-3	75	12-20	.600	0-0	---	7-8	.875	2	11	13	3	11-0	3	4	7	31	10.3	24
Powe	4-2	82	18-23	.783	0-0	---	4-8	.500	8	13	21	2	8-0	0	6	1	40	10.0	18
House	3-0	58	10-19	.526	7-11	.636	2-2	1.000	1	6	7	6	11-1	4	0	0	29	9.7	15
Davis	4-0	81	10-16	.625	0-0	---	16-27	.593	10	7	17	3	13-0	4	4	1	36	9.0	13
T. Allen	3-1	60	10-20	.500	1-2	.500	4-6	.667	2	3	5	5	8-0	0	8	1	25	8.3	14
Posey	3-1	95	6-20	.300	6-16	.375	2-4	.500	1	16	17	6	8-0	3	4	2	20	6.7	15
Brown	1-0	8	1-3	.333	0-0	---	1-1	1.000	2	1	3	0	2-0	0	0	0	3	3.0	3
Scalabrino	4-1	50	2-7	.286	1-2	.500	2-2	1.000	1	6	7	3	5-0	0	3	0	7	1.8	3
Pruitt	2-0	19	1-8	.125	0-2	.000	1-2	.500	1	1	2	3	3-0	0	0	0	3	1.5	2
<b>CELTICS</b>	<b>4</b>	<b>960</b>	<b>153-306</b>	<b>.500</b>	<b>30-70</b>	<b>.429</b>	<b>87-116</b>	<b>.750</b>	<b>41</b>	<b>134</b>	<b>175</b>	<b>87</b>	<b>91-1</b>	<b>30</b>	<b>54</b>	<b>18</b>	<b>423</b>	<b>105.8</b>	<b>111</b>
<b>KNICKS</b>	<b>4</b>	<b>960</b>	<b>124-314</b>	<b>.395</b>	<b>18-71</b>	<b>.254</b>	<b>82-100</b>	<b>.820</b>	<b>38</b>	<b>116</b>	<b>154</b>	<b>71</b>	<b>94-2</b>	<b>31</b>	<b>62</b>	<b>8</b>	<b>348</b>	<b>87.0</b>	<b>103</b>

**2007-2008 SEASON SERIES (0-4) NEW YORK VS. BOSTON**

PLAYER	G-GS	MIN	FG-FGA	PCT	3FG-FGA	PCT	FT-FTA	PCT	OFF	DEF	TOT	AST	PF-DQ	STL	TO	BLK	PTS	AVG	HI
Crawford	4-4	147	23-54	.426	4-21	.190	14-16	.875	1	3	4	19	8-0	7	5	0	64	16.0	26
Randolph	4-4	108	22-55	.400	0-3	.000	19-20	.950	11	28	39	4	16-1	6	11	0	63	15.8	24
Robinson	4-0	120	23-50	.460	6-21	.286	11-16	.688	3	9	12	10	6-0	4	8	0	63	15.8	26
Lee	4-1	101	14-24	.583	0-0	---	15-18	.833	7	27	34	3	10-0	1	5	2	43	10.8	18
Curry	3-3	59	7-20	.350	0-0	---	11-13	.846	3	6	9	1	5-0	0	7	0	25	8.3	19
Jones	4-2	118	9-26	.346	4-14	.286	3-4	.750	1	6	7	19	11-1	2	5	2	25	6.3	11
Chandler	1-1	22	2-9	.222	2-2	1.000	0-0	---	0	1	1	1	2-0	1	0	0	6	6.0	6
Rose	2-0	31	4-14	.286	0-0	---	4-7	.571	4	3	7	0	7-0	1	3	0	12	6.0	7
Richardson	3-3	72	6-24	.250	2-7	.286	2-2	1.000	4	13	17	3	8-0	2	3	1	16	5.3	9
Marbury	1-1	21	2-6	.333	0-1	.000	0-0	---	0	1	1	1	2-0	0	3	0	4	4.0	4
Morris	1-0	7	2-3	.667	0-0	---	0-0	---	0	2	2	0	1-0	0	0	0	4	4.0	4
Balkman	4-0	51	5-8	.625	0-1	.000	3-4	.750	3	5	8	0	9-0	4	2	0	13	3.3	7
Collins	2-0	23	3-9	.333	0-0	---	0-0	---	0	6	6	6	5-0	0	0	0	6	3.0	4
Jeffries	4-1	81	2-12	.167	0-1	.000	0-0	---	1	4	5	4	4-0	3	7	3	4	1.0	4
James	1-0	2	0-0	---	0-0	---	0-0	---	0	2	2	0	0-0	0	0	0	0	0.0	0
<b>KNICKS</b>	<b>4</b>	<b>960</b>	<b>124-314</b>	<b>.395</b>	<b>18-71</b>	<b>.254</b>	<b>82-100</b>	<b>.820</b>	<b>38</b>	<b>116</b>	<b>154</b>	<b>71</b>	<b>94-2</b>	<b>31</b>	<b>62</b>	<b>8</b>	<b>348</b>	<b>87.0</b>	<b>103</b>
<b>CELTICS</b>	<b>4</b>	<b>960</b>	<b>153-306</b>	<b>.500</b>	<b>30-70</b>	<b>.429</b>	<b>87-116</b>	<b>.750</b>	<b>41</b>	<b>134</b>	<b>175</b>	<b>87</b>	<b>91-1</b>	<b>30</b>	<b>54</b>	<b>18</b>	<b>423</b>	<b>105.8</b>	<b>111</b>





## CELTICS VS. KNICKS GAME-BY-GAME RESULTS (SINCE 1963-64)

Date	H/A	W/L	Celtics	Opp	Date	H/A	W/L	Celtics	Opp	Date	H/A	W/L	Celtics	Opp	Date	H/A	W/L	Celtics	Opp
11/15/63	H	W	133	116	3/6/71	A	L	104	112	3/7/82	H	W	107	106	2/01/94	A	L	79	114
11/19/63	A	W	126	98	3/7/71	H	L	110	116	4/8/82	A	W	110	106	3/11/94	H	L	83	90
12/10/63	A	W	132	113	10/26/71	A	L	101	106	4/18/82	H	W	119	99	3/19/94	A	L	91	105
12/18/63	H	W	133	111	11/26/71	H	L	89	104	11/20/82	A	W	97	83	11/4/94	H	L	107	120
12/19/63	N	W	143	140	12/7/71	A	W	105	97	12/16/82	A	L	105	113	12/6/94	A	L	90	104
12/21/63	A	L	117	127	1/25/72	A	L	106	109	2/9/83	H	W	106	96	3/7/95	A	L	110	115
1/26/64	H	W	115	102	1/28/72	H	W	122	116	3/5/83	A	L	98	105	3/8/95	H	L	100	108
1/28/64	A	L	127	133	3/12/72	H	W	112	109	3/13/83	H	L	110	112	4/21/95	H	L	92	99
2/7/64	H	W	133	112	11/24/72	H	W	114	97	4/6/83	H	W	102	98	1/9/96	A	L	93	98
2/8/64	A	W	135	114	11/25/72	A	L	94	97	11/18/83	H	L	103	110	1/12/96	H	L	92	105
2/25/64	A	W	114	102	12/26/72	H	W	115	106	11/22/83	A	L	113	117	4/9/96	A	L	93	97
3/17/64	H	W	127	121	1/27/73	A	L	108	111	12/13/83	A	W	102	100	4/21/96	H	L	111	122
10/27/64	A	W	131	103	1/28/73	H	L	93	96	2/29/84	H	L	98	102	1/10/97	H	L	98	111
11/20/64	N	W	127	120	2/27/73	A	L	91	123	3/22/84	A	W	108	100	1/11/97	A	L	99	112
12/1/64	A	W	117	113	3/11/73	H	W	122	107	4/11/84	H	W	102	96	1/28/97	A	L	107	109
12/2/64	H	L	116	91	3/24/73	A	W	108	103	11/14/84	H	W	115	99	3/7/97	H	L	102	113
12/17/64	N	L	112	113	10/26/73	H	W	113	101	12/18/84	A	W	126	108	11/4/97	A	L	70	102
1/30/65	A	W	97	90	11/8/73	A	W	94	84	1/4/85	H	W	105	94	1/19/98	A	L	82	98
1/31/65	H	W	123	95	12/5/73	H	W	119	97	1/7/85	A	W	108	97	1/26/98	H	W	94	85
2/12/65	H	W	94	92	1/29/74	A	L	83	104	3/5/85	A	W	110	102	4/5/98	H	W	102	92
2/13/65	A	L	113	123	2/8/74	H	W	125	97	4/7/85	H	W	114	102	2/26/99	H	W	94	80
3/17/65	A	L	114	119	3/2/74	A	W	104	88	11/23/85	A	W	113	104	3/20/99	A	L	78	96
11/20/65	A	W	122	108	3/3/74	H	L	102	108	11/29/85	H	W	94	88	5/3/99	A	L	88	95
11/24/65	H	W	125	110	10/26/74	A	L	86	97	12/25/85	A	L	104	113	11/12/99	H	W	80	74
12/22/65	H	W	123	120	11/29/74	H	L	86	96	2/25/86	A	W	91	74	12/12/99	A	L	97	99
12/29/65	A	W	99	96	12/21/74	A	W	109	91	3/7/86	H	W	115	108	1/4/00	A	L	88	96
1/29/66	A	W	119	107	2/8/75	A	W	128	102	4/4/86	H	W	119	98	4/19/00	H	W	112	85
1/30/66	H	W	118	115	2/9/75	H	W	105	88	11/26/86	H	W	101	90	11/10/00	H	L	101	103
2/9/66	H	W	121	117	2/26/75	H	W	121	103	12/16/86	A	W	107	96	12/21/00	A	W	92	86
2/26/66	A	W	100	95	3/4/75	A	W	126	111	1/19/87	A	L	109	111	1/3/01	H	L	91	100
3/2/66	H	W	140	104	3/22/75	A	W	90	81	3/15/87	H	W	113	104	3/1/01	A	L	88	95
3/19/66	A	W	126	113	3/23/75	H	W	96	86	3/31/87	A	L	120	128	12/11/01	A	W	102	93
10/22/66	A	W	126	97	11/21/75	H	W	110	101	4/12/87	H	W	119	107	1/5/02	A	W	90	81
11/11/66	H	W	111	106	12/2/75	A	W	103	100	11/9/87	A	W	96	87	1/16/02	H	W	101	100
12/3/66	A	W	120	109	12/19/75	H	W	120	112	11/18/87	H	W	111	109	4/12/02	H	W	107	92
1/28/67	A	W	114	112	2/7/76	A	W	106	98	1/6/88	H	W	117	108	11/2/02	A	W	117	107
1/29/67	H	W	141	106	2/8/76	H	L	89	97	1/9/88	A	L	98	106	12/6/02	H	W	91	80
2/21/67	A	W	143	114	3/27/76	A	L	103	105	2/22/88	H	W	95	93	12/14/02	A	W	113	90
2/23/67	H	W	122	117	3/28/76	H	W	100	94	3/26/88	A	W	118	106	3/5/03	H	W	97	95
3/18/67	A	W	140	123	11/27/76	A	W	123	109	11/4/88	H	W	122	115	11/17/03	A	L	86	89
3/19/67	H	W	124	113	12/17/76	H	L	109	123	12/18/88	H	W	117	104	11/24/03	H	L	88	94
11/17/67	A	L	105	110	2/11/77	H	W	119	111	1/3/89	A	L	107	109	1/30/04	H	L	74	92
12/6/67	H	W	115	113	4/5/77	A	L	113	121	2/26/89	A	L	110	122	3/9/04	A	W	87	84
12/25/67	A	W	134	124	11/25/77	H	W	121	119	3/24/89	H	W	115	111	11/6/04	A	W	107	73
1/19/68	H	W	120	114	12/6/77	A	L	119	122	4/20/89	A	L	117	137	12/22/04	H	W	114	109
2/3/68	A	W	112	108	3/4/78	A	L	91	99	12/6/89	H	W	113	98	2/11/05	H	W	111	94
2/5/68	H	L	108	110	3/5/78	H	W	112	94	12/9/89	A	L	92	124	3/23/05	A	L	82	107
3/5/68	A	W	113	91	11/11/78	A	L	98	111	1/31/90	H	W	97	91	11/2/05*	H	W	114	100
3/6/68	H	W	103	91	11/24/78	H	W	109	98	3/24/90	A	W	115	110	12/4/05	A	W	102	99
11/23/68	A	L	100	111	2/10/79	A	W	106	102	4/15/90	H	W	101	94	3/29/06	A	W	123	98
11/27/68	H	W	131	117	2/11/79	H	W	107	102	11/3/90	A	W	106	103	4/9/06	H	L	86	101
12/18/68	H	L	98	104	11/17/79	A	L	109	113	1/2/91	H	W	113	86	11/18/06	A	W	122	118
2/1/69	A	L	82	109	11/30/79	H	W	100	97	1/8/91	A	W	101	87	11/24/06	H	L	77	101
2/2/69	H	L	94	95	12/15/79	A	W	99	96	2/7/91	A	W	117	101	12/11/06	A	W	97	90
2/26/69	H	L	88	92	1/9/80	H	W	112	95	4/14/91	H	W	115	102	2/28/07	H	W	102	94
3/1/69	A	L	96	115	3/15/80	A	W	123	120	12/6/91	H	W	103	92	11/29/07	H	W	104	59
11/15/69	A	L	98	113	3/26/80	H	W	129	121	12/14/91	A	L	101	111	1/21/08	A	W	109	93
1/3/70	A	W	111	104	10/23/80	H	L	107	109	1/8/92	H	W	99	95	2/13/08	H	W	111	103
1/8/70	H	W	109	102	11/28/80	H	W	120	106	1/11/92	A	L	96	100	4/14/08	A	W	99	93
1/25/70	H	L	96	102	12/25/80	A	W	117	108	4/8/92	H	W	93	89					
2/11/70	A	W	125	118	1/13/81	A	W	93	89	11/14/92	A	L	80	85					
3/22/70	H	W	115	112	3/8/81	H	W	115	94	12/18/92	H	L	87	113					
10/13/70	A	L	107	114	3/24/81	A	W	118	116	1/10/93	A	W	100	97					
10/28/70	H	L	89	126	12/5/81	A	L	83	103	4/8/93	A	L	88	110					
1/23/71	A	L	107	128	1/19/82	A	W	111	107	4/11/93	H	L	90	102					
1/29/71	H	L	111	118	1/27/82	H	W	131	99	11/05/93	H	L	108	111					

\* Overtime  
\*\* Double-overtime

## ALL-TIME SERIES

Boston leads 263-168 (Celtics are 142-59 at home)

**CURRENT STREAK:** Six Celtics wins

**LARGEST CELTICS WIN:** 45 points; 104-59 on 11/29/07 @ Boston

**LARGEST KNICKS WIN:** 37 points; 126-89 on 10/28/70 @ Boston





**OKLAHOMA CITY THUNDER**

Ford Center (19,134)  
 Leadership Square, 211 North Robinson, Suite 300  
 Oklahoma City, OK 73102  
 405-208-4800

**2007-08 RESULTS**

Boston won 2-0 (Celtics were 1-0 at TD Banknorth Garden)  
 12/27/07 Boston 104 @ Seattle 96  
 03/12/08 Seattle 82 @ Boston 111

**2008-09 MATCHUPS**

11/05/08 Boston @ Oklahoma City  
 03/29/09 Oklahoma City @ Boston

**DIRECTORY**

**HEAD COACH:**.....P.J. Carlesimo  
**ASSISTANT COACHES:**.....Ralph Lewis, Scott Brooks, Mark Bryant  
**ATHLETIC TRAINER:** .....Joe Sharpe  
**PUBLIC AND MEDIA RELATIONS:** .....Brian Facchini  
**BROADCAST TELEVISION:**.....TBA  
**RADIO:**.....WWLS (640AM). Broadcaster: Matt Pinto

**2007-2008 SEASON SERIES (2-0) BOSTON VS. SEATTLE**

PLAYER	G-GS	MIN	FG-FGA	PCT	3FG-FGA	PCT	FT-FTA	PCT	OFF	DEF	TOT	AST	PF-DQ	STL	TO	BLK	PTS	AVG	HI
Pierce	2-2	70	17-38	.447	5-10	.500	12-13	.923	2	9	11	15	3-0	3	2	1	51	25.5	37
Garnett	2-2	57	15-36	.417	0-0	---	11-16	.688	6	14	20	3	0-0	3	3	2	41	20.5	23
R. Allen	2-2	63	12-23	.522	4-7	.571	0-0	---	0	3	3	6	0-0	1	0	1	28	14.0	18
House	2-0	35	10-13	.769	1-4	.250	3-3	1.000	1	7	8	6	4-0	3	1	0	24	12.0	13
Posey	2-0	51	7-13	.538	4-9	.444	2-3	.667	2	6	8	6	3-0	0	1	1	20	10.0	10
Cassell (TOT)	2-1	37	7-20	.350	1-4	.250	2-2	1.000	1	5	6	7	1-0	1	1	1	17	8.5	11
Cassell (BOS)	1-0	14	3-8	.375	0-0	---	0-0	---	0	1	1	2	0-0	0	0	1	6	6.0	6
Powe	1-0	18	3-8	.375	0-0	---	2-5	.400	2	4	6	1	2-0	0	0	0	8	8.0	8
Perkins	2-2	46	5-8	.625	0-0	---	3-6	.500	3	10	13	1	4-0	0	3	3	13	6.5	8
Davis	1-0	17	1-3	.333	0-0	---	4-4	1.000	1	0	1	1	1-0	0	1	1	6	6.0	6
T. Allen	2-0	35	2-10	.200	0-0	---	4-6	.667	2	7	9	4	5-0	0	2	0	8	4.0	6
Rondo	2-2	47	3-10	.300	0-0	---	1-2	.500	3	3	6	7	5-0	1	0	0	7	3.5	6
Brown	1-0	14	1-5	.200	0-0	---	1-2	.500	2	0	2	0	1-0	0	0	0	3	3.0	3
Pollard	1-0	14	0-0	---	0-0	---	0-0	---	0	0	0	0	4-0	0	1	0	0	0.0	0
Scalabrine	1-0	1	0-0	---	0-0	---	0-0	---	0	0	0	0	0-0	0	0	0	0	0.0	0
<b>CELTICS</b>	<b>2</b>	<b>480</b>	<b>79-175</b>	<b>.451</b>	<b>14-30</b>	<b>.467</b>	<b>43-60</b>	<b>.717</b>	<b>24</b>	<b>64</b>	<b>88</b>	<b>52</b>	<b>32-0</b>	<b>11</b>	<b>16</b>	<b>10</b>	<b>215</b>	<b>107.5</b>	<b>111</b>
<b>SUPERSONICS</b>	<b>2</b>	<b>480</b>	<b>72-173</b>	<b>.416</b>	<b>5-27</b>	<b>.185</b>	<b>29-38</b>	<b>.763</b>	<b>28</b>	<b>69</b>	<b>97</b>	<b>38</b>	<b>46-1</b>	<b>6</b>	<b>34</b>	<b>19</b>	<b>178</b>	<b>89.0</b>	<b>96</b>

**2007-2008 SEASON SERIES (0-2) SEATTLE VS. BOSTON**

PLAYER	G-GS	MIN	FG-FGA	PCT	3FG-FGA	PCT	FT-FTA	PCT	OFF	DEF	TOT	AST	PF-DQ	STL	TO	BLK	PTS	AVG	HI
Durant	2-2	70	17-37	.459	1-5	.200	6-6	1.000	2	6	8	3	6-0	1	7	4	41	20.5	25
West	1-0	25	6-8	.750	1-1	1.000	6-8	.750	0	4	4	8	1-0	0	1	0	19	19.0	19
Szczerbiak	1-0	24	5-11	.455	2-4	.500	2-2	1.000	0	3	3	0	2-0	0	2	0	14	14.0	14
Wilcox	2-2	49	9-16	.563	0-0	---	2-5	.400	2	10	12	3	8-0	0	5	1	20	10.0	13
Watson	2-2	53	8-22	.364	0-3	.000	1-1	1.000	2	2	4	12	2-0	1	1	0	17	8.5	11
Newble (TOT)	3-1	60	8-13	.615	3-4	.750	6-6	1.000	2	6	8	1	5-0	1	3	1	25	8.3	15
Ridnour	1-0	17	3-8	.375	0-1	.000	2-3	.667	2	1	3	2	0-0	1	0	0	8	8.0	8
Petro	2-1	37	7-17	.412	0-0	---	0-0	---	2	10	12	0	1-0	0	5	1	14	7.0	12
Thomas	1-1	30	2-4	.500	0-0	---	3-3	1.000	5	9	14	1	6-1	0	0	4	7	7.0	7
Green	2-1	38	3-10	.300	0-1	.000	4-6	.667	1	6	7	1	3-0	1	3	3	10	5.0	6
Wilkins	2-1	38	5-15	.333	0-5	.000	0-0	---	1	2	3	2	3-0	2	1	1	10	5.0	8
Collison	1-0	19	2-6	.333	0-1	.000	0-0	---	4	2	6	1	2-0	0	1	1	4	4.0	4
Wilks (TOT)	1-0	6	1-3	.333	0-1	.000	2-2	1.000	0	1	1	3	0-0	0	0	0	4	4.0	4
Wilks (SEA)	1-0	6	1-3	.333	0-1	.000	2-2	1.000	0	1	1	3	0-0	0	0	0	4	4.0	4
Elson (TOT)	1-0	15	1-4	.250	0-0	---	0-0	---	2	6	8	0	5-0	0	2	2	2	2.0	2
Elson (SEA)	1-0	15	1-4	.250	0-0	---	0-0	---	2	6	8	0	5-0	0	2	2	2	2.0	2
Gelabale	2-0	32	1-5	.200	1-2	.500	1-2	.500	1	3	4	1	2-0	0	1	0	4	2.0	4
Griffin (TOT)	2-0	13	2-5	.400	0-0	---	0-0	---	3	3	6	1	0-0	1	0	1	4	2.0	2
Griffin (SEA)	1-0	6	1-1	1.000	0-0	---	0-0	---	2	2	4	0	0-0	0	0	1	2	2.0	2
Marshall (TOT)	2-0	35	1-8	.125	0-4	.000	1-2	.500	4	5	9	1	6-0	0	1	1	3	1.5	2
Marshall (SEA)	1-0	22	1-6	.167	0-3	.000	0-0	---	2	2	4	1	5-0	0	1	1	2	2.0	2
<b>SUPERSONICS</b>	<b>2</b>	<b>480</b>	<b>72-173</b>	<b>.416</b>	<b>5-27</b>	<b>.185</b>	<b>29-38</b>	<b>.763</b>	<b>28</b>	<b>69</b>	<b>97</b>	<b>38</b>	<b>46-1</b>	<b>6</b>	<b>34</b>	<b>19</b>	<b>178</b>	<b>89.0</b>	<b>96</b>
<b>CELTICS</b>	<b>2</b>	<b>480</b>	<b>79-175</b>	<b>.451</b>	<b>14-30</b>	<b>.467</b>	<b>43-60</b>	<b>.717</b>	<b>24</b>	<b>64</b>	<b>88</b>	<b>52</b>	<b>32-0</b>	<b>11</b>	<b>16</b>	<b>10</b>	<b>215</b>	<b>107.5</b>	<b>111</b>





## CELTICS VS. THUNDER GAME-BY-GAME RESULTS

Date	H/A	W/L	Celtics	Opp	Date	H/A	W/L	Celtics	Opp
11/14/67	N	W	114	111	3/9/83	H	L	106	112
11/23/67	N	L	106	133	2/17/84	A	W	111	100
12/19/67	A	W	118	114	3/4/84	H	W	117	93
1/5/68	A	W	128	121	1/23/85	H	L	97	107
1/10/68	H	W	123	110	2/14/85	A	W	110	94
2/24/68	N	W	141	137	2/2/86	H	W	114	101
3/11/68	A	W	119	112	2/13/86	A	W	107	98
11/8/68	H	L	112	114	12/30/86	A	W	104	102
11/20/68	A	W	132	92	3/20/87	H	W	112	108
1/6/69	A	W	121	97	11/27/87	H	W	117	112
1/18/69	H	W	111	97	12/30/87	A	L	105	111
1/29/69*	N	L	122	124	2/5/89	H	L	87	89
2/23/69	A	L	116	118	2/21/89	A	L	91	96
11/23/69	A	W	125	116	12/13/89	H	W	109	97
12/26/69	A	W	122	112	12/29/89	A	W	96	89
1/13/70	N	W	111	102	12/3/90	H	W	135	102
2/6/70	H	W	127	117	2/12/91	A	W	114	111
2/20/70	A	W	127	125	12/13/91	H	W	117	97
3/20/70	H	L	119	123	12/27/91	A	W	110	87
10/17/70	A	L	114	126	12/11/92	H	L	90	100
11/6/70	H	W	116	104	12/29/92	A	L	87	111
12/9/70	H	W	136	121	2/2/94	H	L	84	97
12/26/70	A	L	117	124	2/25/94	A	L	102	115
1/6/71	H	W	137	112	11/16/94	H	W	120	93
11/15/71	A	L	112	116	3/14/95	A	L	93	113
12/15/71	H	W	112	100	12/29/95	A	L	85	124
1/9/72	A	L	119	125	3/1/96	H	L	96	106
2/6/72	H	W	128	123	11/22/96	H	L	91	118
2/16/72	A	L	112	113	2/17/97	A	L	108	113
11/29/72	H	W	120	98	1/9/98	H	L	92	111
12/17/72	A	W	123	98	2/20/98	A	W	106	96
1/19/73	H	W	124	104	1/21/00	H	W	111	86
2/18/73	A	W	106	105	2/19/00	A	L	91	94
11/14/73	H	W	120	107	2/15/01	A	W	108	88
12/23/73	A	W	96	95	2/26/01	H	W	85	82
1/23/74	H	L	97	98	11/9/01	H	W	104	94
2/13/74	A	L	100	118	2/16/02	A	L	79	99
11/27/74	H	W	104	99	2/5/03	H	W	114	74
12/29/74	A	W	121	101	2/11/03	A	W	82	76
2/19/75	A	L	95	121	12/10/03	H	W	126	112
3/2/75	H	L	97	104	2/22/04	A	L	87	108
11/26/75	H	L	109	110	11/27/04	H	W	102	83
1/2/76	A	W	108	98	12/11/04	A	W	98	84
2/18/76	A	L	99	124	11/16/05	H	L	100	113
2/27/76	H	W	122	118	12/26/05	A	L	111	118
12/1/76	H	W	107	103	12/31/06	A	L	95	101
1/5/77	A	L	93	94	3/9/07	H	W	118	103
2/25/77	A	W	112	92	12/27/07	A	W	104	96
3/9/77	H	L	86	114	3/12/08	H	W	111	82
12/2/77	H	L	89	111					
12/22/77	A	L	99	132					
1/22/78	H	L	92	103					
3/26/78	A	L	101	112					
12/1/78	H	W	87	80					
1/3/79	A	L	116	123					
2/7/79	H	W	107	100					
3/22/79	A	L	110	112					
1/20/80**	H	L	106	108					
2/17/80	A	L	108	109					
1/25/81	H	W	115	106					
2/10/81*	A	L	107	108					
1/22/82	H	L	106	118					
2/21/82	A	L	100	103					
2/16/83	A	W	108	100					

\* Overtime  
\*\* Double-overtime

**SEATTLE SUPERSONICS:** 1967-2008; Oklahoma City 2008-present

## ALL-TIME SERIES

Boston leads 63-50 (Celtics are 33-19 at home)

**CURRENT STREAK:** Three Celtics wins

**LARGEST CELTICS WIN:** 47 points; 139-92 on 11/20/68 @ Seattle

**LARGEST THUNDER WIN:** 39 points; 124-85 on 12/29/95 @ Seattle





**ORLANDO MAGIC**  
 Amway Arena (17,461)  
 8701 Maitland Summit Boulevard, Orlando, FL 32810  
 407-916-2400 • fax 407-916-2830

**2007-08 RESULTS**

Orlando won 2-1 (Celtics were 1-0 at TD Banknorth Garden)  
 11/18/07 Boston 102 @ Orlando 104  
 12/23/08 Orlando 91 @ Boston 103  
 01/27/08 Boston 93 @ Orlando 96

**2008-09 MATCHUPS**

12/01/08 Orlando @ Boston  
 01/22/09 Boston @ Orlando  
 03/08/09 Orlando @ Boston  
 03/25/09 Boston @ Orlando

**DIRECTORY**

**HEAD COACH:**.....Stan Van Gundy  
**ASSISTANT COACHES:** .....Brendan Malone, Patrick Ewing, Steve Clifford, Bob Beyer  
**ATHLETIC TRAINER:**.....Tom Smith  
**PUBLIC AND MEDIA RELATIONS:** .....Joel Glass, George Galante, Trish Wingerson, Jason Wallace, Melanie Curtsinger  
**BROADCAST TELEVISION:**.....FSN Florida, Sun Sports. Broadcasters: David Steele, Matt Guokas  
**RADIO:** .....WDBO (580AM). Broadcasters: Dennis Neumann, Richie Adubato  
**SPANISH RADIO:**.....WONQ (1030AM). Broadcaster: Joey Colon

**2007-2008 SEASON SERIES (1-2) BOSTON VS. ORLANDO**

PLAYER	G-GS	MIN	FG-FGA	PCT	3FG-FGA	PCT	FT-FTA	PCT	OFF	DEF	TOT	AST	PF-DQ	STL	TO	BLK	PTS	AVG	HI
Pierce	3-3	125	27-53	.509	2-9	.222	20-23	.870	1	16	17	16	7-0	6	11	1	76	25.3	28
R. Allen	3-3	117	21-48	.438	9-24	.375	7-8	.875	1	7	8	6	7-0	3	6	1	58	19.3	22
Rondo	3-3	106	22-35	.629	2-2	1.000	10-13	.769	4	10	14	14	12-0	11	8	0	56	18.7	23
Garnett	2-2	76	16-26	.615	0-1	.000	3-4	.750	2	21	23	6	9-1	0	6	4	35	17.5	21
Powe	1-0	27	4-10	.400	0-0	---	1-2	.500	6	3	9	1	4-0	0	1	0	9	9.0	9
Posey	3-0	61	6-15	.400	5-10	.500	2-2	1.000	2	8	10	3	12-1	1	2	1	19	6.3	16
Perkins	3-3	78	6-15	.400	0-0	---	6-9	.667	5	16	21	3	10-0	1	4	0	18	6.0	7
T. Allen	3-0	40	6-10	.600	0-0	---	2-2	1.000	3	2	5	4	9-0	1	4	1	14	4.7	8
House	3-0	43	4-15	.267	1-6	.167	0-1	.000	1	4	5	1	2-0	1	2	0	9	3.0	5
Pollard	2-0	14	1-1	1.000	0-0	---	1-2	.500	0	2	2	0	3-0	0	0	1	3	1.5	2
Scalabrino	2-1	28	0-2	.000	0-1	.000	1-2	.500	1	0	1	1	3-0	0	0	0	1	0.5	1
Davis	2-0	6	0-2	.000	0-0	---	0-0	---	2	0	2	0	2-0	0	0	0	0	0.0	0
Pruitt	1-0	0	0-0	---	0-0	---	0-0	---	0	0	0	0	0-0	0	0	0	0	0.0	0
<b>CELTICS</b>	<b>3</b>	<b>720</b>	<b>113-232</b>	<b>.487</b>	<b>19-53</b>	<b>.358</b>	<b>53-68</b>	<b>.779</b>	<b>28</b>	<b>89</b>	<b>117</b>	<b>55</b>	<b>80-2</b>	<b>24</b>	<b>46</b>	<b>9</b>	<b>298</b>	<b>99.3</b>	<b>103</b>
<b>MAGIC</b>	<b>3</b>	<b>720</b>	<b>97-207</b>	<b>.469</b>	<b>24-68</b>	<b>.353</b>	<b>73-100</b>	<b>.730</b>	<b>28</b>	<b>77</b>	<b>105</b>	<b>50</b>	<b>63-0</b>	<b>19</b>	<b>50</b>	<b>16</b>	<b>291</b>	<b>97.0</b>	<b>104</b>

**2007-2008 SEASON SERIES (2-1) ORLANDO VS. BOSTON**

PLAYER	G-GS	MIN	FG-FGA	PCT	3FG-FGA	PCT	FT-FTA	PCT	OFF	DEF	TOT	AST	PF-DQ	STL	TO	BLK	PTS	AVG	HI
Howard	3-3	124	22-34	.647	0-0	---	21-42	.500	9	27	36	7	11-0	4	11	10	65	21.7	24
Turkoglu	3-3	115	20-42	.476	7-15	.467	15-17	.882	4	13	17	7	11-0	0	5	1	62	20.7	27
Lewis	3-3	109	15-34	.441	6-17	.353	16-18	.889	3	8	11	5	13-0	2	5	1	52	17.3	22
Cook (TOT)	1-0	10	4-7	.571	3-4	.750	0-0	---	1	1	2	0	0-0	1	0	0	11	11.0	11
Cook (ORL)	1-0	10	4-7	.571	3-4	.750	0-0	---	1	1	2	0	0-0	1	0	0	11	11.0	11
Nelson	2-2	60	7-18	.389	0-4	.000	8-8	1.000	1	7	8	10	5-0	2	6	1	22	11.0	18
Evans (TOT)	2-1	61	9-13	.692	3-4	.750	0-0	---	3	1	4	3	4-0	1	4	1	21	10.5	11
Evans (ORL)	2-1	61	9-13	.692	3-4	.750	0-0	---	3	1	4	3	4-0	1	4	1	21	10.5	11
Dooling	3-0	47	6-15	.400	1-2	.500	8-8	1.000	0	3	3	4	5-0	0	6	0	21	7.0	9
Arroyo	3-1	58	5-15	.333	1-7	.143	4-5	.800	1	7	8	8	5-0	1	8	0	15	5.0	8
Bogans	3-2	93	6-18	.333	3-14	.214	0-0	---	3	5	8	5	5-0	5	1	0	15	5.0	10
Ariza	1-0	16	1-4	.250	0-1	.000	1-2	.500	0	3	3	1	2-0	2	1	0	3	3.0	3
Augustine	2-0	11	1-4	.250	0-0	---	0-0	---	3	0	3	0	1-0	0	1	0	2	1.0	2
Foyle	3-0	16	1-3	.333	0-0	---	0-0	---	0	2	2	0	1-0	1	0	2	2	0.7	2
<b>MAGIC</b>	<b>3</b>	<b>720</b>	<b>97-207</b>	<b>.469</b>	<b>24-68</b>	<b>.353</b>	<b>73-100</b>	<b>.730</b>	<b>28</b>	<b>77</b>	<b>105</b>	<b>50</b>	<b>63-0</b>	<b>19</b>	<b>50</b>	<b>16</b>	<b>291</b>	<b>97.0</b>	<b>104</b>
<b>CELTICS</b>	<b>3</b>	<b>720</b>	<b>113-232</b>	<b>.487</b>	<b>19-53</b>	<b>.358</b>	<b>53-68</b>	<b>.779</b>	<b>28</b>	<b>89</b>	<b>117</b>	<b>55</b>	<b>80-2</b>	<b>24</b>	<b>46</b>	<b>9</b>	<b>298</b>	<b>99.3</b>	<b>103</b>





## CELTICS VS. MAGIC GAME-BY-GAME RESULTS

Date	H/A	W/L	Celtics	Opp	Date	H/A	W/L	Celtics	Opp
1/17/90	A	W	133	111	11/28/05	H	L	83	87
3/16/90	A	W	130	127	2/4/06	A	L	91	100
4/01/90	H	W	133	125	2/12/06	H	W	102	94
4/18/90	H	W	133	112	3/17/06	A	L	77	84
1/30/91	H	W	144	102	11/13/06	H	L	89	92
4/6/91	A	L	98	102	1/7/07	A	L	79	87
11/27/91	H	W	101	92	3/28/07**	H	W	105	96
12/17/91	A	W	105	98	4/15/07	A	L	86	88
1/22/92	H	W	107	95	11/18/07	A	L	102	104
3/4/92	H	W	125	100	12/23/07	H	W	103	91
3/8/92	A	W	111	93	1/27/08	A	L	93	96
12/8/92	A	W	117	102					
1/15/93	H	L	94	113					
1/29/93*	A	W	116	105					
4/18/93	A	L	79	88					
4/21/93	H	W	126	98					
11/19/93	H	W	115	106					
12/10/93	A	L	102	117					
2/15/94	A	L	92	102					
4/15/94*	H	W	113	110					
11/25/94	H	W	124	118					
1/24/95	A	L	97	110					
2/23/95	H	W	119	117					
2/24/95	A	L	103	129					
4/13/95	H	W	119	114					
11/10/95	H	L	94	110					
1/30/96	A	L	99	104					
3/20/96	H	L	90	112					
4/4/96	A	W	100	98					
1/24/97*	H	L	117	121					
2/6/97	A	L	111	119					
3/21/97	H	L	99	104					
4/12/97	A	L	98	121					
11/2/97	H	L	96	107					
1/10/98	A	L	82	90					
4/1/98	A	W	98	87					
4/10/98*	H	W	82	80					
2/8/99	A	L	90	107					
2/24/99	H	W	111	79					
4/05/99	A	L	99	106					
1/26/00	A	L	89	111					
3/5/00	H	W	97	91					
3/28/00	A	L	87	122					
4/12/00	H	W	95	91					
11/24/00*	H	W	103	98					
12/5/00	A	L	98	101					
12/30/00	H	L	90	95					
4/4/01	A	L	101	108					
11/29/01	A	W	99	89					
1/2/02	H	W	110	94					
1/7/02	A	L	87	98					
3/6/02	H	W	130	110					
12/2/02	A	W	102	97					
12/9/02*	A	W	114	109					
12/28/02	A	L	95	101					
1/26/03	H	W	91	83					
4/12/03	A	L	86	89					
11/26/03	A	W	94	92					
1/7/04	H	W	101	93					
1/16/04*	A	L	118	124					
3/1/04	H	W	117	96					
11/29/04	A	W	117	101					
1/10/05	H	W	119	101					
2/4/05	H	W	112	100					

\* Overtime  
\*\* Double-overtime

## ALL-TIME SERIES

Boston leads 40-35 (Celtics are 28-9 at home)

**CURRENT STREAK:** One Magic win

**LARGEST CELTICS WIN:** 42 points; 144-102 on 01/30/91 @ Boston

**LARGEST MAGIC WIN:** 35 points; 122-87 on 03/28/00 @ Orlando





**PHILADELPHIA 76ERS**

Wachovia Center (20,318)  
 3601 South Broad Street, Philadelphia, PA 19148  
 215-339-7600 • fax 215-339-7632

**2007-08 RESULTS**

Boston won 3-1 (Celtics were 1-1 at TD Banknorth Garden)

- 12/05/07 Boston 113 @ Philadelphia 103
- 01/18/08 Philadelphia 89 @ Boston 116
- 03/10/08 Boston 100 @ Philadelphia 86
- 03/24/08 Philadelphia 95 @ Boston 90

**2008-09 MATCHUPS**

- 11/28/08 Philadelphia @ Boston
- 12/23/08 Philadelphia @ Boston
- 02/03/09 Boston @ Philadelphia
- 04/14/09 Boston @ Philadelphia

**DIRECTORY**

**HEAD COACH:** .....Maurice Cheeks  
**ASSISTANT COACHES:** .....Henry Bibby, Jim Lynam, John Loyer  
**ATHLETIC TRAINER:** .....Kevin N. Johnson  
**PUBLIC AND MEDIA RELATIONS:** .....Pete Sousa, Mike Preston, Harvey Pollack, Sean McCloskey, Rebecca Goodman  
**BROADCAST TELEVISION:** .....WPSG (CW-57). Broadcasters: Marc Zumoff, Bob Salmi  
**CABLE TELEVISION:** .....Comcast SportsNet. Broadcasters: Same  
**RADIO:** .....WIP (610AM). Broadcasters: Tom McGinnis, Todd MacCullough

**2007-2008 SEASON SERIES (3-1) BOSTON VS. PHILADELPHIA**

PLAYER	G-GS	MIN	FG-FGA	PCT	3FG-FGA	PCT	FT-FTA	PCT	OFF	DEF	TOT	AST	PF-DQ	STL	TO	BLK	PTS	AVG	HI
Garnett	4-4	136	31-51	.608	0-0	---	15-17	.882	8	22	30	14	7-0	4	11	3	77	19.3	26
R. Allen	4-4	142	26-51	.510	12-29	.414	6-7	.857	2	5	7	16	8-0	4	6	1	70	17.5	23
Pierce	4-4	134	23-37	.622	9-17	.529	15-18	.833	2	8	10	20	13-0	5	11	1	70	17.5	22
House	4-1	89	16-37	.432	10-21	.476	3-3	1.000	2	9	11	11	10-0	3	4	1	45	11.3	15
Posey	3-0	72	11-19	.579	6-13	.462	2-4	.500	1	9	10	5	3-0	1	2	0	30	10.0	17
Powe	3-0	52	10-18	.556	0-0	---	10-14	.714	9	9	18	0	12-0	0	0	2	30	10.0	16
Perkins	4-4	99	11-20	.550	0-0	---	5-6	.833	6	19	25	8	15-0	1	3	9	27	6.8	8
T. Allen	4-0	60	8-19	.421	2-3	.667	8-10	.800	2	7	9	5	15-0	2	5	2	26	6.5	12
Rondo	3-3	85	9-24	.375	0-0	---	0-0	---	2	10	12	19	9-0	7	6	1	18	6.0	6
Cassell (TOT)	3-1	48	4-14	.286	0-2	.000	3-3	1.000	1	5	6	11	9-0	2	6	0	11	3.7	6
Cassell (BOS)	2-0	24	2-8	.250	0-2	.000	1-1	1.000	0	2	2	4	6-0	1	4	0	5	2.5	5
Davis	4-0	43	5-13	.385	0-0	---	4-6	.667	4	5	9	2	5-0	0	2	0	14	3.5	6
Pruitt	1-0	9	1-3	.333	1-2	.500	0-0	---	0	1	1	1	0-0	0	2	0	3	3.0	3
Brown	1-0	9	1-2	.500	0-0	---	0-0	---	0	2	2	0	2-0	0	0	0	2	2.0	2
Scalabrino	2-0	7	0-0	---	0-0	---	2-2	1.000	0	0	0	0	0-0	0	0	0	2	1.0	2
<b>CELTICS</b>	<b>4</b>	<b>960</b>	<b>154-302</b>	<b>.510</b>	<b>40-87</b>	<b>.460</b>	<b>71-88</b>	<b>.807</b>	<b>38</b>	<b>108</b>	<b>146</b>	<b>105</b>	<b>105-0</b>	<b>28</b>	<b>57</b>	<b>20</b>	<b>419</b>	<b>104.8</b>	<b>116</b>
<b>76ERS</b>	<b>4</b>	<b>960</b>	<b>140-321</b>	<b>.436</b>	<b>9-50</b>	<b>.180</b>	<b>84-128</b>	<b>.656</b>	<b>62</b>	<b>99</b>	<b>161</b>	<b>75</b>	<b>79-1</b>	<b>32</b>	<b>60</b>	<b>17</b>	<b>373</b>	<b>93.3</b>	<b>103</b>

**2007-2008 SEASON SERIES (1-3) PHILADELPHIA VS. BOSTON**

PLAYER	G-GS	MIN	FG-FGA	PCT	3FG-FGA	PCT	FT-FTA	PCT	OFF	DEF	TOT	AST	PF-DQ	STL	TO	BLK	PTS	AVG	HI
Iguodala	4-4	171	33-68	.485	4-15	.267	16-29	.552	5	12	17	19	11-0	9	11	2	86	21.5	28
Miller	4-4	163	29-67	.433	0-3	.000	22-30	.733	11	15	26	27	9-0	5	11	0	80	20.0	26
Williams	4-0	102	15-41	.366	2-10	.200	14-16	.875	4	6	10	12	6-0	7	8	0	46	11.5	18
Young	3-0	68	13-22	.591	0-2	.000	8-11	.727	7	9	16	2	7-0	0	2	1	34	11.3	16
Dalembert	4-4	135	12-28	.429	0-0	---	9-13	.692	14	27	41	3	19-1	4	8	7	33	8.3	13
Green	4-4	105	11-32	.344	1-9	.111	3-5	.600	1	4	5	5	2-0	1	5	0	26	6.5	10
Smith	4-0	51	10-17	.588	0-2	.000	6-8	.750	3	4	7	1	6-0	2	2	4	26	6.5	12
Evans	4-4	95	9-20	.450	1-1	1.000	4-12	.333	13	17	30	3	12-0	2	7	1	23	5.8	8
Carney	3-0	36	5-16	.313	1-6	.167	1-2	.500	2	4	6	0	3-0	1	1	1	12	4.0	6
Korver	1-0	20	2-6	.333	0-2	.000	0-0	---	0	0	0	2	1-0	1	1	0	4	4.0	4
Booth	2-0	8	1-1	1.000	0-0	---	1-2	.500	0	1	1	0	2-0	0	0	1	3	1.5	2
Ollie	1-0	5	0-2	.000	0-0	---	0-0	---	0	0	0	1	1-0	0	0	0	0	0.0	0
Randolph	1-0	2	0-1	.000	0-0	---	0-0	---	2	0	2	0	0-0	0	0	0	0	0.0	0
<b>76ERS</b>	<b>4</b>	<b>960</b>	<b>140-321</b>	<b>.436</b>	<b>9-50</b>	<b>.180</b>	<b>84-128</b>	<b>.656</b>	<b>62</b>	<b>99</b>	<b>161</b>	<b>75</b>	<b>79-1</b>	<b>32</b>	<b>60</b>	<b>17</b>	<b>373</b>	<b>93.3</b>	<b>103</b>
<b>CELTICS</b>	<b>4</b>	<b>960</b>	<b>154-302</b>	<b>.510</b>	<b>40-87</b>	<b>.460</b>	<b>71-88</b>	<b>.807</b>	<b>38</b>	<b>108</b>	<b>146</b>	<b>105</b>	<b>105-0</b>	<b>28</b>	<b>57</b>	<b>20</b>	<b>419</b>	<b>104.8</b>	<b>116</b>





## CELTICS VS. SIXERS GAME-BY-GAME RESULTS (SINCE 1963-64)

Date	H/A	W/L	Celtics	Opp	Date	H/A	W/L	Celtics	Opp	Date	H/A	W/L	Celtics	Opp	Date	H/A	W/L	Celtics	Opp
11/1/63	A	W	119	102	1/2/71	A	W	125	120	12/4/81	H	W	111	103	2/5/93	H	W	105	93
11/29/63	N	W	112	78	1/10/71	H	L	107	115	12/19/81*	A	L	118	123	3/10/93	A	W	104	100
12/13/63	A	W	111	84	1/31/71	H	W	132	126	1/8/82	H	W	96	90	3/31/93	H	W	109	103
1/11/64	A	L	108	115	2/2/71	A	L	105	108	3/21/82	A	W	123	111	11/10/93	A	W	91	89
1/12/64	H	W	123	112	12/28/71	A	W	120	116	3/28/82	H	L	98	116	12/13/93	H	W	112	107
1/31/64	H	W	114	97	12/31/71	H	W	131	119	4/11/82*	A	W	110	109	1/10/94	A	L	94	99
2/1/64	A	W	119	111	1/30/72	H	W	130	114	11/6/82**	A	L	115	119	3/27/94*	H	W	124	122
2/9/64	H	W	120	109	3/15/72	A	W	120	115	12/10/82	H	W	123	97	4/3/94	A	W	135	112
2/18/64	N	W	103	93	3/17/72	N	W	127	111	12/21/82	A	L	105	122	11/26/94	A	W	108	99
2/21/64	A	L	119	144	3/22/72	H	W	113	106	3/4/83	H	W	115	110	12/23/94	H	L	77	85
3/1/64	H	W	108	93	10/23/72	H	W	105	85	3/16/83	A	L	100	105	3/24/95	A	W	107	75
3/3/64	N	W	108	94	12/1/72	A	W	105	99	4/17/83	H	W	114	101	4/7/95	H	W	91	81
11/12/64	N	L	109	110	12/2/72	H	W	131	120	11/19/83	A	L	91	92	12/9/95	A	W	124	98
11/14/64	A	W	113	102	12/30/72	N	W	117	107	12/4/83*	H	L	114	121	12/13/95	H	W	111	100
11/21/64	N	L	96	108	1/13/73	A	W	111	95	1/13/84	A	W	105	104	3/13/96	H	W	110	100
12/11/64	A	W	118	109	2/3/73	A	W	104	100	1/25/84	H	W	102	98	3/29/96	A	W	101	95
1/5/65	H	W	104	95	2/4/73	H	W	123	115	2/12/84	H	L	91	109	11/8/96	H	L	105	115
1/23/65	N	L	100	104	10/13/73	A	W	111	106	3/25/84**	A	L	114	119	1/22/97*	H	L	125	127
1/27/65	H	W	115	98	10/19/73	H	W	133	102	11/9/84	H	W	130	119	3/28/97	A	L	105	113
1/29/65	A	L	105	118	12/31/73	H	W	106	97	12/12/84	A	L	107	110	4/18/97	A	W	119	113
3/6/65	A	L	98	103	1/5/74*	N	W	108	102	1/20/85	H	W	113	97	11/15/97	A	W	107	101
3/7/65	H	W	133	111	1/25/74	H	W	112	97	1/30/85	A	L	104	122	12/15/97	H	W	100	83
11/6/65	H	W	101	91	2/1/74	N	W	106	105	3/29/85	H	W	112	108	3/22/98	H	W	108	90
11/12/65	A	L	114	123	3/16/74	A	W	146	127	4/9/85	A	L	104	113	3/29/98	A	L	94	99
12/3/65	H	L	103	119	3/27/74	A	L	108	117	11/22/85	H	W	110	103	3/26/99	A	W	90	84
12/28/65	A	L	93	102	11/1/74	H	W	114	98	11/26/85	A	W	98	91	4/9/99	H	L	67	83
1/4/66	A	L	100	112	11/23/74	A	L	96	98	12/21/85	A	L	102	108	4/21/99	H	L	78	80
1/16/66	H	W	137	122	12/17/74	H	L	109	113	1/26/86	H	W	105	103	12/4/99	A	L	74	77
2/6/66	H	W	100	99	12/18/74	A	W	131	99	3/16/86	H	W	118	101	3/12/00	H	W	93	77
2/12/66	N	W	85	83	1/19/75	H	W	102	100	4/6/86	A	L	94	95	3/24/00**	A	L	115	117
3/5/66	A	L	85	102	2/7/75	H	L	95	98	11/25/86	A	L	100	102	4/7/00	H	L	97	102
3/6/66	H	L	110	113	3/5/75	A	W	116	107	12/5/86	H	W	108	106	11/11/00	A	L	83	85
10/29/66	A	L	96	138	4/5/75	A	W	111	97	12/19/86	A	L	100	122	11/20/00	H	L	90	114
11/5/66	H	W	105	87	11/14/75	H	L	109	119	1/25/87	H	W	111	96	3/1/01	H	L	91	97
12/11/66	H	W	117	103	12/20/75	A	W	111	97	3/29/87	H	W	118	100	4/9/01	A	L	95	108
12/28/66	A	L	108	113	1/11/76	A	L	107	118	4/5/87*	A	L	104	106	12/17/01	A	L	83	99
1/15/67	H	L	95	110	1/16/76	H	W	118	110	11/20/87	A	L	85	116	1/25/02	H	L	90	106
1/24/67	A	W	118	106	3/3/76	A	L	110	123	12/20/87	H	W	124	87	3/4/02	A	W	100	94
2/12/67	H	W	113	112	3/20/76*	A	W	103	96	12/22/87	A	W	118	115	3/22/02	H	L	91	96
3/8/67*	H	L	113	115	3/21/76	H	W	108	100	1/31/88	H	W	100	85	11/13/02	H	W	91	81
3/11/67	A	W	116	114	11/23/76	A	L	102	116	3/25/88	H	L	93	97	12/4/02	A	L	93	99
10/28/67	H	W	104	95	1/22/77	A	L	94	109	4/10/88	A	W	117	108	1/20/03	A	W	100	99
11/18/67	A	W	116	111	1/23/77	H	L	83	91	11/5/88	A	L	115	129	4/10/03	H	L	78	99
12/14/67	H	W	102	101	4/3/77	H	W	96	90	12/9/88	H	W	121	107	11/21/03	A	L	85	87
12/29/67	A	L	123	133	11/18/77	H	L	112	121	1/18/89	A	L	104	115	12/21/03	H	W	87	84
1/28/68	H	W	115	103	1/8/78	A	L	91	94	1/20/89	H	W	117	109	2/7/04	A	W	110	80
1/30/68	A	L	118	125	3/10/78	A	L	109	120	3/26/89	H	W	105	103	3/28/04	H	W	89	65
3/3/68	H	L	127	133	3/12/78	H	L	103	105	3/28/89*	A	L	115	117	11/3/04	H	L	95	98
3/8/68	A	L	96	101	1/20/79	A	W	108	102	11/14/89	H	W	96	94	11/24/04	A	L	97	110
11/1/68	H	W	118	99	1/21/79	H	L	87	91	12/22/89	H	L	88	89	4/3/05	H	L	93	97
11/30/68*	A	W	117	113	3/7/79	A	L	107	114	3/11/90	H	W	107	105	4/12/05	A	W	105	98
1/11/69	A	W	111	101	3/25/79	H	W	103	94	3/28/90	A	L	104	122	11/30/05	H	W	110	103
1/24/69	H	L	111	120	11/10/79	A	L	94	95	4/22/90	A	W	118	98	1/13/06***	A	L	124	125
2/9/69*	H	W	122	117	12/19/79	H	W	112	89	12/1/90	A	L	110	116	3/8/06	H	W	104	101
2/16/69	A	L	102	127	12/22/79	A	L	113	126	12/19/90	H	W	115	105	4/7/06	A	W	109	99
3/12/69	A	W	126	117	2/6/80	H	W	129	110	1/25/91	A	L	94	116	12/13/06	A	W	101	81
11/1/69	A	W	131	123	3/7/80	H	W	111	92	3/17/91	H	W	110	105	12/22/06	H	L	83	98
11/26/69	H	L	114	135	3/30/80	A	L	110	116	4/18/91	A	L	97	122	3/30/07	A	L	82	88
12/5/69	H	L	104	105	11/1/80*	A	L	113	117	11/15/91	H	W	122	97	4/11/07	H	L	94	102
1/4/70	A	L	120	130	1/28/81	H	W	104	101	1/17/92	H	W	98	95	12/5/07	A	W	113	103
1/28/70	H	W	112	100	2/4/81	A	L	104	107	2/1/92	A	L	110	126	1/18/08	H	W	116	89
3/6/70	A	L	134	150	3/1/81	H	W	114	107	4/14/92	A	W	99	94	3/10/08	A	W	100	86
10/31/70	A	W	133	102	3/22/81	A	L	94	126	11/13/92	H	L	115	126	3/24/08	H	L	90	95
11/4/70	H	W	115	113	3/29/81	H	W	98	94	11/28/92	A	W	117	109					

\* Overtime  
\*\* Double-overtime

76ERS: Syracuse Nationals 1949-63; Philadelphia 76ers 1963-present.

## ALL-TIME SERIES

Boston leads 230-175 (Celtics are 135-48 at home)

**CURRENT STREAK:** One 76ers win

**LARGEST CELTICS WIN:** 37 points; 124-87 on 12/20/87 @ Boston

**LARGEST 76ERS WIN:** 42 points; 138-96 on 10/29/66 @ Philadelphia





**PHOENIX SUNS**

U.S. Airways Center (18,422)  
 201 East Jefferson Street, Phoenix, AZ 85004  
 602-379-7900 • fax 602-379-7908

**2007-08 RESULTS**

Series tied 1-1 (Celtics were 1-0 at TD Banknorth Garden)

02/22/08 Boston 77 @ Phoenix 85

03/26/08 Phoenix 97 @ Boston 117

**2008-09 MATCHUPS**

01/19/09 Phoenix @ Boston

02/22/09 Boston @ Phoenix

**DIRECTORY**

**HEAD COACH:** Terry Porter  
**ASSISTANT COACHES:** Alvin Gentry, Bill Cartwright, Dan Majerle, Igor Kokoskov  
**ATHLETIC TRAINER:** Aaron Nelson  
**PUBLIC AND MEDIA RELATIONS:** Julie Fie, DC Headley, Sherry Reed, Vince Kozar  
**BROADCAST TELEVISION:** MY45. Broadcasters: Tom Leander, Eddie Johnson  
**CABLE TELEVISION:** FSN Arizona. Broadcasters: Gary Bender, Eddie Johnson  
**RADIO:** KTAR (620AM). Broadcasters: Al McCoy, Tim Kempton  
**SPANISH RADIO:** KSUN (1400AM). Broadcasters: Gerard Romo, Arturo Ochoa

**2007-2008 SEASON SERIES (1-1) BOSTON VS. PHOENIX**

PLAYER	G-GS	MIN	FG-FGA	PCT	3FG-FGA	PCT	FT-FTA	PCT	OFF	DEF	TOT	AST	PF-DO	STL	TO	BLK	PTS	AVG	HI
Garnett	2-2	66	20-36	.556	0-0	---	9-10	.900	5	3	8	10	7-0	4	2	3	49	24.5	30
Pierce	2-2	72	11-29	.379	2-4	.500	11-11	1.000	2	10	12	6	5-0	2	6	2	35	17.5	27
Cassell (TOT)	5-3	122	35-64	.547	3-9	.333	13-14	.929	2	15	17	17	8-0	1	10	1	86	17.2	32
Cassell (BOS)	1-0	6	1-4	.250	0-0	---	0-0	---	0	0	0	0	0-0	0	1	0	2	2.0	2
Rondo	2-2	52	12-24	.500	0-2	.000	2-2	1.000	3	6	9	8	3-0	3	3	0	26	13.0	14
R. Allen	2-2	80	8-22	.364	3-11	.273	6-6	1.000	1	3	4	10	4-0	3	6	0	25	12.5	14
Perkins	2-2	55	9-12	.750	0-0	---	1-3	.333	6	10	16	0	6-0	1	3	4	19	9.5	13
Posey	2-0	43	3-9	.333	2-7	.286	3-3	1.000	1	8	9	0	8-0	4	5	0	11	5.5	6
T. Allen	2-0	25	4-7	.571	0-1	.000	1-1	1.000	1	1	2	2	4-0	2	4	0	9	4.5	9
House	2-0	39	3-9	.333	2-5	.400	0-0	---	0	3	3	3	2-0	2	1	0	8	4.0	6
Powe	2-0	17	2-4	.500	0-0	---	1-4	.250	1	2	3	0	1-0	1	0	0	5	2.5	3
Davis	2-0	22	2-6	.333	0-0	---	0-2	.000	4	2	6	2	8-0	1	2	0	4	2.0	2
Pollard	1-0	3	0-2	.000	0-0	---	1-2	.500	1	0	1	0	0-0	0	1	0	1	1.0	1
<b>CELTICS</b>	<b>2</b>	<b>480</b>	<b>75-164</b>	<b>.457</b>	<b>9-30</b>	<b>.300</b>	<b>35-44</b>	<b>.795</b>	<b>25</b>	<b>48</b>	<b>73</b>	<b>41</b>	<b>48-0</b>	<b>23</b>	<b>35</b>	<b>9</b>	<b>194</b>	<b>97.0</b>	<b>117</b>
<b>SUNS</b>	<b>2</b>	<b>480</b>	<b>69-141</b>	<b>.489</b>	<b>9-24</b>	<b>.375</b>	<b>35-47</b>	<b>.745</b>	<b>16</b>	<b>61</b>	<b>77</b>	<b>41</b>	<b>40-0</b>	<b>13</b>	<b>45</b>	<b>10</b>	<b>182</b>	<b>91.0</b>	<b>97</b>

**2007-2008 SEASON SERIES (1-1) PHOENIX VS. BOSTON**

PLAYER	G-GS	MIN	FG-FGA	PCT	3FG-FGA	PCT	FT-FTA	PCT	OFF	DEF	TOT	AST	PF-DO	STL	TO	BLK	PTS	AVG	HI
Stoudemire	2-2	81	21-39	.538	0-0	---	18-21	.857	4	8	12	4	7-0	0	7	4	60	30.0	32
Nash	2-2	70	12-22	.545	5-10	.500	1-2	.500	2	7	9	14	3-0	2	6	0	30	15.0	18
Diaw	2-0	58	12-20	.600	0-0	---	1-1	1.000	3	7	10	7	2-0	1	4	0	25	12.5	15
O'Neal (TOT)	4-4	116	20-31	.645	0-0	---	10-17	.588	6	35	41	5	15-0	2	13	5	50	12.5	17
O'Neal (PHO)	2-2	54	7-14	.500	0-0	---	6-11	.545	1	20	21	2	8-0	2	8	2	20	10.0	16
Gricek (TOT)	1-0	27	5-8	.625	1-3	.333	0-0	---	0	3	3	3	4-0	1	2	0	11	11.0	11
Gricek (PHO)	1-0	27	5-8	.625	1-3	.333	0-0	---	0	3	3	3	4-0	1	2	0	11	11.0	11
Hill	2-2	64	7-19	.368	0-2	.000	4-5	.800	4	9	13	3	5-0	4	5	2	18	9.0	14
Bell	2-2	82	4-11	.364	3-6	.500	2-3	.667	1	5	6	7	6-0	2	7	1	13	6.5	8
Barbosa	2-0	24	1-5	.200	0-2	.000	2-2	1.000	0	0	0	1	1-0	1	2	0	4	2.0	2
Marks	1-0	3	0-1	.000	0-0	---	1-2	.500	1	0	1	0	0-0	0	1	0	1	1.0	1
Skinner	2-0	3	0-1	.000	0-0	---	0-0	---	0	1	1	0	2-0	0	1	0	0	0.0	0
Strawberry	2-0	15	0-1	.000	0-1	.000	0-0	---	0	1	1	0	2-0	0	2	1	0	0.0	0
<b>SUNS</b>	<b>2</b>	<b>480</b>	<b>69-141</b>	<b>.489</b>	<b>9-24</b>	<b>.375</b>	<b>35-47</b>	<b>.745</b>	<b>16</b>	<b>61</b>	<b>77</b>	<b>41</b>	<b>40-0</b>	<b>13</b>	<b>45</b>	<b>10</b>	<b>182</b>	<b>91.0</b>	<b>97</b>
<b>CELTICS</b>	<b>2</b>	<b>480</b>	<b>75-164</b>	<b>.457</b>	<b>9-30</b>	<b>.300</b>	<b>35-44</b>	<b>.795</b>	<b>25</b>	<b>48</b>	<b>73</b>	<b>41</b>	<b>48-0</b>	<b>23</b>	<b>35</b>	<b>9</b>	<b>194</b>	<b>97.0</b>	<b>117</b>





## CELTICS VS. SUNS GAME-BY-GAME RESULTS

Date	H/A	W/L	Celtics	Opp	Date	H/A	W/L	Celtics	Opp
11/17/68	A	W	130	98	12/26/86	A	W	122	112
11/22/68	H	W	133	106	3/11/87	H	W	118	109
1/1/69	A	W	93	87	1/20/88	H	W	131	115
2/18/69	H	W	116	110	2/15/88	A	W	107	106
2/22/69	A	W	116	110	1/4/89	H	L	104	106
2/25/69	N	W	112	99	2/17/89	A	L	126	135
11/18/69	N	W	120	119	1/28/90	H	W	126	118
12/25/69	A	L	116	127	2/20/90	A	L	99	120
2/10/70	H	L	117	122	1/4/91	H	W	132	103
2/18/70	A	W	116	113	2/19/91	A	L	105	109
2/27/70	H	L	125	134	11/13/91	A	W	117	111
3/19/70	A	L	123	127	1/24/92	H	L	93	100
10/15/70	A	L	100	119	2/16/93	A	L	97	110
10/30/70	H	W	127	112	4/2/93	H	L	114	118
1/8/71	H	W	122	114	12/27/93	A	L	102	118
2/16/71	H	L	116	119	1/30/94	H	W	106	94
2/19/71	A	L	112	116	12/2/94	H	L	102	107
11/12/71	A	L	119	128	2/21/95	A	W	129	121
11/17/71	H	W	140	121	11/8/95	H	W	113	109
1/1/72	A	L	104	114	2/21/96	A	L	107	120
2/18/72	A	L	115	126	1/5/97	H	W	109	102
2/22/72	H	W	114	103	2/12/97	A	L	100	131
11/15/72	H	W	113	94	11/28/97*	H	L	108	112
12/13/72	A	W	105	100	12/30/97	A	L	90	100
2/20/73	H	W	107	97	1/28/00	H	W	91	88
3/8/73*	A	W	141	134	3/20/00	A	L	106	110
11/9/73	H	W	122	107	1/26/01	H	W	99	83
12/15/73	A	L	120	121	3/15/01	A	W	105	101
3/7/74	A	W	99	97	12/7/01*	H	W	109	102
3/13/74	H	W	104	97	12/27/01	A	L	82	84
11/22/74	H	W	95	94	12/11/02	H	L	94	103
12/25/74	A	L	96	110	2/16/03	A	L	92	102
2/14/75	A	W	112	106	12/5/03	H	L	106	110
3/12/75	H	W	88	82	12/26/03	A	W	104	102
12/26/75	A	W	112	106	1/28/05	H	L	119	128
1/21/76	H	W	114	100	2/27/05*	A	W	120	113
2/13/76	A	W	109	108	2/1/06	H	L	94	102
3/31/76	H	W	122	102	2/22/06	A	L	94	103
12/10/76	H	L	103	107	12/8/06	H	L	111	116
12/29/76	A	L	87	97	2/21/07	A	L	108	118
2/26/77	A	W	108	104	2/22/08	A	L	77	85
3/13/77	H	W	124	107	3/26/08	H	W	117	97
12/23/77	A	L	110	129					
1/5/78	H	L	111	121					
2/16/78	A	W	98	95					
3/17/78	H	W	115	108					
12/8/78	H	L	104	124					
12/30/78	A	L	109	112					
3/14/79	H	L	117	126					
3/21/79	A	L	113	134					
12/7/79	H	W	100	92					
2/13/80	A	L	134	135					
12/30/80	A	W	116	97					
1/7/81	H	W	108	90					
2/10/82	A	L	110	112					
3/14/82	H	W	105	92					
1/28/83	H	W	111	104					
2/26/83	A	W	103	101					
2/26/84	A	W	116	109					
3/11/84	H	W	117	109					
12/26/84	A	W	119	114					
3/13/85	H	W	123	106					
11/8/85	H	W	125	101					
2/17/86	A	L	101	108					

\* Overtime  
\*\* Double-overtime

## ALL-TIME SERIES

Boston leads 59-47 (Celtics are 34-17 at home)

**CURRENT STREAK:** One Celtics win

**LARGEST CELTICS WIN:** 32 points; 130-98 on 11/17/68 @ Phoenix

**LARGEST SUNS WIN:** 31 points; 131-100 on 02/12/97 @ Phoenix





**PORTLAND TRAIL BLAZERS**

The Rose Garden (19,980)  
 One Center Court, Suite 200, Portland, OR 97227  
 503-234-9291 • fax 503-736-2194

**2007-08 RESULTS**

Boston won 2-0 (Celtics were 1-0 at TD Banknorth Garden)

01/16/08 Portland 90 @ Boston 100

02/24/08 Boston 112 @ Portland 102

**2008-09 MATCHUPS**

12/05/08 Portland @ Boston

12/30/08 Boston @ Portland

**DIRECTORY**

**HEAD COACH:** ..... Nate McMillan  
**ASSISTANT COACHES:**..... Dean Demopoulos, Maurice Lucas, Monty Williams, Joe Prunty  
**ATHLETIC TRAINER:**..... Jay Jenson  
**PUBLIC AND MEDIA RELATIONS:**..... Collin Romer, Cheri Hanson, Jim Taylor  
**BROADCAST TELEVISION:** ..... KGW (Ch. 8). Broadcasters: Mike Barrett, Mike Rice  
**CABLE TELEVISION:** ..... Comcast SportsNet. Broadcasters: Same  
**RADIO:** ..... The Game (95.5FM). Broadcasters: Brian Wheeler, Antonio Harvey

**2007-2008 SEASON SERIES (2-0) BOSTON VS. PORTLAND**

PLAYER	G-GS	MIN	FG-FGA	PCT	3FG-FGA	PCT	FT-FTA	PCT	OFF	DEF	TOT	AST	PF-DQ	STL	TO	BLK	PTS	AVG	HI
R. Allen	2-2	79	19-28	.679	8-15	.533	8-11	.727	1	4	5	7	8-0	2	2	0	54	27.0	35
Pierce	2-2	77	15-25	.600	4-8	.500	8-13	.615	2	13	15	10	6-0	0	7	0	42	21.0	30
Garnett	2-2	68	14-32	.438	0-0	---	8-9	.889	5	9	14	6	8-0	1	2	0	36	18.0	26
Rondo	1-1	34	6-14	.429	0-0	---	3-3	1.000	1	2	3	8	4-0	2	1	0	15	15.0	15
House	2-1	49	8-15	.533	5-11	.455	0-0	---	0	5	5	5	1-0	1	2	1	21	10.5	11
Posey	2-0	54	7-13	.538	3-7	.429	2-5	.400	0	8	8	4	4-0	2	1	0	19	9.5	15
T. Allen	2-0	27	4-7	.571	1-3	.333	1-2	.500	2	2	4	1	3-0	2	4	0	10	5.0	5
Perkins	2-2	37	3-9	.333	0-0	---	1-4	.250	7	5	12	0	7-0	0	2	4	7	3.5	4
Davis	2-0	30	1-5	.200	0-0	---	2-4	.500	4	4	8	3	6-0	0	4	0	4	2.0	3
Powe	1-0	6	0-0	---	0-0	---	2-2	1.000	0	1	1	0	0-0	0	0	0	2	2.0	2
Pruitt	1-0	12	1-6	.167	0-3	.000	0-0	---	0	2	2	1	2-0	1	0	0	2	2.0	2
Pollard	1-0	7	0-0	---	0-0	---	0-0	---	1	0	1	0	1-0	0	0	0	0	0.0	0
<b>CELTICS</b>	<b>2</b>	<b>480</b>	<b>78-154</b>	<b>.506</b>	<b>21-47</b>	<b>.447</b>	<b>35-53</b>	<b>.660</b>	<b>23</b>	<b>55</b>	<b>78</b>	<b>45</b>	<b>50-0</b>	<b>11</b>	<b>29</b>	<b>5</b>	<b>212</b>	<b>106.0</b>	<b>112</b>
<b>TRAIL BLAZERS</b>	<b>2</b>	<b>480</b>	<b>66-144</b>	<b>.458</b>	<b>21-41</b>	<b>.512</b>	<b>39-50</b>	<b>.780</b>	<b>21</b>	<b>49</b>	<b>70</b>	<b>40</b>	<b>48-2</b>	<b>15</b>	<b>36</b>	<b>7</b>	<b>192</b>	<b>96.0</b>	<b>102</b>

**2007-2008 SEASON SERIES (0-2) PORTLAND VS. BOSTON**

PLAYER	G-GS	MIN	FG-FGA	PCT	3FG-FGA	PCT	FT-FTA	PCT	OFF	DEF	TOT	AST	PF-DQ	STL	TO	BLK	PTS	AVG	HI
Outlaw	2-0	62	15-27	.556	3-3	1.000	8-10	.800	8	4	12	7	4-0	1	6	1	41	20.5	24
Jack	2-1	70	11-21	.524	3-8	.375	9-10	.900	1	6	7	8	6-0	2	7	0	34	17.0	17
Roy	2-2	66	10-22	.455	2-4	.500	9-10	.900	0	3	3	7	3-0	3	5	0	31	15.5	22
Aldridge	2-2	61	11-23	.478	0-0	---	8-11	.727	4	7	11	2	12-2	3	6	3	30	15.0	16
Webster	2-1	48	6-12	.500	6-10	.600	0-0	---	0	3	3	1	6-0	3	3	0	18	9.0	12
Blake	2-2	55	6-18	.333	5-11	.455	0-0	---	0	3	3	12	2-0	1	0	0	17	8.5	12
Wafer (TOT)	1-0	16	3-4	.750	0-0	---	0-0	---	0	2	2	2	0-0	1	0	0	6	6.0	6
Przybylla	2-2	55	3-7	.429	0-0	---	4-8	.500	5	13	18	1	6-0	0	4	2	10	5.0	7
Jones	1-0	25	1-2	.500	1-2	.500	1-1	1.000	0	4	4	0	3-0	0	0	1	4	4.0	4
Rodriguez	2-0	13	3-7	.429	1-3	.333	0-0	---	1	1	2	1	1-0	0	2	0	7	3.5	7
Frye	1-0	12	0-4	.000	0-0	---	0-0	---	1	4	5	0	4-0	0	0	0	0	0.0	0
LaFrentz	2-0	12	0-1	.000	0-0	---	0-0	---	1	1	2	1	1-0	2	1	0	0	0.0	0
<b>TRAIL BLAZERS</b>	<b>2</b>	<b>480</b>	<b>66-144</b>	<b>.458</b>	<b>21-41</b>	<b>.512</b>	<b>39-50</b>	<b>.780</b>	<b>21</b>	<b>49</b>	<b>70</b>	<b>40</b>	<b>48-2</b>	<b>15</b>	<b>36</b>	<b>7</b>	<b>192</b>	<b>96.0</b>	<b>102</b>
<b>CELTICS</b>	<b>2</b>	<b>480</b>	<b>78-154</b>	<b>.506</b>	<b>21-47</b>	<b>.447</b>	<b>35-53</b>	<b>.660</b>	<b>23</b>	<b>55</b>	<b>78</b>	<b>45</b>	<b>50-0</b>	<b>11</b>	<b>29</b>	<b>5</b>	<b>212</b>	<b>106.0</b>	<b>112</b>





## CELTICS VS. TRAIL BLAZERS GAME-BY-GAME RESULTS

Date	H/A	W/L	Celtics	Opp	Date	H/A	W/L	Celtics	Opp
10/18/70	A	W	133	115	12/3/93	H	W	114	108
11/25/70	H	W	122	115	2/20/94	A	L	93	102
12/27/70	A	L	123	135	1/6/95	H	L	92	95
1/5/71	H	L	120	124	3/16/95	A	L	98	113
1/6/71	H	W	124	109	12/27/95	A	L	109	135
1/7/72	A	W	120	114	1/3/96*	H	L	110	114
1/23/72	H	W	115	105	1/31/97	H	W	111	105
2/15/72	A	W	111	104	2/16/97	A	L	106	118
1/22/72	H	W	126	107	2/22/98	A	L	96	121
12/16/72	A	W	123	116	3/1/98	H	W	102	101
1/7/73	H	W	117	99	2/19/99	A	L	86	106
2/16/73	A	W	112	105	2/6/00	H	L	94	100
12/21/73*	A	W	124	120	2/21/00	A	L	92	105
2/15/74	A	W	106	104	1/8/01	H	L	90	98
3/12/74	H	W	110	93	2/17/01	A	W	85	81
3/22/74	H	W	126	118	2/15/02	A	W	107	104
1/6/74	H	W	128	110	3/18/02	H	L	91	100
1/1/75	A	W	108	94	1/3/03	H	L	103	108
2/15/75	A	W	102	100	2/13/03	A	W	100	92
3/14/75	H	W	103	98	2/21/04	A	L	84	105
10/31/75	H	W	112	94	3/31/04	H	L	98	105
1/3/76	A	L	97	125	11/10/04	H	W	90	88
1/13/76	H	W	106	94	12/9/04	A	L	87	89
2/15/76	A	L	105	108	2/10/06	H	W	115	83
12/8/76	H	W	104	95	2/24/06	A	W	102	96
1/4/77	A	L	84	128	11/17/06	H	W	118	90
1/4/77	H	L	92	107	1/1/07	A	W	89	81
2/22/77	A	L	111	113	1/16/08	H	W	100	90
12/9/77	H	L	97	118	2/24/08	A	W	112	102
12/20/77	A	L	99	104					
1/15/78*	H	L	103	107					
3/28/78	A	W	104	92					
1/8/78	H	L	109	112					
1/28/78	A	L	97	102					
1/12/79	H	W	128	125					
2/18/79	A	L	104	111					
1/18/80	H	W	111	93					
2/15/80	A	W	106	91					
11/26/80	H	W	126	101					
1/4/81	A	W	120	111					
1/24/82	H	L	119	123					
2/19/82	A	W	127	117					
11/24/82	H	W	104	95					
2/17/83	A	L	114	121					
12/2/83	H	W	115	106					
2/19/84	A	W	107	101					
1/27/85	H	W	128	127					
2/12/85	A	L	103	111					
12/6/85	H	L	103	121					
2/14/86*	A	W	120	119					
2/13/87	A	W	131	116					
2/25/87	H	W	122	116					
2/19/88	A	W	124	104					
2/24/88	H	W	113	112					
3/29/89	H	W	106	97					
4/7/89	A	L	100	113					
2/16/90	A	L	101	120					
3/7/90	H	L	117	130					
3/3/91	H	L	107	116					
3/10/91*	A	W	111	109					
11/10/91	A	L	90	116					
3/15/92**	H	W	152	148					
2/28/93	H	W	122	110					
3/21/93	A	W	106	104					

\* Overtime  
\*\* Double-overtime

## ALL-TIME SERIES

Boston leads 55-38 (Celtics are 30-15 at home)

**CURRENT STREAK:** Six Celtics wins

**LARGEST CELTICS WIN:** 28 points; 118-90 on 11/17/06 @ Boston

**LARGEST TRAIL BLAZERS WIN:** 44 points; 128-84 on 01/04/77 @ Portland





**SACRAMENTO KINGS**  
 ARCO Arena (17,317)  
 One Sports Parkway, Sacramento, CA 95834  
 916-455-4647 • fax 916-928-6912

**2007-08 RESULTS**

Boston won 2-0 (Celtics were 1-0 at TD Banknorth Garden)  
 12/12/07 Sacramento 78 @ Boston 90  
 12/26/07 Boston 89 @ Sacramento 69

**2008-09 MATCHUPS**

12/28/08 Boston @ Sacramento  
 01/28/09 Sacramento @ Boston

**DIRECTORY**

**HEAD COACH:**.....Reggie Theus  
**ASSISTANT COACHES:** .....Jason Hamm, Kenny Natt, Chuck Person, Randy Brown, Rex Kalamian  
**ATHLETIC TRAINER:** .....Pete Youngman  
**PUBLIC AND MEDIA RELATIONS:** .....Troy Hanson, Darrin May, Darryl Arata, Devin Blankenship, Chris Clark, Heather Clark  
**BROADCAST TELEVISION:**.....News10 (Ch. 10). Broadcasters: Grant Napear, Jerry Reynolds  
**CABLE TELEVISION:** .....Comcast SportsNet. Broadcasters: Same  
**RADIO:**.....KHTK (1140AM). Broadcasters: Gary Gerould, Jim Kozimor

**2007-2008 SEASON SERIES (2-0) BOSTON VS. SACRAMENTO**

PLAYER	G-GS	MIN	FG-FGA	PCT	3FG-FGA	PCT	FT-FTA	PCT	OFF	DEF	TOT	AST	PF-DQ	STL	TO	BLK	PTS	AVG	HI
Pierce	2-2	86	11-27	.407	4-10	.400	16-17	.941	0	10	10	10	2-0	2	6	1	42	21.0	26
R. Allen	2-2	72	11-29	.379	5-12	.417	5-5	1.000	1	4	5	5	3-0	4	3	0	32	16.0	17
Davis	1-1	27	3-6	.500	0-0	---	10-10	1.000	5	4	9	0	2-0	0	1	0	16	16.0	16
Garnett	2-2	72	12-23	.522	0-0	---	1-4	.250	7	9	16	3	6-0	4	4	1	25	12.5	14
Posey	2-0	49	6-13	.462	3-7	.429	4-4	1.000	2	6	8	2	7-0	1	2	1	19	9.5	11
House	2-0	43	6-17	.353	5-12	.417	0-0	---	0	3	3	1	2-0	1	2	0	17	8.5	9
Rondo	2-2	55	3-14	.214	0-1	.000	7-10	.700	4	3	7	8	6-0	6	0	0	13	6.5	13
T. Allen	2-0	24	3-8	.375	0-0	---	0-0	---	0	1	1	2	4-0	0	4	2	6	3.0	4
Perkins	1-1	19	1-2	.500	0-0	---	1-2	.500	3	5	8	2	3-0	1	2	2	3	3.0	3
Pollard	1-0	11	1-2	.500	0-0	---	0-0	---	3	2	5	1	2-0	0	0	0	2	2.0	2
Powe	1-0	6	1-1	1.000	0-0	---	0-0	---	1	2	3	0	0-0	1	1	0	2	2.0	2
Scalabrine	2-0	17	0-3	.000	0-2	.000	2-2	1.000	1	2	3	1	1-0	1	0	0	2	1.0	2
<b>CELTICS</b>	<b>2</b>	<b>480</b>	<b>58-145</b>	<b>.400</b>	<b>17-44</b>	<b>.386</b>	<b>46-54</b>	<b>.852</b>	<b>27</b>	<b>51</b>	<b>78</b>	<b>35</b>	<b>38-0</b>	<b>21</b>	<b>26</b>	<b>7</b>	<b>179</b>	<b>89.5</b>	<b>90</b>
<b>KINGS</b>	<b>2</b>	<b>480</b>	<b>57-138</b>	<b>.413</b>	<b>7-33</b>	<b>.212</b>	<b>26-33</b>	<b>.788</b>	<b>18</b>	<b>53</b>	<b>71</b>	<b>26</b>	<b>45-0</b>	<b>16</b>	<b>43</b>	<b>8</b>	<b>147</b>	<b>73.5</b>	<b>78</b>

**2007-2008 SEASON SERIES (0-2) SACRAMENTO VS. BOSTON**

PLAYER	G-GS	MIN	FG-FGA	PCT	3FG-FGA	PCT	FT-FTA	PCT	OFF	DEF	TOT	AST	PF-DQ	STL	TO	BLK	PTS	AVG	HI
Artest	2-2	82	11-34	.324	0-10	.000	9-11	.818	2	7	9	5	7-0	3	6	2	31	15.5	16
Salmons	2-2	79	9-19	.474	2-3	.667	3-5	.600	1	6	7	4	5-0	4	6	4	23	11.5	13
Garcia	2-0	47	7-16	.438	3-6	.500	5-7	.714	4	2	6	3	5-0	1	4	1	22	11.0	12
Udrih	2-2	75	9-22	.409	2-5	.400	2-2	1.000	1	8	9	8	4-0	2	6	0	22	11.0	16
Miller	2-2	69	9-23	.391	0-4	.000	3-3	1.000	5	13	18	3	7-0	1	8	0	21	10.5	14
Moore	2-2	43	7-9	.778	0-0	---	0-0	---	4	9	13	0	8-0	0	3	0	14	7.0	8
Douby	2-0	24	2-8	.250	0-5	.000	1-1	1.000	0	1	1	2	2-0	2	1	0	5	2.5	5
Hawes	2-0	17	1-1	1.000	0-0	---	2-2	1.000	0	2	2	0	1-0	0	1	0	4	2.0	2
Thomas	2-0	34	2-4	.500	0-0	---	0-0	---	1	4	5	1	4-0	2	4	0	4	2.0	4
Jones	1-0	9	0-2	.000	0-0	---	1-2	.500	0	1	1	0	2-0	1	1	1	1	1.0	1
<b>KINGS</b>	<b>2</b>	<b>480</b>	<b>57-138</b>	<b>.413</b>	<b>7-33</b>	<b>.212</b>	<b>26-33</b>	<b>.788</b>	<b>18</b>	<b>53</b>	<b>71</b>	<b>26</b>	<b>45-0</b>	<b>16</b>	<b>43</b>	<b>8</b>	<b>147</b>	<b>73.5</b>	<b>78</b>
<b>CELTICS</b>	<b>2</b>	<b>480</b>	<b>58-145</b>	<b>.400</b>	<b>17-44</b>	<b>.386</b>	<b>46-54</b>	<b>.852</b>	<b>27</b>	<b>51</b>	<b>78</b>	<b>35</b>	<b>38-0</b>	<b>21</b>	<b>26</b>	<b>7</b>	<b>179</b>	<b>89.5</b>	<b>90</b>





## CELTICS VS. KINGS GAME-BY-GAME RESULTS

Date	H/A	W/L	Celtics	Opp	Date	H/A	W/L	Celtics	Opp
11/9/79	H	W	127	119					
12/2/79	A	L	88	94					
10/31/80	H	W	115	110					
2/18/81	A	L	113	114					
11/11/81	H	W	115	100					
12/26/81*	A	W	124	119					
12/28/82	A	L	124	129					
3/1/83	H	W	129	111					
1/17/84	A	W	122	113					
2/1/84	H	W	119	110					
11/24/84	A	W	135	124					
2/1/85	H	W	142	123					
12/11/85	H	W	118	101					
2/11/86	A	L	100	105					
12/29/86	A	W	119	102					
1/9/87	H	W	109	99					
12/27/87	A	W	114	102					
1/15/88	H	W	122	86					
1/27/88	H	W	128	116					
2/22/89	A	W	99	91					
12/27/89*	A	W	115	112					
2/4/90	H	W	121	89					
11/23/90	H	W	115	105					
3/12/91	A	W	110	95					
11/12/91	A	W	126	103					
1/6/92	H	W	110	108					
12/27/92	A	L	118	102					
3/29/93	H	W	110	89					
12/8/93	H	W	129	115					
2/22/94	A	L	93	95					
1/15/95	H	W	98	97					
2/14/95	A	L	108	101					
1/10/96	H	W	113	104					
2/16/96	A	W	130	102					
12/28/96	A	L	126	96					
2/26/97	H	L	111	105					
2/17/98	A	L	99	102					
2/25/98	H	W	111	94					
2/16/99	A	L	98	101					
12/28/99	A	L	101	114					
1/7/00	H	W	101	93					
12/15/00	H	L	81	104					
1/7/01	A	L	106	111					
12/30/01	A	L	94	109					
2/6/02	H	L	85	102					
2/20/03	A	L	83	105					
4/4/03	H	L	92	93					
11/9/03	H	W	91	82					
2/17/04	A	L	111	127					
12/5/04	A	L	105	119					
2/13/05	H	L	100	104					
12/30/05	A	L	112	116					
1/27/06	H	W	84	74					
1/19/07	H	L	91	96					
2/20/07	A	L	101	104					
12/12/07	H	W	90	78					
12/26/07	A	W	89	69					

\* Overtime  
\*\* Double-overtime

**KINGS:** Rochester Royals 1948-57; Cincinnati Royals 1957-72; Kansas City-Omaha Kings 1972-75; Kansas City Kings 1975-85; Sacramento Kings 1985-present.

## ALL-TIME SERIES

Boston leads 169-111 (Celtics are 91-32 at home)

**CURRENT STREAK:** Two Celtics wins

**LARGEST CELTICS WIN:** 36 points; 122-86 on 01/15/88 @ Boston

**LARGEST KINGS WIN:** 32 points; 95-63 on 11/13/48 @ Sacramento





**SAN ANTONIO SPURS**

AT&T Center (18,797)

One AT&T Center, San Antonio, TX 78219

210-444-5000 • fax 210-444-5720

**2007-08 RESULTS**

Boston won 2-0 (Celtics were 1-0 at TD Banknorth Garden)

02/10/08 San Antonio 90 @ Boston 98

03/17/08 Boston 93 @ San Antonio 91

**2008-09 MATCHUPS**

02/08/09 San Antonio @ Boston

03/20/09 Boston @ San Antonio

**DIRECTORY**

**HEAD COACH:**.....Gregg Popovich  
**ASSISTANT COACHES:** .....Mike Budenholzer, Don Newman, Brett Brown, Chip Engelland, Chad Forcier  
**ATHLETIC TRAINER:** .....Will Sevensing  
**PUBLIC AND MEDIA RELATIONS:** .....Tom James, Cliff Puchalski, Kris Davis, Becky Salini, Stacey Mitch  
**BROADCAST TELEVISION:** .....Fox Sports Net. KENS (Ch. 5) & KMYS (Ch. 35)  
 Broadcasters: Bill Land, Sean Elliott, Andrew Monaco, Dan Hughes  
**RADIO:** .....WOAI (1200AM). Broadcaster: Bill Schoening  
**SPANISH RADIO:**.....KCOR (1350AM). Broadcaster: Paul Castro

**2007-2008 SEASON SERIES (2-0) BOSTON VS. SAN ANTONIO**

PLAYER	G-GS	MIN	FG-FGA	PCT	3FG-FGA	PCT	FT-FTA	PCT	OFF	DEF	TOT	AST	PF-DQ	STL	TO	BLK	PTS	AVG	HI
Pierce	2-2	86	19-31	.613	6-13	.462	13-18	.722	0	14	14	5	6-0	3	9	1	57	28.5	35
Garnett	1-1	39	7-15	.467	0-0	---	7-8	.875	2	6	8	2	2-0	2	4	1	21	21.0	21
R. Allen	1-1	38	7-16	.438	1-5	.200	4-6	.667	2	3	5	3	2-0	0	1	0	19	19.0	19
Rondo	2-2	62	10-24	.417	0-0	---	5-6	.833	5	12	17	15	3-0	3	3	0	25	12.5	20
Cassell (TOT)	3-1	61	11-23	.478	1-4	.250	2-3	.667	0	9	9	6	4-0	0	7	0	25	8.3	17
Cassell (BOS)	1-0	28	7-13	.538	1-3	.333	2-3	.667	0	5	5	0	2-0	0	3	0	17	17.0	17
House	2-0	31	5-10	.500	3-4	.750	2-2	1.000	0	1	1	1	5-0	0	2	0	15	7.5	10
T. Allen	2-1	42	3-9	.333	0-2	.000	6-7	.857	0	3	3	2	4-0	1	0	2	12	6.0	8
Powe	1-1	14	2-4	.500	0-0	---	1-2	.500	0	3	3	0	4-0	1	1	0	5	5.0	5
Davis	2-0	39	3-6	.500	0-0	---	3-5	.600	3	8	11	1	4-0	3	3	1	9	4.5	9
Posey	2-0	62	2-8	.250	1-5	.200	2-2	1.000	3	6	9	8	2-0	5	1	0	7	3.5	5
Brown	1-0	3	1-1	1.000	0-0	---	0-0	---	0	0	0	0	3-0	0	0	0	2	2.0	2
Scalabrino	1-1	16	1-5	.200	0-2	.000	0-0	---	1	3	4	0	3-0	0	1	0	2	2.0	2
Perkins	1-1	20	0-2	.000	0-0	---	0-0	---	4	2	6	0	3-0	0	0	1	0	0.0	0
<b>CELTICS</b>	<b>2</b>	<b>480</b>	<b>67-144</b>	<b>.465</b>	<b>12-34</b>	<b>.353</b>	<b>45-59</b>	<b>.763</b>	<b>20</b>	<b>66</b>	<b>86</b>	<b>37</b>	<b>43-0</b>	<b>18</b>	<b>29</b>	<b>6</b>	<b>191</b>	<b>95.5</b>	<b>98</b>
<b>SPURS</b>	<b>2</b>	<b>480</b>	<b>67-152</b>	<b>.441</b>	<b>19-53</b>	<b>.358</b>	<b>28-35</b>	<b>.800</b>	<b>15</b>	<b>56</b>	<b>71</b>	<b>39</b>	<b>49-1</b>	<b>12</b>	<b>28</b>	<b>8</b>	<b>181</b>	<b>90.5</b>	<b>91</b>

**2007-2008 SEASON SERIES (0-2) SAN ANTONIO VS. BOSTON**

PLAYER	G-GS	MIN	FG-FGA	PCT	3FG-FGA	PCT	FT-FTA	PCT	OFF	DEF	TOT	AST	PF-DQ	STL	TO	BLK	PTS	AVG	HI
Ginobili	2-1	71	17-33	.515	9-18	.500	10-10	1.000	1	7	8	6	5-0	2	8	1	53	26.5	32
Parker	1-1	37	7-14	.500	1-2	.500	2-2	1.000	1	4	5	8	1-0	2	4	1	17	17.0	17
Duncan	2-2	74	14-28	.500	0-0	---	4-6	.667	7	15	22	8	6-0	1	5	5	32	16.0	22
Finley	2-1	59	9-18	.500	3-8	.375	0-0	---	0	3	3	1	5-0	1	2	0	21	10.5	19
Stoudamire (TOT)	1-0	23	3-11	.273	1-6	.167	1-1	1.000	0	2	2	3	1-0	0	1	0	8	8.0	8
Stoudamire (SA)	1-0	23	3-11	.273	1-6	.167	1-1	1.000	0	2	2	3	1-0	0	1	0	8	8.0	8
Vaughn	2-1	39	4-10	.400	0-0	---	4-6	.667	1	0	1	5	7-0	2	1	0	12	6.0	8
Udoka	2-0	47	4-12	.333	2-7	.286	1-2	.500	0	7	7	0	10-1	3	2	1	11	5.5	6
Thomas (TOT)	2-1	45	3-6	.500	0-0	---	4-5	.800	7	11	18	2	8-1	0	0	4	10	5.0	7
Thomas (SA)	1-0	15	1-2	.500	0-0	---	1-2	.500	2	2	4	1	2-0	0	0	0	3	3.0	3
Bowen	2-2	57	3-9	.333	2-6	.333	1-2	.500	0	2	2	0	6-0	1	0	0	9	4.5	6
Oberto	2-2	37	3-8	.375	0-0	---	2-2	1.000	1	6	7	4	3-0	0	3	0	8	4.0	4
Horry	2-0	20	2-7	.286	1-6	.167	2-2	1.000	2	8	10	3	3-0	0	1	0	7	3.5	7
<b>SPURS</b>	<b>2</b>	<b>480</b>	<b>67-152</b>	<b>.441</b>	<b>19-53</b>	<b>.358</b>	<b>28-35</b>	<b>.800</b>	<b>15</b>	<b>56</b>	<b>71</b>	<b>39</b>	<b>49-1</b>	<b>12</b>	<b>28</b>	<b>8</b>	<b>181</b>	<b>90.5</b>	<b>91</b>
<b>CELTICS</b>	<b>2</b>	<b>480</b>	<b>67-144</b>	<b>.465</b>	<b>12-34</b>	<b>.353</b>	<b>45-59</b>	<b>.763</b>	<b>20</b>	<b>66</b>	<b>86</b>	<b>37</b>	<b>43-0</b>	<b>18</b>	<b>29</b>	<b>6</b>	<b>191</b>	<b>95.5</b>	<b>98</b>





## CELTICS VS. SPURS GAME-BY-GAME RESULTS

Date	H/A	W/L	Celtics	Opp	Date	H/A	W/L	Celtics	Opp
10/30/76	A	W	126	117	11/19/04	H	L	84	92
1/21/77	H	W	103	90	12/26/04	A	L	90	107
3/22/77	A	W	108	104	11/11/05	H	L	82	103
4/9/77	H	W	120	105	12/9/05	A	L	89	101
10/19/77	A	L	109	114	1/22/07	H	L	89	93
11/9/77	H	L	114	129	3/17/07	A	W	91	85
1/25/78	A	L	103	113	2/10/08	H	W	98	90
3/31/78	H	L	117	120	3/17/08	A	W	93	91
10/24/78	A	L	109	132					
11/3/78	H	L	103	110					
2/14/79	A	L	119	149					
4/1/79	H	L	110	112					
10/23/79	A	L	120	129					
11/7/79	H	W	117	105					
12/21/79	H	W	133	114					
1/5/80	A	L	111	119					
2/27/80	H	W	130	125					
3/4/80	A	W	137	108					
1/16/81	H	W	94	85					
2/17/81	A	W	128	116					
3/4/82	A	W	110	101					
3/19/82	H	W	134	110					
11/19/82	H	W	119	111					
1/7/83	A	W	116	113					
11/30/83	H	W	130	106					
12/27/83	A	W	115	100					
12/29/84	A	W	120	112					
2/27/85	H	W	111	102					
2/26/86	H	W	120	100					
3/13/86	A	W	135	119					
11/28/86	H	W	111	96					
2/21/87	A	W	121	113					
2/10/88	A	W	136	120					
3/9/88	H	W	119	118					
12/30/88	A	W	112	99					
3/20/89	H	W	119	108					
1/12/90	H	L	90	97					
2/14/90	A	W	106	95					
12/8/90	A	L	96	102					
3/1/91	H	W	108	98					
1/19/92	H	W	98	89					
2/11/92	A	L	84	100					
2/13/93	A	L	85	90					
3/3/93	H	W	132	91					
12/26/93	A	L	85	99					
2/4/94	H	L	91	100					
12/14/94	A	L	110	122					
1/17/95	H	L	92	101					
1/16/96	A	L	97	121					
2/7/96	H	L	89	99					
1/8/97	H	W	107	83					
3/14/97	A	L	92	103					
12/26/97	A	L	86	101					
1/13/98	H	L	88	97					
11/24/99	H	L	98	121					
12/17/99	A	L	94	103					
2/23/01	A	L	82	100					
3/21/01	H	L	77	97					
1/9/02	H	L	90	93					
3/16/02	A	L	104	111					
1/12/03	A	L	80	81					
3/9/03	H	L	78	94					
1/18/04	H	L	92	109					
3/20/04	A	L	87	103					

\* Overtime  
\*\* Double-overtime

## ALL-TIME SERIES

Series is tied 36-36 (Celtics are 19-17 at home)

**CURRENT STREAK:** Three Celtics wins

**LARGEST CELTICS WIN:** 41 points; 132-91 on 03/03/93 @ Boston

**LARGEST SPURS WIN:** 30 points; 149-119 on 02/14/79 @ San Antonio





**TORONTO RAPTORS**

Air Canada Centre (19,800)  
 40 Bay Street, Suite 400, Toronto, ON M5J 2X2  
 416-815-5600 • fax 416-359-9213

**2007-08 RESULTS**

Boston won 3-1 (Celtics were 1-1 at TD Banknorth Garden)

- 11/04/07 Boston 98 @ Toronto 95 (OT)
- 12/07/07 Toronto 84 @ Boston 112
- 12/16/07 Boston 90 @ Toronto 77
- 01/23/08 Toronto 114 @ Boston 112

**2008-09 MATCHUPS**

- 11/10/08 Toronto @ Boston
- 11/23/08 Boston @ Toronto
- 01/11/09 Boston @ Toronto
- 01/12/09 Toronto @ Boston

**DIRECTORY**

**HEAD COACH:** .....Sam Mitchell  
**ASSISTANT COACHES:** .....Jay Triano, Alex English, Mike Evans  
**ATHLETIC TRAINER:** .....Scott McCullough  
**PUBLIC AND MEDIA RELATIONS:** .....Jim LaBumbard, Jamie Deans, Roven Yau  
**BROADCAST TELEVISION:** .....CBC, Raptors NBA-TV, TSN, The Score. Broadcasters: Matt Devlin, Leo Rautins, Jack Armstrong  
**RADIO:** .....The FAN (590AM). Broadcasters: Paul Jones, Eric Smith

**2007-2008 SEASON SERIES (3-1) BOSTON VS. TORONTO**

PLAYER	G-GS	MIN	FG-FGA	PCT	3FG-FGA	PCT	FT-FTA	PCT	OFF	DEF	TOT	AST	PF-DQ	STL	TO	BLK	PTS	AVG	HI
Garnett	4-4	140	37-65	.569	0-1	.000	14-17	.824	5	29	34	19	7-0	7	7	2	88	22.0	26
R. Allen	3-3	115	22-43	.512	10-23	.435	11-11	1.000	6	10	16	6	5-0	2	4	0	65	21.7	33
Pierce	4-4	156	25-64	.391	5-20	.250	13-17	.765	2	19	21	25	8-0	6	11	2	68	17.0	19
Posey	3-0	79	9-18	.500	7-13	.538	6-6	1.000	0	20	20	4	8-0	2	5	1	31	10.3	11
House	4-0	88	13-34	.382	8-19	.421	4-4	1.000	2	5	7	11	4-0	4	3	2	38	9.5	13
Rondo	4-4	109	17-34	.500	0-0	---	3-5	.600	3	12	15	17	10-0	8	5	0	37	9.3	14
T. Allen	4-1	91	12-23	.522	3-5	.600	7-10	.700	4	9	13	10	9-0	4	4	2	34	8.5	15
Davis	3-0	46	6-10	.600	0-0	---	6-11	.545	3	3	6	0	12-0	1	5	1	18	6.0	8
Perkins	4-4	95	8-13	.615	0-0	---	2-4	.500	6	12	18	3	12-0	0	10	7	18	4.5	6
Scalabrino	4-0	47	3-8	.375	2-5	.400	2-2	1.000	4	4	8	2	5-0	0	2	1	10	2.5	5
Powe	3-0	14	2-3	.667	0-0	---	1-2	.500	1	1	2	1	6-0	1	2	0	5	1.7	5
Pollard	1-0	4	0-0	---	0-0	---	0-0	---	0	0	0	0	1-0	0	0	0	0	0.0	0
Pruitt	1-0	0	0-0	---	0-0	---	0-0	---	0	0	0	0	0-0	0	0	0	0	0.0	0
<b>CELTICS</b>	<b>4</b>	<b>985</b>	<b>154-315</b>	<b>.489</b>	<b>35-86</b>	<b>.407</b>	<b>69-89</b>	<b>.775</b>	<b>36</b>	<b>124</b>	<b>160</b>	<b>98</b>	<b>87-0</b>	<b>35</b>	<b>62</b>	<b>18</b>	<b>412</b>	<b>103.0</b>	<b>112</b>
<b>RAPTORS</b>	<b>4</b>	<b>985</b>	<b>135-311</b>	<b>.434</b>	<b>38-81</b>	<b>.469</b>	<b>62-74</b>	<b>.838</b>	<b>34</b>	<b>111</b>	<b>145</b>	<b>84</b>	<b>88-0</b>	<b>27</b>	<b>70</b>	<b>17</b>	<b>370</b>	<b>92.5</b>	<b>114</b>

**2007-2008 SEASON SERIES (1-3) TORONTO VS. BOSTON**

PLAYER	G-GS	MIN	FG-FGA	PCT	3FG-FGA	PCT	FT-FTA	PCT	OFF	DEF	TOT	AST	PF-DQ	STL	TO	BLK	PTS	AVG	HI
Ford	2-2	56	17-30	.567	3-5	.600	7-8	.875	0	1	1	8	3-0	2	9	0	44	22.0	32
Bosh	3-3	120	17-38	.447	0-0	---	25-28	.893	8	22	30	8	12-0	3	12	6	59	19.7	23
Parker	4-4	129	18-39	.462	7-17	.412	3-5	.600	3	12	15	3	7-0	7	6	1	46	11.5	23
Calderon	4-2	105	15-32	.469	6-12	.500	5-6	.833	2	10	12	25	4-0	6	9	0	41	10.3	24
Bargnani	3-2	86	9-30	.300	4-11	.364	7-8	.875	2	14	16	9	9-0	0	5	2	29	9.7	20
Delfino	4-0	93	11-23	.478	9-16	.563	3-4	.750	2	8	10	9	13-0	2	3	2	34	8.5	15
Boston	1-0	12	2-2	1.000	0-0	---	3-4	.750	3	1	4	0	2-0	1	1	0	7	7.0	7
Graham	2-1	43	5-14	.357	0-0	---	4-4	1.000	1	8	9	2	7-0	1	4	0	14	7.0	12
Moon	3-3	80	9-24	.375	1-3	.333	0-0	---	1	9	10	4	6-0	2	7	3	19	6.3	13
Kapono	4-1	87	10-27	.370	3-8	.375	2-3	.667	1	6	7	1	8-0	1	2	0	25	6.3	10
Humphries	3-0	37	7-13	.538	0-0	---	2-3	.667	5	9	14	1	3-0	0	1	3	16	5.3	12
Dixon	4-0	53	6-19	.316	3-5	.600	0-0	---	0	3	3	5	7-0	2	6	0	15	3.8	12
Nesterovic	4-2	52	6-12	.500	0-0	---	1-1	1.000	6	6	12	4	6-0	0	2	0	13	3.3	5
Garbajosa	1-0	9	1-3	.333	1-2	.500	0-0	---	0	0	0	0	0-0	0	0	0	3	3.0	3
Martin	2-0	21	2-5	.400	1-2	.500	0-0	---	0	2	2	5	1-0	0	0	0	5	2.5	5
<b>RAPTORS</b>	<b>4</b>	<b>985</b>	<b>135-311</b>	<b>.434</b>	<b>38-81</b>	<b>.469</b>	<b>62-74</b>	<b>.838</b>	<b>34</b>	<b>111</b>	<b>145</b>	<b>84</b>	<b>88-0</b>	<b>27</b>	<b>70</b>	<b>17</b>	<b>370</b>	<b>92.5</b>	<b>114</b>
<b>CELTICS</b>	<b>4</b>	<b>985</b>	<b>154-315</b>	<b>.489</b>	<b>35-86</b>	<b>.407</b>	<b>69-89</b>	<b>.775</b>	<b>36</b>	<b>124</b>	<b>160</b>	<b>98</b>	<b>87-0</b>	<b>35</b>	<b>62</b>	<b>18</b>	<b>412</b>	<b>103.0</b>	<b>112</b>





## CELTICS VS. RAPTORS GAME-BY-GAME RESULTS

Date	H/A	W/L	Celtics	Opp	Date	H/A	W/L	Celtics	Opp	Date	H/A	W/L	Celtics	Opp	Date	H/A	W/L	Celtics	Opp	
12/12/95	A	W	116	96																
12/15/95	H	W	122	103																
1/21/96	A	L	95	97																
4/12/96	H	W	136	108																
12/11/96***	H	W	115	113																
2/3/97	A	W	114	102																
3/3/97	A	W	107	103																
4/20/97	H	L	94	125																
11/14/97	H	W	103	99																
11/18/97	A	W	122	109																
12/17/97	A	W	88	83																
2/5/99	H	L	92	103																
3/7/99	A	L	92	105																
4/8/99	A	W	101	89																
11/2/99	A	W	103	90																
1/19/00	H	W	94	90																
3/1/00	H	L	94	96																
3/3/00	A	L	104	114																
11/3/00	H	W	93	91																
11/7/00	A	L	75	105																
1/12/01	H	L	72	93																
2/5/01	A	L	98	110																
11/23/01	H	L	89	91																
12/2/01	A	W	85	69																
1/21/02	H	W	106	97																
1/31/02	A	L	92	97																
11/29/02	A	L	95	98																
2/28/03	H	W	90	85																
3/2/03	A	L	92	104																
12/3/03	A	L	95	105																
12/12/03	H	W	114	111																
2/27/04	H	W	88	75																
2/29/04	A	W	91	82																
12/3/04	H	W	91	89																
1/12/05	A	L	93	104																
3/16/05	H	W	110	109																
4/17/05	A	W	103	98																
11/18/05	H	W	100	93																
3/5/06	A	L	105	111																
3/22/06	H	W	110	96																
4/4/06	A	W	124	120																
12/1/06	A	L	102	106																
1/12/07	H	L	86	95																
1/26/07	A	L	90	96																
3/26/07	H	W	95	87																
11/4/07*	A	W	98	95																
12/7/07	H	W	112	84																
12/16/07	A	W	90	77																
1/23/08	H	L	112	114																

\* Overtime  
 \*\* Double-overtime  
 \*\*\* Triple-overtime

## ALL-TIME SERIES

Boston leads 29-20 (Celtics are 16-8 at home)

**CURRENT STREAK:** One Raptors win

**LARGEST CELTICS WIN:** 28 points; 136-108 on 04/12/96 @ Boston and 112-84 on 12/07/07 @ Boston

**LARGEST RAPTORS WIN:** 31 points; 125-94 on 04/20/97 @ Boston





**UTAH JAZZ**

EnergySolutions Arena (19,911)  
 301 West South Temple, Salt Lake City, UT 84101  
 801-325-2500 • fax 801-325-2578

**2007-08 RESULTS**

Series tied 1-1 (Celtics were 0-1 at TD Banknorth Garden)  
 12/29/07 Boston 104 @ Utah 98  
 03/14/08 Utah 110 @ Boston 92

**2008-09 MATCHUPS**

12/15/08 Utah @ Boston  
 02/19/09 Boston @ Utah

**DIRECTORY**

**HEAD COACH:** ..... Jerry Sloan  
**ASSISTANT COACHES:** ..... Phil Johnson, Tyrone Corbin, Scott Layden  
**ATHLETIC TRAINER:** ..... Gary Briggs  
**PUBLIC AND MEDIA RELATIONSS:** ..... Linda Luchetti, Jonathan Rinehart, Derek Garduño, Hannah Lee  
**BROADCAST TELEVISION:** ..... KJZZ (Ch. 14). Broadcasters: Craig Bolerjack, Ron Boone  
**CABLE TELEVISION:** ..... Fox Sports Net Utah. Broadcasters: Same  
**RADIO:** ..... KFNZ (1320AM). Broadcaster: Rod Hundley

**2007-2008 SEASON SERIES (1-1) BOSTON VS. UTAH**

PLAYER	G-GS	MIN	FG-FGA	PCT	3FG-FGA	PCT	FT-FTA	PCT	OFF	DEF	TOT	AST	PF-DQ	STL	TO	BLK	PTS	AVG	HI
R. Allen	2-2	50	10-17	.588	6-11	.545	6-6	1.000	1	4	5	3	0-0	0	5	0	32	16.0	23
Pierce	2-2	79	7-24	.292	2-7	.286	16-18	.889	1	7	8	8	9-0	3	5	1	32	16.0	24
Garnett	2-2	72	13-25	.520	0-1	.000	4-10	.400	3	10	13	9	5-0	1	3	4	30	15.0	15
Cassell (TOT)	2-2	55	9-19	.474	0-0	---	7-8	.875	0	1	1	11	2-0	3	8	0	25	12.5	16
Perkins	2-2	53	9-13	.692	0-0	---	6-6	1.000	8	8	16	2	6-0	0	3	2	24	12.0	13
Rondo	2-2	60	9-21	.429	0-1	.000	1-2	.500	2	4	6	10	8-0	4	2	0	19	9.5	12
T. Allen	2-0	37	7-13	.538	0-1	.000	3-8	.375	1	2	3	2	4-0	4	3	0	17	8.5	10
House	2-0	37	6-13	.462	4-6	.667	0-0	---	1	2	3	4	4-0	1	0	0	16	8.0	9
Powe	1-0	13	3-3	1.000	0-0	---	2-2	1.000	3	1	4	1	1-0	1	0	1	8	8.0	8
Posey	2-0	54	3-12	.250	1-9	.111	6-6	1.000	2	5	7	3	3-0	2	1	0	13	6.5	11
Davis	2-0	24	2-5	.400	0-0	---	1-2	.500	3	2	5	0	3-0	0	3	0	5	2.5	3
Scalabrino	1-0	0	0-0	---	0-0	---	0-0	---	0	0	0	0	1-0	0	0	0	0	0.0	0
<b>CELTICS</b>	<b>2</b>	<b>480</b>	<b>69-146</b>	<b>.473</b>	<b>13-36</b>	<b>.361</b>	<b>45-60</b>	<b>.750</b>	<b>25</b>	<b>45</b>	<b>70</b>	<b>42</b>	<b>44-0</b>	<b>16</b>	<b>26</b>	<b>8</b>	<b>196</b>	<b>98.0</b>	<b>104</b>
<b>JAZZ</b>	<b>2</b>	<b>480</b>	<b>77-146</b>	<b>.527</b>	<b>12-26</b>	<b>.462</b>	<b>42-52</b>	<b>.808</b>	<b>18</b>	<b>50</b>	<b>68</b>	<b>43</b>	<b>41-0</b>	<b>11</b>	<b>25</b>	<b>9</b>	<b>208</b>	<b>104.0</b>	<b>110</b>

**2007-2008 SEASON SERIES (1-1) UTAH VS. BOSTON**

PLAYER	G-GS	MIN	FG-FGA	PCT	3FG-FGA	PCT	FT-FTA	PCT	OFF	DEF	TOT	AST	PF-DQ	STL	TO	BLK	PTS	AVG	HI
Williams	2-2	85	16-23	.696	2-4	.500	20-22	.909	1	5	6	19	3-0	1	10	1	54	27.0	32
Boozer	2-2	79	15-29	.517	0-0	---	6-9	.667	3	20	23	4	8-0	2	5	1	36	18.0	19
Okur	2-2	73	8-25	.320	5-11	.455	5-6	.833	3	11	14	7	7-0	1	2	2	26	13.0	14
Miles	1-1	23	4-8	.500	1-3	.333	2-2	1.000	0	2	2	1	4-0	2	1	0	11	11.0	11
Harpring	2-0	48	8-18	.444	0-0	---	3-6	.500	2	2	4	1	5-0	2	1	2	19	9.5	11
Millsap	2-0	37	9-12	.750	0-0	---	0-0	---	6	3	9	1	5-0	1	2	3	18	9.0	10
Brewer	2-2	62	7-13	.538	0-1	.000	3-3	1.000	2	3	5	5	3-0	2	0	0	17	8.5	10
Kirilenko	1-1	24	3-5	.600	1-2	.500	1-2	.500	1	0	1	3	2-0	0	1	0	8	8.0	8
Korver (TOT)	2-0	44	5-11	.455	2-5	.400	2-2	1.000	0	2	2	3	4-0	1	2	0	14	7.0	10
Korver (UTA)	1-0	24	3-5	.600	2-3	.667	2-2	1.000	0	2	2	1	3-0	0	1	0	10	10.0	10
Price	1-0	6	2-4	.500	1-2	.500	0-0	---	0	1	1	0	1-0	0	1	0	5	5.0	5
Hart	1-0	15	2-4	.500	0-0	---	0-0	---	0	1	1	1	0-0	0	0	0	4	4.0	4
Collins	2-0	3	0-0	---	0-0	---	0-0	---	0	0	0	0	0-0	0	0	0	0	0.0	0
<b>JAZZ</b>	<b>2</b>	<b>480</b>	<b>77-146</b>	<b>.527</b>	<b>12-26</b>	<b>.462</b>	<b>42-52</b>	<b>.808</b>	<b>18</b>	<b>50</b>	<b>68</b>	<b>43</b>	<b>41-0</b>	<b>11</b>	<b>25</b>	<b>9</b>	<b>208</b>	<b>104.0</b>	<b>110</b>
<b>CELTICS</b>	<b>2</b>	<b>480</b>	<b>69-146</b>	<b>.473</b>	<b>13-36</b>	<b>.361</b>	<b>45-60</b>	<b>.750</b>	<b>25</b>	<b>45</b>	<b>70</b>	<b>42</b>	<b>44-0</b>	<b>16</b>	<b>26</b>	<b>8</b>	<b>196</b>	<b>98.0</b>	<b>104</b>





## CELTICS VS. JAZZ GAME-BY-GAME RESULTS

Date	H/A	W/L	Celtics	Opp	Date	H/A	W/L	Celtics	Opp
12/8/74	A	W	111	101	12/26/01	A	L	86	99
12/20/74	H	W	110	106	11/11/02	H	W	112	95
1/22/75	A	W	110	102	3/24/03	A	L	91	96
3/26/75	H	W	113	100	12/8/03	A	W	102	80
12/5/75	H	W	104	93	12/19/03	H	L	96	99
12/14/75	A	W	102	93	12/17/04	H	W	114	106
3/5/76	A	W	98	93	2/25/05	A	W	109	102
3/9/76	H	L	99	117	12/21/05	H	W	101	89
3/23/76*	A	W	101	97	2/21/06	A	W	103	83
11/27/76	A	L	97	115	11/10/06	H	L	100	107
11/12/76	H	W	117	110	2/24/07	A	L	87	105
1/18/77	A	L	89	99	12/29/07	A	W	104	98
4/8/77	H	W	120	109	3/24/08	H	L	92	110
1/24/78	A	L	91	96					
3/1/78	A	L	100	101					
3/3/78	H	W	116	113					
4/1/78	H	W	119	108					
10/19/78	A	L	115	120					
12/13/78	H	W	102	96					
2/28/79	H	W	122	112					
4/3/79	A	L	125	141					
11/16/79	H	W	113	97					
2/20/80	A	W	105	98					
1/21/81	H	W	117	87					
2/13/81	A	L	89	104					
12/30/81	A	W	121	110					
2/24/82	H	W	132	90					
11/26/82	H	W	137	103					
1/1/83	A	W	127	112					
11/16/83	A	L	109	122					
3/7/84	H	W	117	106					
12/14/84	H	W	117	106					
2/18/85	A	W	110	94					
11/20/85*	H	W	115	106					
12/28/85	A	W	110	108					
2/16/87	A	L	89	109					
3/4/87	H	W	123	105					
12/16/87	H	W	121	111					
1/4/88	A	W	107	99					
12/14/88	H	W	112	104					
2/16/89	A	L	114	129					
12/20/89	H	W	113	109					
2/21/90	A	L	103	116					
11/16/90	H	W	114	89					
3/13/91	A	L	109	112					
12/20/91	H	W	112	101					
2/17/92	A	L	83	88					
11/18/92	H	L	91	92					
12/26/92	A	L	92	108					
12/17/93	H	L	96	97					
12/29/93	A	L	107	110					
1/13/95	H	L	93	95					
2/18/95	A	L	98	108					
11/15/95	H	L	90	102					
2/20/96	A	L	98	112					
2/20/97	A	L	105	122					
3/19/97	H	L	100	113					
2/12/98	A	L	100	118					
3/4/98	H	L	94	110					
12/15/99	H	L	86	96					
2/15/00	A	W	101	99					
2/19/01	A	L	99	114					
3/2/01	H	W	103	99					
12/21/01	H	W	98	92					

\* Overtime  
\*\* Double-overtime

**JAZZ:** New Orleans Jazz 1974-79; Utah Jazz 1979-present.

## ALL-TIME SERIES

Boston leads 43-34 (Celtics are 27-11 at home)

**CURRENT STREAK:** One Jazz win

**LARGEST CELTICS WIN:** 42 points; 132-90 on 02/24/82 @ Boston

**LARGEST JAZZ WIN:** 20 points; 109-89 on 02/16/87 @ Utah





**WIZARDS**

**WASHINGTON WIZARDS**

Verizon Center (20,173)  
601 F Street, NW, Washington, DC 20004  
202-661-5000 • fax 202-661-5113

**2007-08 RESULTS**

Washington won 3-1 (Celtics were 1-1 at TD Banknorth Garden)

- 11/02/07 Washington 83 @ Boston 103
- 01/12/08 Boston 78 @ Washington 85
- 01/14/08 Washington 88 @ Boston 83
- 04/09/08 Boston 95 @ Washington 109

**2008-09 MATCHUPS**

- 12/11/08 Boston @ Washington
- 01/02/09 Washington @ Boston
- 04/15/09 Washington @ Boston

**DIRECTORY**

**HEAD COACH:** .....Eddie Jordan  
**ASSISTANT COACHES:** .....Mike O’Koren, Phil Hubbard, Wes Unseld, Jr., Randy Ayers  
**ATHLETIC TRAINER:** .....Eric Waters  
**PUBLIC AND MEDIA RELATIONS:** .....Scott Hall, Brian Sereno, Daren Jenkins, Steve McMenamin  
**BROADCAST TELEVISION:** .....Comcast SportsNet. Broadcasters: Steve Buckhantz, Phil Chenier  
**RADIO:** .....WTEM Sportstalk (980AM). Broadcasters: Dave Johnson, Glenn Consor

**2007-2008 SEASON SERIES (1-3) BOSTON VS. WASHINGTON**

PLAYER	G-GS	MIN	FG-FGA	PCT	3FG-FGA	PCT	FT-FTA	PCT	OFF	DEF	TOT	AST	PF-DQ	STL	TO	BLK	PTS	AVG	HI
Pierce	4-4	158	32-62	.516	12-24	.500	13-16	.813	2	14	16	19	12-0	2	18	5	89	22.3	28
Garnett	4-4	142	33-64	.516	0-1	.000	20-27	.741	12	37	49	18	10-0	4	12	7	86	21.5	23
R. Allen	4-4	153	17-50	.340	8-27	.296	12-13	.923	8	7	15	9	9-0	3	9	2	54	13.5	17
Cassell (TOT)	1-1	30	4-9	.444	1-2	.500	0-2	.000	0	1	1	7	2-0	0	3	0	9	9.0	9
Rondo	3-3	78	11-21	.524	0-0	---	1-6	.167	0	8	8	11	7-0	5	5	1	23	7.7	15
House	4-0	97	10-29	.345	8-22	.364	0-0	---	3	14	17	10	5-0	4	2	0	28	7.0	11
Perkins	4-4	100	10-20	.500	0-0	---	7-10	.700	7	11	18	4	14-0	3	8	6	27	6.8	9
Posey	3-0	75	7-18	.389	5-13	.385	0-0	---	1	7	8	4	10-0	4	3	3	19	6.3	8
T. Allen	4-1	68	5-15	.333	0-3	.000	8-11	.727	2	17	19	2	6-0	6	7	0	18	4.5	8
Scalabrino	3-0	29	4-11	.364	1-6	.167	0-0	---	3	0	3	4	6-0	1	3	0	9	3.0	9
Brown	1-0	13	0-0	---	0-0	---	2-2	1.000	3	2	5	0	2-0	0	0	0	2	2.0	2
Powe	2-0	10	1-3	.333	0-0	---	1-4	.250	0	0	0	0	2-0	0	0	0	3	1.5	3
Davis	4-0	28	0-0	---	0-0	---	1-4	.250	1	0	1	1	4-0	1	1	1	1	0.3	1
Pollard	1-0	9	0-1	.000	0-0	---	0-0	---	0	0	0	0	3-0	0	0	1	0	0.0	0
<b>CELTICS</b>	<b>4</b>	<b>960</b>	<b>130-294</b>	<b>.442</b>	<b>34-96</b>	<b>.354</b>	<b>65-93</b>	<b>.699</b>	<b>42</b>	<b>117</b>	<b>159</b>	<b>82</b>	<b>90-0</b>	<b>33</b>	<b>72</b>	<b>26</b>	<b>359</b>	<b>89.8</b>	<b>103</b>
<b>WIZARDS</b>	<b>4</b>	<b>960</b>	<b>123-304</b>	<b>.405</b>	<b>18-79</b>	<b>.228</b>	<b>101-124</b>	<b>.815</b>	<b>52</b>	<b>115</b>	<b>167</b>	<b>65</b>	<b>85-0</b>	<b>37</b>	<b>65</b>	<b>17</b>	<b>365</b>	<b>91.3</b>	<b>109</b>

**2007-2008 SEASON SERIES (3-1) WASHINGTON VS. BOSTON**

PLAYER	G-GS	MIN	FG-FGA	PCT	3FG-FGA	PCT	FT-FTA	PCT	OFF	DEF	TOT	AST	PF-DQ	STL	TO	BLK	PTS	AVG	HI
Arenas	2-1	65	10-33	.303	1-10	.100	13-16	.813	0	6	6	6	6-0	6	5	0	34	17.0	21
Butler	4-4	162	25-59	.424	0-10	.000	18-20	.900	10	21	31	14	14-0	8	21	3	68	17.0	21
Jamison	4-4	159	24-69	.348	5-24	.208	14-19	.737	15	32	47	5	13-0	5	2	2	67	16.8	27
Stevenson	4-4	142	15-39	.385	9-23	.391	16-19	.842	3	11	14	11	6-0	7	4	0	55	13.8	19
Haywood	4-4	119	17-33	.515	0-0	---	11-13	.846	13	16	29	2	10-0	3	9	7	45	11.3	14
Songaila	4-0	64	12-19	.632	0-0	---	5-5	1.000	3	8	11	3	10-0	4	6	1	29	7.3	13
Daniels	4-3	107	6-9	.667	1-2	.500	11-14	.786	1	8	9	19	5-0	2	6	0	24	6.0	9
Blatche	4-0	56	7-16	.438	0-1	.000	7-11	.636	6	10	16	3	9-0	1	3	4	21	5.3	9
Young	3-0	29	4-12	.333	0-0	---	5-6	.833	1	0	1	0	3-0	1	4	0	13	4.3	6
Mason	4-0	49	3-12	.250	2-8	.250	1-1	1.000	0	2	2	2	8-0	0	2	0	9	2.3	3
McGuire	1-0	4	0-1	.000	0-0	---	0-0	---	0	0	0	0	1-0	0	0	0	0	0.0	0
Pecherov	1-0	3	0-2	.000	0-1	.000	0-0	---	0	1	1	0	0-0	0	1	0	0	0.0	0
<b>WIZARDS</b>	<b>4</b>	<b>960</b>	<b>123-304</b>	<b>.405</b>	<b>18-79</b>	<b>.228</b>	<b>101-124</b>	<b>.815</b>	<b>52</b>	<b>115</b>	<b>167</b>	<b>65</b>	<b>85-0</b>	<b>37</b>	<b>65</b>	<b>17</b>	<b>365</b>	<b>91.3</b>	<b>109</b>
<b>CELTICS</b>	<b>4</b>	<b>960</b>	<b>130-294</b>	<b>.442</b>	<b>34-96</b>	<b>.354</b>	<b>65-93</b>	<b>.699</b>	<b>42</b>	<b>117</b>	<b>159</b>	<b>82</b>	<b>90-0</b>	<b>33</b>	<b>72</b>	<b>26</b>	<b>359</b>	<b>89.8</b>	<b>103</b>





## CELTICS VS. WIZARDS GAME-BY-GAME RESULTS (SINCE 1963-64)

Date	H/A	W/L	Celtics	Opp	Date	H/A	W/L	Celtics	Opp	Date	H/A	W/L	Celtics	Opp	Date	H/A	W/L	Celtics	Opp
10/16/63	A	W	109	95	1/22/71	H	L	117	136	11/5/83	A	W	120	117	4/9/95	A	W	110	98
10/26/63	H	L	123	108	2/12/71	A	W	113	109	12/16/83	H	L	93	100	11/17/95	H	W	110	100
12/7/63	A	W	114	97	3/19/71	H	W	125	117	1/4/84	H	W	113	104	12/2/95	A	L	107	135
12/17/63	N	W	131	114	10/16/71	H	W	134	114	3/6/84	A	W	108	85	4/10/96	H	L	108	122
1/15/64	A	W	113	108	11/27/71	N	L	120	125	3/14/84	H	L	99	103	4/17/96	A	W	121	106
2/6/64	N	W	94	92	2/1/72	A	W	115	108	3/27/84	A	W	106	93	11/16/96	A	L	92	106
2/20/64	N	W	129	113	3/19/72	H	L	112	125	11/10/84	A	L	95	112	1/18/97	H	L	106	112
2/26/64	A	W	100	87	10/21/72	A	W	104	101	11/23/84	H	W	118	110	3/26/97	A	L	92	105
3/15/64	H	W	120	105	11/3/72	H	W	109	96	1/11/85	H	W	103	101	4/6/97	H	L	114	120
3/18/64	A	L	95	108	1/7/73	N	W	116	98	2/2/85	A	W	97	91	12/12/97	H	W	97	88
10/24/64	H	W	131	103	3/14/73	H	W	111	107	3/23/85	A	W	104	98	1/7/98	A	L	108	110
10/25/64	A	W	112	100	3/16/73	A	L	97	103	4/5/85	H	W	115	104	1/28/98	H	W	104	102
11/17/64	A	L	99	102	3/28/73	H	W	120	101	11/2/85	A	W	88	73	3/6/98	H	W	108	98
12/12/64	H	W	112	99	10/20/73	A	L	87	96	11/15/85	H	W	118	114	4/18/98	A	L	95	112
12/30/64	A	W	121	104	11/28/73	H	W	111	104	1/31/86	A	W	97	88	2/21/99	A	L	75	86
1/20/65	A	W	131	105	2/3/74	H	L	99	112	2/5/86	H	W	103	88	4/7/99	H	W	108	87
1/25/65	N	W	142	104	2/17/74	A	L	95	99	3/8/86*	A	L	108	110	4/18/99	A	W	101	98
2/3/65	H	L	114	122	3/17/74	H	W	129	103	3/28/86	H	W	116	97	4/25/99	H	W	113	84
2/14/65	H	W	126	111	3/26/74	A	L	108	126	10/31/86	H	W	120	102	11/3/99	H	W	112	101
3/5/65	A	L	124	128	11/16/74	A	W	124	109	11/7/86	A	W	88	86	1/17/00	A	W	105	101
10/30/65	H	W	105	100	12/13/74	H	L	89	108	12/2/86	H	L	109	117	3/31/00	H	L	102	104
11/5/65	A	W	129	118	3/19/75	A	L	90	97	12/13/86	A	W	105	98	4/18/00	A	W	114	81
11/9/65	N	W	130	116	4/4/75	H	W	95	94	3/26/87	A	L	103	106	11/15/00	H	W	116	109
12/25/65	A	W	113	99	11/13/75	A	L	107	110	4/1/87	H	W	103	86	11/18/00	A	L	89	109
12/26/65	H	W	120	99	12/12/75	H	W	130	108	11/7/87**	A	W	140	139	3/9/01	H	W	104	72
1/9/66	H	W	129	89	1/9/76	H	W	118	113	12/15/87	A	W	122	102	4/7/01	A	W	102	100
1/22/66	A	L	107	132	3/14/76	H	L	89	102	1/8/88	H	W	125	109	11/7/01	H	W	104	95
2/5/66	A	L	94	113	4/11/76	A	W	103	99	1/27/88	H	W	106	100	11/24/01	A	L	84	88
2/27/66	A	L	92	132	11/5/76	H	L	104	107	3/23/88	H	W	104	89	3/10/02	H	W	98	91
3/13/66	H	W	129	98	11/6/76	A	L	103	109	4/17/88	A	L	92	98	3/11/02	A	W	104	99
10/21/66	H	W	111	91	2/16/77	A	L	92	111	11/18/88	H	W	114	108	10/31/02	A	L	69	114
11/18/66	H	W	143	119	3/25/77	H	L	97	122	11/19/88	A	L	104	108	1/6/03	H	L	95	100
11/19/66	A	W	147	125	12/3/77	A	L	93	103	12/13/88	A	L	105	115	4/6/03	H	L	98	99
1/14/67	A	W	115	106	2/3/78	H	W	116	94	1/31/89	A	L	103	110	4/9/03	A	W	87	83
1/20/67	H	W	129	117	3/21/78	A	L	107	119	2/3/89	H	W	117	108	1/23/04	H	W	100	89
2/1/67	A	W	111	107	4/6/78	H	L	103	112	4/18/89	H	L	113	121	3/5/04	H	W	94	90
2/9/67	N	L	124	128	11/22/78	H	L	103	119	11/8/89	A	L	103	112	3/13/04	A	W	111	102
2/22/67	A	W	135	120	12/16/78	A	L	117	125	1/3/90	H	W	120	101	4/4/04	A	L	102	112
3/12/67	H	W	123	118	1/24/79	H	L	106	128	1/6/90	A	W	102	88	11/17/04*	A	L	105	110
10/21/67	A	W	125	109	4/4/79	A	L	119	145	1/25/90	A	L	98	99	12/31/04	H	W	108	103
11/10/67	H	W	115	114	10/19/79	H	W	130	93	3/9/90	H	L	108	115	3/13/05	H	W	105	101
11/25/67	A	L	118	126	11/3/79	A	W	118	97	11/17/90	A	W	102	90	4/5/05	A	W	116	108
12/8/67	H	W	123	108	1/25/80	H	L	107	118	11/30/90	H	W	123	95	1/7/06	A	L	102	103
1/20/68	A	L	115	118	1/31/80	A	W	119	103	1/12/91	A	L	99	116	1/25/06	H	L	87	89
2/2/68	H	W	120	99	3/9/80*	H	L	128	133	2/3/91	H	W	119	101	3/7/06*	A	W	116	115
3/16/68	A	W	136	111	3/25/80	A	W	96	95	3/15/91	A	W	94	86	4/5/06	H	L	91	108
3/17/68	H	L	139	147	10/25/80	A	W	103	87	3/20/91	H	W	102	81	11/4/06	A	L	117	124
12/10/68	H	L	101	115	11/12/80	H	W	93	86	11/2/91	A	L	118	126	1/20/07*	A	L	110	115
12/14/68	A	L	101	110	12/7/80	H	L	103	113	11/25/91	H	W	121	108	1/28/07	H	L	91	105
1/20/69	A	L	109	122	12/10/80	A	W	101	99	1/28/92	A	W	98	87	11/2/07	H	W	103	83
1/26/69	H	W	124	86	3/17/81	A	W	112	91	4/1/92	H	W	120	106	1/12/08	A	L	78	85
2/5/69	A	L	112	124	3/20/81	H	W	128	116	11/17/92	A	L	97	101	1/14/08	H	L	83	88
3/15/69	A	L	98	99	10/30/81	H	W	124	100	11/25/92	H	W	150	112	4/9/08	A	L	95	109
3/23/69	H	W	126	98	11/10/81	A	W	90	84	1/13/93	H	W	98	93					
10/18/69	A	L	117	124	11/27/81	H	W	113	100	3/28/93	H	W	114	113					
11/14/69	A	L	108	109	12/18/81	A	W	99	98	4/25/93	A	W	106	94					
11/29/69	A	W	121	106	3/16/82*	A	W	98	97	11/6/93	A	W	100	88					
12/3/69	H	W	113	105	3/31/82	H	W	119	109	12/1/93	H	W	120	113					
1/9/70	H	L	130	142	11/5/82	H	W	104	97	3/24/94*	A	W	123	117					
1/31/70	A	L	117	120	1/24/83	A	L	91	93	4/1/94	H	L	95	99					
3/15/70	H	L	127	130	1/26/83	H	W	125	99	4/17/94	A	L	100	142					
11/14/70	A	L	101	122	2/8/83*	A	L	101	104	11/19/94	A	W	103	102					
11/27/70	H	W	153	107	4/2/83*	A	W	120	117	1/9/95	H	W	114	101					
12/19/70	A	L	128	134	4/8/83	H	L	99	107	3/1/95**	H	L	124	125					

\* Overtime  
\*\* Double-overtime

**WIZARDS:** Chicago Packers 1961-62; Chicago Zephyrs 1962-63; Baltimore Bullets 1963-73; Capital Bullets 1973-74; Washington Bullets 1974-97; Washington Wizards 1997-present.

## ALL-TIME SERIES

Boston leads 164-101 (Celtics are 84-37 at home)

**CURRENT STREAK:** Three Wizards wins

**LARGEST CELTICS WIN:** 46 points; 153-107 on 11/27/70 @ Boston

**LARGEST WIZARDS WIN:** 45 points; 114-69 on 10/31/02 @ Washington



**STANDINGS BY DIVISION**

**ATLANTIC DIVISION**

Team	W	L	PCT	GB	HOME	ROAD	LAST-10	STREAK
<b>Boston</b>	<b>66</b>	<b>16</b>	<b>.805</b>	<b>-</b>	<b>35-66</b>	<b>31-10</b>	<b>9-1</b>	<b>Won 4</b>
Toronto	41	41	.500	25	25-16	16-25	4-6	Lost 1
Philadelphia	40	42	.488	26	22-19	18-23	3-7	Lost 4
New Jersey	34	48	.415	32	21-20	13-28	3-7	Lost 1
New York	23	59	.280	43	15-26	8-33	3-7	Lost 3

**SOUTHWEST DIVISION**

Team	W	L	PCT	GB	HOME	ROAD	LAST-10	STREAK
New Orleans	56	26	.683	-	30-11	26-15	6-4	Lost 1
San Antonio	56	26	.683	-	34-7	22-19	7-3	Won 2
Houston	55	27	.671	1	31-10	24-17	6-4	Won 1
Dallas	51	31	.622	5	34-7	17-24	6-4	Won 1
Memphis	22	60	.268	34	14-27	8-33	3-7	Lost 3

**CENTRAL DIVISION**

Team	W	L	PCT	GB	HOME	ROAD	LAST-10	STREAK
Detroit	59	23	.720	-	34-7	25-16	8-2	Won 4
Cleveland	45	37	.549	14	27-14	18-23	5-5	Lost 1
Indiana	36	46	.439	23	21-20	15-26	7-3	Won 1
Chicago	33	49	.402	26	20-21	13-28	5-5	Won 2
Milwaukee	26	56	.317	33	19-22	7-34	2-8	Lost 8

**NORTHWEST DIVISION**

Team	W	L	PCT	GB	HOME	ROAD	LAST-10	STREAK
Utah	54	28	.659	-	37-4	17-24	7-3	Lost 1
Denver	50	32	.610	4	33-8	17-24	6-4	Won 2
Portland	41	41	.500	13	28-13	13-28	3-7	Lost 1
Minnesota	22	60	.268	32	15-26	7-34	3-7	Won 1
Seattle	20	62	.244	34	13-28	7-34	3-7	Won 2

**SOUTHEAST DIVISION**

Team	W	L	PCT	GB	HOME	ROAD	LAST-10	STREAK
Orlando	52	30	.634	-	25-16	27-14	6-4	Won 3
Washington	43	39	.524	9	25-16	18-23	5-5	Lost 1
Atlanta	37	45	.451	15	25-16	12-29	5-5	Lost 3
Charlotte	32	50	.390	20	21-20	11-30	5-5	Won 1
Miami	15	67	.183	37	9-32	6-35	2-8	Won 1

**PACIFIC DIVISION**

Team	W	L	PCT	GB	HOME	ROAD	LAST-10	STREAK
L.A. Lakers	57	25	.695	-	30-11	27-14	8-2	Won 4
Phoenix	55	27	.671	2	30-11	25-16	7-3	Won 2
Golden State	48	34	.585	9	27-14	21-20	4-6	Lost 2
Sacramento	38	44	.463	19	26-15	12-29	6-4	Lost 2
L.A. Clippers	23	59	.280	34	13-28	10-31	2-8	Lost 7

**ATTENDANCE**

TEAM	G	HOME		ROAD		TEAM	G	HOME		ROAD			
		ATT	AVG	G	ATT			AVG	G	ATT	AVG		
Atlanta Hawks	41	667,518	16,281	41	690,997	16,854	Milwaukee Bucks	41	639,421	15,596	41	686,290	16,739
Boston Celtics	41	763,584	18,624	41	780,728	19,042	Minnesota Timberwolves	41	593,537	14,477	41	684,271	16,690
Charlotte Bobcats	41	603,403	14,717	41	709,067	17,294	New Jersey Nets	41	641,921	15,657	41	722,027	17,610
Chicago Bulls	41	901,502	21,988	41	711,494	17,354	New Orleans Hornets	41	581,432	14,181	41	693,118	16,905
Cleveland Cavaliers	41	839,074	20,465	41	737,681	17,992	New York Knickerbockers	41	783,739	19,116	41	714,605	17,429
Dallas Mavericks	41	831,738	20,286	41	726,365	17,716	Orlando Magic	41	709,346	17,301	41	719,161	17,541
Denver Nuggets	41	711,962	17,365	41	742,739	18,116	Philadelphia 76ers	41	609,675	14,870	41	706,506	17,232
Detroit Pistons	41	905,116	22,076	41	726,310	17,715	Phoenix Suns	41	755,302	18,422	41	739,907	18,047
Golden State Warriors	41	804,864	19,631	41	707,485	17,256	Portland Trail Blazers	41	801,566	19,550	41	684,703	16,700
Houston Rockets	41	718,524	17,525	41	718,638	17,528	Sacramento Kings	41	580,181	14,151	41	705,597	17,210
Indiana Pacers	41	501,092	12,222	41	705,922	17,218	San Antonio Spurs	41	761,149	18,565	41	736,135	17,955
Los Angeles Clippers	41	692,408	16,888	41	681,775	16,629	Seattle SuperSonics	41	547,556	13,355	41	703,518	17,159
Los Angeles Lakers	41	778,877	18,997	41	765,522	18,671	Toronto Raptors	41	796,835	19,435	41	682,791	16,653
Memphis Grizzlies	41	518,986	12,658	41	696,385	16,985	Utah Jazz	41	816,211	19,908	41	705,851	17,216
Miami Heat	41	798,004	19,464	41	717,647	17,504	Washington Wizards	41	736,461	17,962	41	687,749	16,774
<b>TOTALS</b>							<b>1230</b>	<b>21,390,984</b>	<b>17,391</b>	<b>1230</b>	<b>21,390,984</b>	<b>17,391</b>	



## EASTERN CONFERENCE

## FIRST ROUND

## WESTERN CONFERENCE

**CLEVELAND VS. WASHINGTON****(Cleveland wins, 4-2)**

4/19/08: Was. 86 @ Cle. 93  
 4/21/08: Was. 86 @ Cle. 116  
 4/24/08: Cle. 72 @ Was. 108

4/27/08: Cle. 100 @ Was. 97  
 4/30/08: Was. 88 @ Cle. 87  
 5/2/08: Cle. 105 @ Was. 88

**ORLANDO VS. TORONTO****(Orlando wins, 4-1)**

4/20/08: Tor. 100 @ OrL. 114  
 4/22/08: Tor. 103 @ OrL. 104  
 4/24/08: OrL. 94 @ Tor. 108

4/26/08: OrL. 106 @ Tor. 94  
 4/28/08: Tor. 92 @ OrL. 102

**DETROIT VS. PHILADELPHIA****(Detroit wins, 4-2)**

4/20/08: Phi. 90 @ Det. 86  
 4/23/08: Phi. 88 @ Det. 105  
 4/25/08: Det. 75 @ Phi. 95  
 4/27/08: Det. 93 @ Phi. 84

4/29/08: Phi. 81 @ Det. 98  
 5/01/08: Det. 100 @ Phi. 77

**BOSTON VS. ATLANTA****(Boston wins, 4-3)**

4/20/08: Atl. 81 @ Bos. 104  
 4/23/08: Atl. 77 @ Bos. 96  
 4/26/08: Bos. 93 @ Atl. 102  
 4/28/08: Bos. 92 @ Atl. 97

4/30/08: Atl. 85 @ Bos. 110  
 5/02/08: Bos. 100 @ Atl. 103  
 5/04/08: Atl. 65 @ Bos. 99

**UTAH VS. HOUSTON****(Utah wins, 4-2)**

4/19/08: Uta. 93 @ Hou. 82  
 4/21/08: Uta. 90 @ Hou. 84  
 4/24/08: Hou. 94 @ Uta. 92

4/26/08: Hou. 82 @ Uta. 86  
 4/29/08: Uta. 69 @ Hou. 95  
 5/02/08: Hou. 91 @ Uta. 113

**SAN ANTONIO VS. PHOENIX****(San Antonio wins, 4-1)**

4/19/08: Pho. 115 @ San. 117  
 4/22/08: Pho. 96 @ San. 102  
 4/25/08: San. 115 @ Pho. 99

4/27/08: San. 86 @ Pho. 105  
 4/29/08: Pho. 87 @ San. 92

**NEW ORLEANS VS. DALLAS****(New Orleans wins, 4-1)**

4/19/08: Dal. 92 @ Noh. 104  
 4/22/08: Dal. 103 @ Noh. 127  
 4/25/08: Noh. 87 @ Dal. 97

4/27/08: Noh. 97 @ Dal. 84  
 4/29/08: Dal. 94 @ Noh. 99

**LOS ANGELES LAKERS VS. DENVER****(Los Angeles wins, 4-1)**

4/20/08: Den. 114 @ Lak. 128  
 4/23/08: Den. 107 @ Lak. 122

4/24/08: Lak. 102 @ Den. 84  
 4/28/08: Lak. 107 @ Den. 101

## EASTERN CONFERENCE

## CONFERENCE SEMIFINALS

## WESTERN CONFERENCE

**BOSTON VS. CLEVELAND****(Boston wins, 4-3)**

5/06/08: Cle. 72 @ Bos. 76  
 5/08/08: Cle. 73 @ Bos. 89  
 5/10/08: Bos. 84 @ Cle. 108  
 5/12/08: Bos. 77 @ Cle. 88

5/14/08: Cle. 89 @ Bos. 96  
 5/16/08: Bos. 69 @ Cle. 74  
 5/18/08: Cle. 92 @ Bos. 97

**DETROIT VS. ORLANDO****(Detroit wins, 4-1)**

5/03/08: OrL. 72 @ Det. 91  
 5/05/08: OrL. 93 @ Det. 100  
 5/07/08: Det. 86 @ OrL. 111

5/10/08: Det. 90 @ OrL. 89  
 5/13/08: OrL. 86 @ Det. 91

**LOS ANGELES VS. UTAH****(Los Angeles wins, 4-2)**

5/04/08: Uta. 98 @ Lak. 109  
 5/07/08: Uta. 110 @ Lak. 120  
 5/09/08: Lak. 99 @ Uta. 104

5/11/08: Lak. 115 @ Uta. 104  
 5/14/08: Uta. 104 @ Lak. 111  
 5/16/08: Uta. 105 @ Lak. 108

**NEW ORLEANS VS. SAN ANTONIO****(San Antonio wins, 4-3)**

5/03/08: San. 82 @ Noh. 101  
 5/05/08: San. 84 @ Noh. 102  
 5/07/08: Noh. 99 @ San. 110  
 5/11/08: Noh. 80 @ San. 100

5/13/08: San. 79 @ Noh. 101  
 5/15/08: Noh. 80 @ San. 99  
 5/19/08: San. 91 @ Noh. 82

## EASTERN CONFERENCE

## CONFERENCE FINALS

## WESTERN CONFERENCE

**BOSTON VS. DETROIT****(Boston wins, 4-2)**

5/20/08: Det. 79 @ Bos. 88  
 5/22/08: Det. 103 @ Bos. 97  
 5/24/08: Bos. 94 @ Det. 80

5/26/08: Bos. 75 @ Det. 94  
 5/28/08: Det. 102 @ Bos. 106  
 5/30/08: Bos. 89 @ Det. 81

**LOS ANGELES VS. SAN ANTONIO**

5/21/08: San. 85 @ Lak. 89  
 5/23/08: San. 71 @ Lak. 101  
 5/25/08: Lak. 84 @ San. 103

5/27/08: Lak. 93 @ San. 91  
 5/29/08: San. 92 @ Lak. 100

## NBA FINALS

**BOSTON CELTICS VS. LOS ANGELES LAKERS****(Boston wins, 4-2)**

6/05/08: Lak. 88 @ Bos. 98  
 6/08/08: Lak. 102 @ Bos. 108  
 6/10/08: Bos. 81 @ Lak. 87

6/12/08: Bos. 97 @ Lak. 91  
 6/15/08: Bos. 98 @ Lak. 103  
 6/17/08: Lak. 92 @ Bos. 131





**SCORING AVG**

	G	FG	FT	PTS	AVG
James, Cle.	75	794	549	2250	30.0
Bryant, LA-L	82	775	623	2323	28.3
Iverson, Den.	82	712	645	2164	26.4
Anthony, Den.	77	728	464	1978	25.7
Stoudemire, Pho.	79	714	556	1989	25.2
Martin, Sac.	61	417	502	1443	23.7
Nowitzki, Dal.	77	630	478	1817	23.6
Redd, Mil.	72	550	402	1632	22.7
Jefferson, N.J.	82	619	542	1857	22.6
Bosh, Tor.	67	507	472	1496	22.3
Maggette, LA-C	70	458	553	1547	22.1
Davis, G.S.	82	650	318	1791	21.8
Richardson, Cha.	82	648	249	1788	21.8
J. Johnson, Atl.	82	647	316	1779	21.7
McGrady, Hou.	66	548	245	1427	21.6
Jamison, Was.	79	618	333	1689	21.4
Carter, N.J.	76	587	350	1622	21.3
Boozer, Utah	81	709	290	1708	21.1
Paul, N.O.	80	630	332	1684	21.1
Jefferson, Min.	82	721	284	1726	21.0

**REB PER GAME**

	G	OFF	DEF	TOT	AVG
Howard, Orl.	82	279	882	1161	14.2
Camby, Den.	79	230	807	1037	13.1
Chandler, N.O.	79	322	606	928	11.7
Duncan, S.A.	78	237	644	881	11.3
Jefferson, Min.	82	308	603	911	11.1
Okafor, Cha.	82	255	621	876	10.7
Odom, LA-L	77	197	622	819	10.6
Boozer, Utah	81	197	647	844	10.4
Dalembert, Phi.	82	304	545	849	10.4
Jamison, Was.	79	215	591	806	10.2
Biedrins, G.S.	76	256	488	744	9.8
Bogut, Mil.	78	245	518	763	9.8
Horford, Atl.	81	248	537	785	9.7
Miller, Sac.	72	167	514	681	9.5
Collison, Sea.	78	254	476	730	9.4
Ilgaukas, Cle.	73	263	419	682	9.3
Garnett, Bos.	71	135	520	655	9.2
Stoudemire, Pho.	79	178	541	719	9.1
Lee, N.Y.	81	242	482	724	8.9
West, N.O.	76	180	495	675	8.9

**AST PER GAME**

	G	AST	AVG
Paul, N.O.	80	925	11.6
Nash, Pho.	81	898	11.1
Williams, Utah	82	862	10.5
Kidd, N.J.-Dal.	80	806	10.1
Calderon, Tor.	82	678	8.3
Davis, G.S.	82	623	7.6
Felton, Cha.	79	583	7.4
James, Cle.	75	539	7.2
Iverson, Den.	82	586	7.1
Miller, Phi.	82	565	6.9
Watson, Sea.	78	531	6.8
Billups, Det.	78	529	6.8
Williams, Mil.	66	419	6.3
Hinrich, Chi.	75	452	6.0
Parker, S.A.	69	411	6.0
Roy, Por.	74	430	5.8
J. Johnson, Atl.	82	474	5.8
Carter, Den.	70	388	5.5
Bryant, LA-L	82	441	5.4
Alston, Hou.	74	392	5.3

**FIELD GOAL %**

	FG	FGA	PCT
Biedrins, G.S.	340	543	.626
Chandler, N.O.	377	605	.623
Howard, Orl.	583	974	.599
O'Neal, Mia.-Pho.	331	558	.593
Stoudemire, Pho.	714	1211	.590
Childress, Atl.	327	573	.571
Brewer, Utah	354	634	.558
Lee, N.Y.	341	618	.552
Boozer, Utah	709	1297	.547
Garnett, Bos.	534	990	.539

**3-PT FG%**

	3FG	3GA	PCT
Kapono, Tor.	57	118	.483
Nash, Pho.	179	381	.470
Jones, Por.	91	205	.444
Stojakovic, N.O.	231	524	.441
Gibson, Cle.	118	268	.440
Hamilton, Det.	62	141	.440
Parker, Tor.	133	304	.438
Vujacic, LA-L	118	270	.437
Carroll, Cha.	105	241	.436
Miller, Mem.	155	359	.432

**FREE THROW %**

	FT	FTA	PCT
Stojakovic, N.O.	130	140	.929
Billups, Det.	401	437	.918
Gordon, Chi.	266	293	.908
R. Allen, Bos.	215	237	.907
Nash, Pho.	222	245	.906
Butler, Was.	236	262	.901
Stackhouse, Dal.	132	148	.892
Fisher, LA-L	166	188	.883
Cassell, LA-C-Bos.	127	144	.882
Nowitzki, Dal.	478	544	.879

**STEALS PER GAME**

	G	STL	AVG
Paul, N.O.	80	217	2.71
Artest, Sac.	57	133	2.33
Davis, G.S.	82	191	2.33
Butler, Was.	58	128	2.21
Wallace, Cha.	62	131	2.11
Iguodala, Phi.	82	171	2.09
Marion, Pho.-Mia.	63	125	1.98
Iverson, Den.	82	160	1.95
Bryant, LA-L	82	151	1.84
James, Cle.	75	138	1.84

**BLOCKS PER GAME**

	G	BLK	AVG
Camby, Den.	79	285	3.61
Smith, Atl.	81	227	2.80
Kaman, LA-C	56	155	2.77
Dalembert, Phi.	82	192	2.34
Howard, Orl.	82	176	2.15
Stoudemire, Pho.	79	163	2.06
Yao, Hou.	55	111	2.02
Duncan, S.A.	78	152	1.95
Bogut, Mil.	78	135	1.73
Okafor, Cha.	82	138	1.68

**MIN PER GAME**

	G	MIN	AVG
Iverson, Den.	82	3424	41.8
J. Johnson, Atl.	82	3343	40.8
James, Cle.	75	3027	40.4
Butler, Was.	58	2314	39.9
Crawford, N.Y.	80	3190	39.9
Iguodala, Phi.	82	3242	39.5
Jackson, G.S.	73	2855	39.1
Jefferson, N.J.	82	3200	39.0
Davis, G.S.	82	3196	39.0
Carter, N.J.	76	2959	38.9



TEAM	POINTS PER GAME		FIELD GOAL PERCENTAGE		TURNOVERS PER GAME		REBOUND PERCENTAGES			DECIDED BY <100 POINTS		DECIDED OT GAMES		3 PTS OR LESS		10 PTS OR MORE	
	OWN	OPP.	OWN	OPP.	OWN	OPP.	OFF.	DEF.	TOT.	OWN	OPP.	W	L	W	L	W	L
Atlanta	98.2	100.0	.454	.463	14.9	13.7	.297	.717	.507	51	45	2	4	6	5	11	24
Boston	100.5	90.3	.475	.419*	15.2	16.0	.266	.744	.505	37	66	2	1	7	6	45	3
Charlotte	97.1	101.4	.452	.466	14.7	14.4	.256	.710	.483	47	36	2	5	8	6	12	24
Chicago	97.3	100.4	.435	.453	14.6	15.3	.289	.731	.510	46	42	0	4	4	3	19	29
Cleveland	96.4	96.7	.439	.455	14.0	13.3	.304	.759	.531*	55	45	4	1	10	8	10	17
Dallas	100.4	95.9	.464	.443	12.6	12.2	.267	.750	.509	39	55	0	2	5	6	29	11
Denver	110.7	107.0	.470	.457	14.7	16.4	.255	.721	.488	19	22	3	2	6	6	29	18
Detroit	97.5	90.1*	.458	.437	11.7*	13.5	.294	.737	.515	47	60	2	0	5	3	37	10
Golden State	111.0*	108.8	.459	.468	13.2	16.9*	.272	.703	.487	11	20	2	2	9	2	22	14
Houston	96.7	92.0	.448	.433	13.7	13.3	.291	.748	.520	50	62	0	1	9	3	31	11
Indiana	104.0	105.4	.444	.454	15.1	15.8	.244	.739	.492	29	23	1	2	4	3	14	22
L.A. Clippers	93.8	101.1	.438	.467	14.4	13.6	.231	.731	.481	56	38	2	2	2	5	10	35
L.A. Lakers	108.6	101.3	.476	.445	14.1	14.2	.263	.734	.498	18	38	4	0	5	8	37	9
Memphis	100.7	106.9	.454	.480	15.3	13.4	.238	.734	.486	42	19	1	4	2	11	10	37
Miami	91.4	100.0	.443	.468	14.7	14.2	.221	.719	.470	63	43	0	6	3	11	4	34
Milwaukee	97.0	103.9	.449	.480	14.8	13.7	.300	.730	.515	47	30	2	4	6	9	5	29
Minnesota	95.6	102.4	.451	.472	14.5	13.5	.275	.736	.505	54	33	1	1	4	8	8	35
New Jersey	95.8	100.9	.443	.456	15.0	13.4	.266	.738	.502	50	36	5	1	7	3	8	31
New Orleans	100.9	95.6	.466	.460	11.9	13.9	.270	.754	.512	37	54	4	0	8	4	37	15
New York	96.9	103.5	.439	.474	14.5	12.8	.286	.727	.506	50	29	2	5	4	5	6	33
Orlando	104.5	99.0	.474	.446	14.3	13.2	.234	.748	.491	24	45	4	0	6	6	34	12
Philadelphia	96.6	96.2	.460	.461	14.3	15.7	.318*	.720	.519	49	52	1	2	4	8	18	20
Phoenix	110.1	105.0	.500*	.456	14.4	13.4	.224	.709	.466	18	30	1	2	3	5	31	9
Portland	95.4	96.3	.448	.451	12.9	12.5	.268	.718	.493	52	49	5	2	10	2	15	22
Sacramento	102.5	104.8	.464	.466	16.1	15.2	.252	.717	.484	30	29	3	1	10	8	17	23
San Antonio	95.4	90.6	.457	.444	12.6	12.9	.234	.771*	.502	54	67	1	1	8	6	31	11
Seattle	97.5	106.3	.444	.461	16.0	13.2	.268	.737	.502	51	28	3	1	5	7	5	37
Toronto	100.2	97.3	.468	.458	11.7	14.0	.234	.750	.492	38	45	1	4	3	3	26	16
Utah	106.2	99.3	.497	.461	14.6	15.9	.295	.741	.518	27	41	1	0	4	3	37	14
Washington	98.8	99.2	.446	.461	13.2	14.0	.289	.728	.508	37	46	5	4	5	9	26	19
COMPOSITE; 2460 games	99.9	.457		14.1		.267	.733	1228	64			172					624

\* - League Leader

REBOUND PERCENTAGES: OFF. - Percentage of a given team's missed shots which that team rebounds. DEF. - Percentage of opponents' missed shots which a given team rebounds. TOT. - Average of offensive and defensive rebound percentages.



**INDIVIDUAL AWARDS**

AWARD	PLAYER	TEAM
Most Valuable Player	Kobe Bryant	Los Angeles Lakers
NBA Finals Most Valuable Player	Paul Pierce	Boston Celtics
T-Mobile Rookie of the Year	Kevin Durant	Seattle Supersonics
Coach of the Year	Byron Scott	New Orleans Hornets
Most Improved Player	Hedo Turkoglu	Orlando Magic
Defensive Player of the Year	Kevin Garnett	Boston Celtics
Sixth Man Award	Manu Ginobili	San Antonio Spurs
Sportsmanship Award	Grant Hill	Phoenix Suns
J. Walter Kennedy Citizenship Award	Chauncey Billups	Detroit Pistons
NBA Executive of the Year	Danny Ainge	Boston Celtics

**ALL-NBA TEAMS**

**FIRST TEAM**

POSITION	PLAYER	TEAM	1ST VOTES	POINTS
Forward	Kevin Garnett	Boston	118	612
Forward	LeBron James	Cleveland	117	610
Center	Dwight Howard	Orlando	86	546
Guard	Kobe Bryant	L.A. Lakers	127	635
Guard	Chris Paul	New Orleans	124	629

**SECOND TEAM**

POSITION	PLAYER	TEAM	1ST VOTES	POINTS
Forward	Dirk Nowitzki	Dallas	1	189
Forward	Tim Duncan	San Antonio	25	397
Center	Amare Stoudemire	Phoenix	30	412
Guard	Steve Nash	Phoenix	2	311
Guard	Deron Williams	Utah	0	228

**THIRD TEAM**

POSITION	PLAYER	TEAM	1ST VOTES	POINTS
Forward	Carlos Boozer	Utah	0	174
Forward	Paul Pierce	Boston	2	151
Center	Yao Ming	Houston	2	71
Guard	Tracy McGrady	Houston	1	137
Guard	Manu Ginobili	San Antonio	0	123

**ALL-DEFENSIVE TEAMS (SELECTED BY HEAD COACHES)**

**FIRST TEAM**

PLAYER	TEAM
(G) Bruce Bowen	San Antonio
(F) Kevin Garnett	Boston
(C) Marcus Camby	Denver
(F) Tim Duncan	San Antonio
(G) Kobe Bryant	L.A. Lakers

**SECOND TEAM**

PLAYER	TEAM
(C) Dwight Howard	Orlando
(G) Chris Paul	New Orleans
(F) Shane Battier	Houston
(G) Raja Bell	Phoenix
(F) Tayshaun Prince	Detroit

**T-MOBILE ALL-ROOKIE TEAMS (CHOSEN WITHOUT REGARD TO POSITION)**

**FIRST TEAM**

PLAYER	TEAM
Al Horford	Atlanta
Kevin Durant	Seattle
Luis Scola	Houston
Al Thornton	L.A. Clippers
Jeff Green	Seattle

**SECOND TEAM**

PLAYER	TEAM
Jamarion Moon	Toronto
Juan Carlos Navarro	Memphis
Thaddeus Young	Philadelphia
Rodney Stuckey	Detroit
Carl Landry	Houston



SEASON	DIV.	REG. SEA.	CONF.	LEAGUE	TOTAL
Celtics	26	18	20	17	81
Lakers	28	9	26	14	77
76ers/Nationals	11	6	9	3	29
Spurs	15	4	5	4	28
Bulls	7	3	6	6	22
Pistons	11	2	7	3	23
Warriors	7	2	6	3	18
Knicks	7	1	8	2	18
Bucks	13	2	2	1	18
Hawks	10	0	4	1	15
Wizards/Bullets	7	2	4	1	14
Jazz	8	2	2	0	12
Kings/Royals	5	3	2	1	11
SuperSonics/Thunder	6	1	3	1	11
Rockets	4	0	4	2	10
Trail Blazers	4	2	3	1	10
Suns	6	2	3	0	10
Heat	7	1	1	1	10
Pacers	4	2	2	0	8
Mavericks	3	2	1	0	6
Nuggets	5	0	0	0	5
Nets	4	0	1	0	5
Capitols (defunct)	2	1	1	0	4
Magic	3	0	1	0	4
Timberwolves	1	0	1	0	2
Bullets (defunct)	0	0	1	1	2
Stags (defunct)	1	0	1	0	2
Bombers (defunct)	1	1	0	0	2
Cavaliers	1	0	1	0	2
Jets (defunct)	1	0	0	0	1
Raptors	1	0	0	0	1
Hornets	1	0	0	0	1
<b>Totals</b>	<b>198</b>	<b>64</b>	<b>121</b>	<b>60</b>	<b>462</b>

**NOTES:**

Div .....Division titles  
 Reg. Sea .....Best record in the regular season  
 Conf.....Conference titles  
 League.....NBA titles  
 Total .....All categories combined



**MOST POINTS**

PLAYER	TOTAL
Kareem Abdul-Jabbar.....	38,387
Karl Malone .....	36,928
Michael Jordan .....	32,292
Wilt Chamberlain .....	31,419
Julius Erving .....	30,026
Moses Malone .....	29,580
Dan Issel .....	27,482
Elvin Hayes .....	27,313
Hakeem Olajuwon .....	26,946
Oscar Robertson .....	26,710

**HIGHEST SCORING AVG** (400 Games or 10,000 Points Minimum)

PLAYER	G	FGM	FTM	PTS	AVG
Michael Jordan .....	1072	12,192	7,327	32,292	30.12
Wilt Chamberlain .....	1045	12,681	6,057	31,419	30.07
ALLEN IVERSON .....	829	7,983	6,000	22,988	27.7
Elgin Baylor .....	846	8,693	5,763	23,149	27.4
LEBRON JAMES.....	391	3,858	2,463	10,689	27.3
Jerry West.....	932	9,016	7,160	25,192	27.0
Bob Pettit .....	792	7,349	6,182	20,880	26.4
Oscar Robertson .....	1040	9,508	7,694	26,710	25.7
SHAQUILLE O'NEAL .....	1042	10,422	5,441	26,286	25.2
George Gervin.....	1060	10,368	5,737	26,595	25.1
Karl Malone .....	1476	13,528	9,787	36,928	25.0

**HIGHEST FIELD GOAL PERCENTAGE** (2,000 FGM MINIMUM)

PLAYER	FGM	FGA	PCT
Artis Gilmore .....	9,403	16,158	582
SHAQUILLE O'NEAL .....	10,422	17,952	581
Mark West .....	2,528	4,356	580
Steve Johnson .....	2,841	4,965	572
Darryl Dawkins.....	3,477	6,079	572
James Donaldson.....	3,105	5,442	571
BO OUTLAW .....	2,005	3,534	567
Jeff Ruland .....	2,105	3,734	564
Bobby Jones .....	4,451	7,953	560
Kareem Abdul-Jabbar .....	15,837	28,307	559

**HIGHEST FREE THROW PERCENTAGE** (1,200 FTM MINIMUM)

PLAYER	FTM	FTA	PCT
Mark Price .....	2,135	2,362	904
STEVE NASH .....	2,170	2,418	897
CHAUNCEY BILLUPS .....	3,088	3,485	896
Rick Barry .....	5,713	6,397	893
PEJA STOJAKOVIC .....	2,025	2,264	894
Calvin Murphy .....	3,445	3,864	892
Scott Skiles .....	1,548	1,741	889
RAY ALLEN .....	3,395	3,819	889
Reggie Miller .....	6,237	7,026	888
Larry Bird .....	3,960	4,471	886

**HIGHEST 3-POINT FIELD GOAL PERCENTAGE** (250 3FGM MINIMUM)

PLAYER	3FGM	3FGA	PCT
JASON KAPONO .....	287	619	464
Steve Kerr .....	726	1,599	454
Hubert Davis .....	728	1,651	441
Drazen Petrovic.....	255	583	437
Tim Legler .....	260	603	431
STEVE NASH .....	1,252	2,902	431
B.J. Armstrong .....	436	1,026	425
ANTHONY PARKER.....	258	607	425
Wesley Person .....	1,150	2,754	418
BEN GORDON.....	597	1,434	416



## GAMES

Robert Parish	1,611
Kareem Abdul-Jabbar	1,560
John Stockton	1,504
Karl Malone	1,476
Moses Malone	1,455
Kevin Willis	1,424
Reggie Miller	1,389
Clifford Robinson	1,380
Gary Payton	1,335
Artis Gilmore	1,329

## MINUTES

Kareem Abdul-Jabbar	57,446
Karl Malone	54,852
Elvin Hayes	50,000
Moses Malone	49,444
Wilt Chamberlain	47,859
John Stockton	47,764
Reggie Miller	47,619
Artis Gilmore	47,134
GARY PAYTON	47,117
John Havlicek	46,471

## FG MADE

Kareem Abdul-Jabbar	15,837
Karl Malone	13,528
Wilt Chamberlain	12,681
Michael Jordan	12,192
Julius Erving	11,818
Elvin Hayes	10,976
Hakeem Olajuwon	10,749
Alex English	10,659
John Havlicek	10,513
Dan Issel	10,431

## FG ATTEMPTS

Kareem Abdul-Jabbar	28,307
Karl Malone	26,210
Michael Jordan	24,537
Elvin Hayes	24,272
John Havlicek	23,930
Wilt Chamberlain	23,497
Julius Erving	23,370
Dominique Wilkins	21,589
Rick Barry	21,283
Alex English	21,036

## FT MADE

Karl Malone	9,787
Moses Malone	9,018
Oscar Robertson	7,694
Michael Jordan	7,327
Jerry West	7,160
Dolph Schayes	6,979
Adrian Dantley	6,832
Kareem Abdul-Jabbar	6,712
Dan Issel	6,591
Charles Barkley	6,349

## FT ATTEMPTS

Karl Malone	13,188
Moses Malone	11,864
Wilt Chamberlain	11,862
SHAQUILLE O'NEAL	10,376
Kareem Abdul-Jabbar	9,304
Oscar Robertson	9,185
Jerry West	8,801
Artis Gilmore	8,790
Michael Jordan	8,772
Charles Barkley	8,643

## 3-PT. FG MADE

Reggie Miller	2,560
RAY ALLEN	2,100
Dale Ellis	1,719
Glen Rice	1,559
EDDIE JONES	1,546
Tim Hardaway	1,542
Nick Van Exel	1,528
Peja Stojakovic	1,426
ANTOINE WALKER	1,386
Dan Majerle	1,360

## 3-PT. FG ATT

Reggie Miller	6,486
RAY ALLEN	5,291
Tim Hardaway	4,345
Nick Van Exel	4,278
Dale Ellis	4,266
ANTOINE WALKER	4,264
EDDIE JONES	4,147
JASON KIDD	4,025
Vernon Maxwell	3,931
Glen Rice	3,896

## REBOUNDS

Wilt Chamberlain	23,924
Bill Russell	21,620
Moses Malone	17,834
Kareem Abdul-Jabbar	17,440
Artis Gilmore	16,330
Elvin Hayes	16,279
Karl Malone	14,968
Robert Parish	14,715
Nate Thurmond	14,464
Walt Bellamy	14,241

## ASSISTS

John Stockton	15,806
Mark Jackson	10,334
Magic Johnson	10,141
Oscar Robertson	9,887
JASON KIDD	9,497
Isiah Thomas	9,061
Gary Payton	8,966
Rod Strickland	7,987
Maurice Cheeks	7,392
Lenny Wilkens	7,211

## STEALS

John Stockton	3,265
Michael Jordan	2,514
Gary Payton	2,445
Maurice Cheeks	2,310
Scottie Pippen	2,307
Julius Erving	2,272
Clyde Drexler	2,207
Hakeem Olajuwon	2,162
Alvin Robertson	2,112
Karl Malone	2,085

## BLOCKS

Hakeem Olajuwon	3,830
DIKEMBE MUTOMBO	3,278
Kareem Abdul-Jabbar	3,189
Artis Gilmore	3,178
Mark Eaton	3,064
David Robinson	2,954
Patrick Ewing	2,894
Tree Rollins	2,542
SHAQUILLE O'NEAL	2,520
Robert Parish	2,361

## PERSONAL FOULS

Kareem Abdul-Jabbar	4,657
Karl Malone	4,578
Artis Gilmore	4,529
Robert Parish	4,443
Caldwell Jones	4,436
Charles Oakley	4,421
Hakeem Olajuwon	4,383
Buck Williams	4,267
Elvin Hayes	4,193
Clifford Robinson	4,175

## DISQUALIFICATIONS

Vern Mikkelsen	127
Walter Dukes	121
Shawn Kemp	115
Charlie Share	105
Paul Arizin	101
Darryl Dawkins	100
James Edwards	96
Tom Gola	94
Tom Sanders	94
Steve Johnson	93

## NOTES:

Statistics combine  
NBA & ABA Numbers.

Active 2007-08 players  
in CAPITAL LETTERS.

Celtics players are  
in green.



EASTERN			WESTERN		CENTRAL	
SEASON	TEAM	W-L	TEAM	W-L	TEAM	W-L
1946-47	Washington	49-11	Chicago	39-22		
1947-48	Philadelphia	27-21	St. Louis	29-19		
1948-49	Washington	38-22	Rochester	45-15		
1949-50	Syracuse	51-13	Indianapolis	39-25	Minneapolis	51-17
1950-51	Philadelphia	40-26	Minneapolis	44-24		
1951-52	Syracuse	40-26	Rochester	41-25		
1952-53	New York	47-23	Minneapolis	48-22		
1953-54	New York	44-28	Minneapolis	46-26		
1954-55	Syracuse	43-29	Ft. Wayne	43-29		
1955-56	Philadelphia	45-27	Ft. Wayne	37-35		
1956-57	Boston	44-28	St. Louis	34-38		
1957-58	Boston	49-23	St. Louis	41-31		
1958-59	Boston	52-20	St. Louis	49-23		
1959-60	Boston	59-16	St. Louis	46-29		
1960-61	Boston	57-22	St. Louis	51-28		
1961-62	Boston	60-20	Los Angeles	54-26		
1962-63	Boston	58-22	Los Angeles	53-27		
1963-64	Boston	59-21	San Francisco	48-32		
1964-65	Boston	62-18	Los Angeles	49-31		
1965-66	Philadelphia	55-25	Los Angeles	45-35		
1966-67	Philadelphia	68-13	San Francisco	44-37		
1967-68	Philadelphia	62-20	St. Louis	56-26		
1968-69	Baltimore	57-25	Los Angeles	55-27		
1969-70	New York	60-22	Atlanta	48-34		

ATLANTIC			CENTRAL		MIDWEST		PACIFIC	
SEASON	TEAM	W-L	TEAM	W-L	TEAM	W-L	TEAM	W-L
1970-71	New York	52-30	Baltimore	42-40	Milwaukee	66-16	Los Angeles	48-34
1971-72	Boston	56-26	Baltimore	38-44	Milwaukee	63-19	Los Angeles	69-13
1972-73	Boston	68-14	Baltimore	52-30	Milwaukee	60-22	Los Angeles	60-22
1973-74	Boston	56-26	Capital	47-35	Milwaukee	59-23	Los Angeles	47-35
1974-75	Boston	60-22	Washington	60-22	Chicago	47-35	Golden State	48-34
1975-76	Boston	54-28	Cleveland	49-33	Milwaukee	38-44	Golden State	59-23
1976-77	Philadelphia	50-32	Houston	49-33	Denver	50-32	Los Angeles	53-29
1977-78	Philadelphia	55-27	San Antonio	52-30	Denver	48-34	Portland	58-24
1978-79	Washington	54-28	San Antonio	48-34	Kansas City	48-34	Seattle	52-30
1979-80	Boston	61-21	Atlanta	50-32	Milwaukee	49-33	Los Angeles	60-22
1980-81	Boston	62-20	Milwaukee	60-22	San Antonio	52-30	Phoenix	57-25
1981-82	Boston	63-19	Milwaukee	55-27	San Antonio	48-34	Los Angeles	57-25
1982-83	Philadelphia	65-17	Milwaukee	51-31	San Antonio	53-29	Los Angeles	58-24
1983-84	Boston	62-20	Milwaukee	50-32	Utah	45-37	Los Angeles	54-28
1984-85	Boston	63-19	Milwaukee	59-23	Denver	52-30	L.A. Lakers	62-20
1985-86	Boston	67-15	Milwaukee	57-25	Houston	51-31	L.A. Lakers	62-20
1986-87	Boston	59-23	Atlanta	57-25	Dallas	55-27	L.A. Lakers	65-17
1987-88	Boston	57-25	Detroit	54-28	Denver	54-28	L.A. Lakers	62-20
1988-89	New York	52-30	Detroit	63-19	Utah	51-31	L.A. Lakers	57-25
1989-90	Philadelphia	53-29	Detroit	59-23	San Antonio	56-26	L.A. Lakers	63-19
1990-91	Boston	56-26	Chicago	61-21	San Antonio	55-27	Portland	63-19
1991-92	Boston	51-31	Chicago	67-15	Utah	55-27	Portland	57-25
1992-93	New York	60-22	Chicago	57-25	Houston	55-27	Phoenix	62-20
1993-94	New York	57-25	Atlanta	57-25	Houston	58-24	Seattle	63-19
1994-95	Orlando	57-25	Indiana	52-30	San Antonio	62-20	Phoenix	59-23
1995-96	Orlando	60-22	Chicago	72-10	San Antonio	59-23	Seattle	64-18
1996-97	Miami	61-21	Chicago	69-13	Utah	64-18	Seattle	57-25
1997-98	Miami	55-27	Chicago	62-20	Utah	62-20	Seattle	61-21
1998-99	Miami	33-17	Indiana	33-17	San Antonio	37-13	Portland	35-15
1999-00	Miami	52-30	Indiana	56-26	Utah	55-27	L.A. Lakers	67-15
2000-01	Philadelphia	56-26	Milwaukee	52-30	San Antonio	58-24	L.A. Lakers	56-26
2001-02	New Jersey	52-30	Detroit	50-32	San Antonio	58-24	Sacramento	61-21
2002-03	New Jersey	49-33	Detroit	50-32	SA/Dal.	60-22	Sacramento	59-23
2003-04	New Jersey	47-35	Indiana	61-21	Minnesota	58-24	L.A. Lakers	56-26

ATLANTIC		CENTRAL		SOUTHEAST		NORTHWEST		PACIFIC		SOUTHWEST		
SEASON	TEAM	W-L	TEAM	W-L	TEAM	W-L	TEAM	W-L	TEAM	W-L	TEAM	W-L
2004-05	Boston	45-37	Detroit	54-28	Miami	59-23	Seattle	52-30	Phoenix	62-20	San Antonio	59-23
2005-06	New Jersey	49-33	Detroit	64-18	Miami	52-30	Denver	44-38	Phoenix	54-28	San Antonio	63-19
2006-07	Toronto	47-35	Detroit	53-29	Miami	44-38	Utah	51-31	Phoenix	61-21	Dallas	67-15
2007-08	Boston	66-6	Detroit	59-23	Orlando	52-30	Utah	54-28	L.A. Lakers	57-25	New Orleans	56-26



SEASON	WINNING TEAM	COACH	LOSING TEAM	COACH	SERIES
1946-47	Philadelphia	Eddie Gottlieb	Chicago	Harold Olsen	4-1
1947-48	Baltimore	Buddy Jeannette	Philadelphia	Eddie Gottlieb	4-2
1948-49	Minneapolis	John Kundla	Washington	Red Auerbach	4-2
1949-50	Minneapolis	John Kundla	Syracuse	Al Cervi	4-2
1950-51	Rochester	Les Harrison	New York	Joe Lapchick	4-3
1951-52	Minneapolis	John Kundla	New York	Joe Lapchick	4-3
1952-53	Minneapolis	John Kundla	New York	Joe Lapchick	4-1
1953-54	Minneapolis	John Kundla	Syracuse	Al Cervi	4-3
1954-55	Syracuse	Al Cervi	Fort Wayne	Charley Eckman	4-3
1955-56	Philadelphia	George Senesky	Fort Wayne	Charley Eckman	4-1
1956-57	Boston	Red Auerbach	St. Louis	Alex Hannum	4-3
1957-58	St. Louis	Alex Hannum	Boston	Red Auerbach	4-2
1958-59	Boston	Red Auerbach	Minneapolis	John Kundla	4-0
1959-60	Boston	Red Auerbach	St. Louis	Ed Macauley	4-3
1960-61	Boston	Red Auerbach	St. Louis	Paul Seymour	4-1
1961-62	Boston	Red Auerbach	Los Angeles	Fred Schaus	4-3
1962-63	Boston	Red Auerbach	Los Angeles	Fred Schaus	4-2
1963-64	Boston	Red Auerbach	San Francisco	Alex Hannum	4-1
1964-65	Boston	Red Auerbach	Los Angeles	Fred Schaus	4-1
1965-66	Boston	Red Auerbach	Los Angeles	Fred Schaus	4-3
1966-67	Philadelphia	Alex Hannum	San Francisco	Bill Sharman	4-2
1967-68	Boston	Bill Russell	Los Angeles	Bill VanBredaKolff	4-2
1968-69	Boston	Bill Russell	Los Angeles	Bill VanBredaKolff	4-3
1969-70	New York	Red Holzman	Los Angeles	Joe Mullaney	4-3
1970-71	Milwaukee	Larry Costello	Baltimore	Gene Shue	4-0
1971-72	Los Angeles	Bill Sharman	New York	Red Holzman	4-1
1972-73	New York	Red Holzman	Los Angeles	Bill Sharman	4-1
1973-74	Boston	Tom Heinsohn	Milwaukee	Larry Costello	4-3
1974-75	Golden State	Al Attles	Washington	K.C. Jones	4-0
1975-76	Boston	Tom Heinsohn	Phoenix	John MacLeod	4-2
1976-77	Portland	Jack Ramsay	Philadelphia	Gene Shue	4-2
1977-78	Washington	Dick Motta	Seattle	Lenny Wilkens	4-3
1978-79	Seattle	Lenny Wilkens	Washington	Dick Motta	4-1
1979-80	Los Angeles	Paul Westhead	Philadelphia	Billy Cunningham	4-2
1980-81	Boston	Bill Fitch	Houston	Del Harris	4-2
1981-82	Los Angeles	Pat Riley	Philadelphia	Billy Cunningham	4-2
1982-83	Philadelphia	Billy Cunningham	Los Angeles	Pat Riley	4-0
1983-84	Boston	K.C. Jones	Los Angeles	Pat Riley	4-3
1984-85	L.A. Lakers	Pat Riley	Boston	K.C. Jones	4-2
1985-86	Boston	K.C. Jones	Houston	Bill Fitch	4-2
1986-87	L.A. Lakers	Pat Riley	Boston	K.C. Jones	4-2
1987-88	L.A. Lakers	Pat Riley	Detroit	Chuck Daly	4-3
1988-89	Detroit	Chuck Daly	L.A. Lakers	Pat Riley	4-0
1989-90	Detroit	Chuck Daly	Portland	Rick Adelman	4-1
1990-91	Chicago	Phil Jackson	L.A. Lakers	Mike Dunleavy	4-1
1991-92	Chicago	Phil Jackson	Portland	Rick Adelman	4-2
1992-93	Chicago	Phil Jackson	Phoenix	Paul Westphal	4-2
1993-94	Houston	Rudy Tomjanovich	New York	Pat Riley	4-3
1994-95	Houston	Rudy Tomjanovich	Orlando	Brian Hill	4-0
1995-96	Chicago	Phil Jackson	Seattle	George Karl	4-2
1996-97	Chicago	Phil Jackson	Utah	Jerry Sloan	4-2
1997-98	Chicago	Phil Jackson	Utah	Jerry Sloan	4-2
1998-99	San Antonio	Gregg Popovich	New York	Jeff Van Gundy	4-1
1999-00	L.A. Lakers	Phil Jackson	Indiana	Larry Bird	4-2
2000-01	L.A. Lakers	Phil Jackson	Philadelphia	Larry Brown	4-1
2001-02	L.A. Lakers	Phil Jackson	New Jersey	Byron Scott	4-0
2002-03	San Antonio	Gregg Popovich	New Jersey	Byron Scott	4-2
2003-04	Detroit	Larry Brown	L.A. Lakers	Phil Jackson	4-1
2004-05	San Antonio	Gregg Popovich	Detroit	Larry Brown	4-3
2005-06	Miami	Pat Riley	Dallas	Avery Johnson	4-2
2006-07	San Antonio	Gregg Popovich	Cleveland	Mike Brown	4-0
2007-08	Boston	Glenn "Doc" Rivers	L.A. Lakers	Phil Jackson	4-2



**FIRST ROUND**

PICK	TEAM	PLAYER	HT	WT	POS	FROM
1	Chicago	Derrick Rose	6-3	190	G	Memphis
2	Miami	Michael Beasley	6-10	235	F	Kansas State
3	Minnesota (Traded to Memphis)	O.J. Mayo	6-5	200	G	Southern California
4	Seattle	Russell Westbrook	6-3	187	G	UCLA
5	Memphis (Traded to Minnesota)	Kevin Love	6-10	255	F	UCLA
6	New York Knicks	Danilo Gallinari	6-8	210	F	Italy
7	L.A. Clippers	Eric Gordon	6-4	215	G	Indiana
8	Milwaukee	Joe Alexander	6-8	230	F	West Virginia
9	Charlotte	D.J. Augustin	6-0	180	G	Texas
10	New Jersey	Brook Lopez	7-0	260	C	Stanford
11	Indiana (Traded to Portland)	Jerryd Bayless	6-3	200	G	Arizona
12	Sacramento	Jason Thompson	6-11	250	F	Rider
13	Portland (Traded to Indiana)	Brandon Rush	6-6	210	G	Kansas
14	Golden State	Anthony Randolph	6-10	205	F	Louisiana State
15	Phoenix (From Atlanta)	Robin Lopez	7-0	255	F	Stanford
16	Philadelphia	Marreese Speights	6-10	245	F	Florida
17	Toronto (Traded to Indiana)	Roy Hibbert	7-2	278	C	Georgetown
18	Washington	JaVale McGee	7-0	237	C	Nevada
19	Cleveland	J.J. Hickson	6-9	242	F	N.C. State
20	Charlotte (From Denver)	Alexis Ajinca	7-0	220	F	France
21	New Jersey (From Dallas)	Ryan Anderson	6-10	240	F	California
22	Orlando	Courtney Lee	6-5	200	G	Western Kentucky
23	Utah	Kosta Koufos	7-0	265	C	Ohio State
24	Seattle (From Phoenix)	Serge Ibaka	6-10	220	F	Congo
25	Houston (Traded to Portland)	Nicolas Batum	6-8	190	F	France
26	San Antonio	George Hill	6-2	180	G	IUPUI
27	New Orleans (To Memphis via Portland)	Darrell Arthur	6-9	225	F	Kansas
28	Memphis (From L.A. Lakers; Traded to Houston)	Donte Greene	6-11	226	F	Syracuse
29	Detroit (Traded to Seattle)	D.J. White	6-9	251	F	Indiana
30	Boston	J.R. Giddens	6-5	215	G	New Mexico

**SECOND ROUND**

31	Minnesota (From Miami)	Nikola Pekovic	6-11	265	C	Serbia
32	Seattle (Traded to Detroit)	Walter Sharpe	6-9	245	F	UAB
33	Portland (From Memphis; Traded to Houston)	Joey Dorsey	6-9	265	F	Memphis
34	Minnesota (Traded to Miami)	Mario Chalmers	6-1	190	G	Kansas
35	L.A. Clippers	DeAndre Jordan	7-0	260	C	Texas A&M
36	Portland (From New York; Traded to Chicago)	Omer Asik	7-0	255	C	Turkey
37	Milwaukee	Luc Richard Mbah a Moute	6-8	230	F	UCLA
38	Charlotte	Kyle Weaver	6-6	201	G	Washington State
39	Chicago (Traded to Denver)	Sonny Weems	6-6	203	G	Arkansas
40	New Jersey	Chris Douglas-Roberts	6-7	200	G	Memphis
41	Indiana	Nathan Jawai	6-10	280	C	Australia
42	Sacramento (From Atlanta)	Sean Singletary	6-0	185	G	Virginia
43	Sacramento	Patrick Ewing, Jr.	6-8	240	F	Georgetown
44	Utah (From Philadelphia)	Ante Tomic	7-1	225	C	Croatia
45	San Antonio (From Toronto; Traded to Phoenix)	Goran Dragic	6-4	180	G	Slovenia
46	Seattle (From Portland; Traded to Detroit)	Trent Plaisted	6-11	245	F	BYU
47	Washington (Traded to Boston)	Bill Walker	6-6	220	F	Kansas State
48	Phoenix (From Cleveland; Traded to San Antonio)	Malik Hairston	6-6	220	G	Oregon
49	Golden State	Richard Hendrix	6-9	225	F	Alabama
50	Seattle (From Denver)	DeVon Hardin	6-11	250	C	California
51	Dallas	Shan Foster	6-6	205	G	Vanderbilt
52	Miami (From Orlando; Traded to Cleveland)	Darnell Jackson	6-8	250	F	Kansas
53	Utah	Tadija Dragicevic	6-9	222	F	Serbia
54	Houston	Maarty Leunen	6-9	220	F	Oregon
55	Portland (From Phoenix; Traded to L.A. Clippers)	Mike Taylor	6-2	165	G	Idaho Stampede/Iowa State
56	Seattle (From New Orleans)	Sasha Kaun	6-11	250	C	Kansas
57	San Antonio	James Gist	6-9	235	F	Maryland
58	L.A. Lakers	Joe Crawford	6-5	207	G	Kentucky
59	Detroit	Deron Washington	6-7	210	F	Virginia Tech
60	Boston	Semih Erden	6-11	240	C	Turkey



## DRAFT NIGHT TRADES

- Indiana-Toronto .....Acquires T.J. Ford, Rasho Nesterovic, Maceo Baston and the draft rights to Roy Hibbert from Toronto in exchange for Jermaine O'Neal and the draft rights to Nathan Jawai.
- Indiana-Portland .....Acquires Jarrett Jack, Josh McRoberts and the draft rights to Brandon Rush from Portland in exchange for Ike Diogu and the draft rights to Jerryd Bayless.
- Minnesota-Memphis .....Acquires Mike Miller, Jason Collins, Brian Cardinal and the draft rights to Kevin Love in exchange for Antoine Walker, Marko Jaric, Greg Buckner and the draft rights to O.J. Mayo.
- New Orleans-Portland ....Acquires cash from Portland in exchange for the draft rights to Darrell Arthur.
- Portland-Houston-Memphis ..Portland acquires the draft rights to Nicolas Batum from Houston; Houston acquires the draft rights to Donte Greene from Memphis and the draft rights to Joey Dorsey from Portland; Memphis acquires the draft rights to Darrell Arthur from Portland.
- Detroit-Seattle .....Acquires the draft rights to Walter Sharpe and Trent Plaisted from Seattle in exchange for the draft rights to D.J. White.
- Minnesota-Miami .....Acquires two future second-round draft picks and cash from Miami in exchange for the draft rights to Mario Chalmers.
- Chicago-Portland-Denver ...Chicago acquires the draft rights to Omer Asik from Portland...Portland acquires a 2009 second round pick from Denver and two future second round picks from Chicago...Denver acquires the draft rights to Sonny Weems from Chicago.
- San Antonio-Phoenix.....Traded the rights to Goran Dragic to the Suns in exchange for the draft rights to Malik Hairston, a 2009 second round draft pick and cash.
- Boston-Washington .....Acquires the draft rights to Bill Walker from Washington in exchange for cash considerations.
- Miami-Cleveland.....Acquires a 2009 second round draft pick from Cleveland in exchange for the draft rights to Darnell Jackson.
- Portland-L.A. Clippers ....Acquires a future second round draft pick from L.A. Clippers in exchange for the draft rights to Mike Taylor.